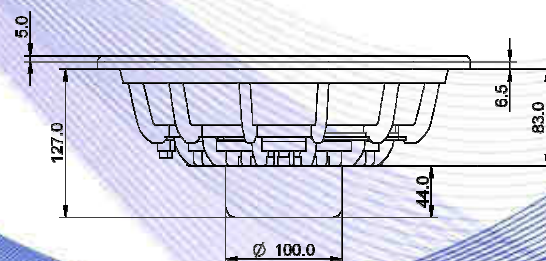
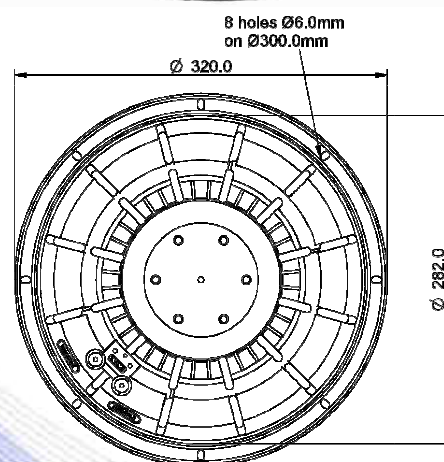


- 3" voice coil fiberglass former
- Konex spider with DCS technology
- Rubber surround with DAR technology
- Cone waterproof treatment
- High excursion neodymium magnet circuit
- Ventilated voice coil to reduce power compression
- 91.8 dB sensitivity

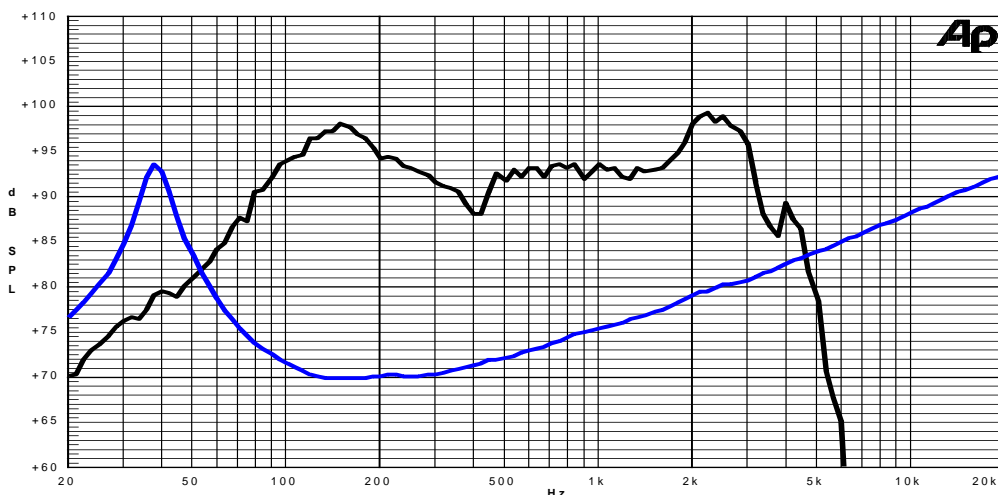
Specifications	
Nominal Diameter	320mm (12")
Nominal Impedance	8Ω
Rated Power AES <sup>(1)</sup>	350W
Continuous Program Power <sup>(2)</sup>	700W
Sensitivity @ 1W/1m <sup>(3)</sup>	91.8dB
Voice Coil Diameter	75mm (3")
Voice Coil Winding Depth	24mm
Magnetic Gap Depth	10mm
Flux Density	1.19T
Magnet Weight	360g
Net Weight	3.5kg

Thiele & Small Parameters <sup>(4)</sup>			
Re	5.30Ω	Fs	36.0Hz
Qms	5.90	Qes	0.45
Qts	0.42	Mms	108.5g
Cms	177μm/N	Bxl	17.02Tm
Vas	60.4l	Sd	490.9cm <sup>2</sup>
X max <sup>(5)</sup>	+/-7.0mm	X var <sup>(6)</sup>	+/-11.0mm
η <sub>0</sub>	0.61%	Le (1kHz)	1.15mH

Constructive Characteristics	
Magnet	: Neodymium
Basket Material	: Aluminium Die-Cast
Voice Coil Winding Material	: Copper
Voice Coil Former Material	: Fiberglass
Cone Material	: Paper
Cone Treatment	: Surface Waterproof Treatment
Surround Material	: Rubber
Dust Dome Material	: Solid Paper



Frequency Response on IEC Baffle (DIN 45575) @ 1W,1m – Free Air Impedance



- Note:
- 1 : Rated Power measured with 2 hours test with pink noise signal, 6dB crest factor, loudspeaker mounted on enclosure
  - 2: Power on Continuous Program is defined as 3 dB greater than the Rated Power
  - 3: Calculated by Thiele & Small parameters
  - 4: Thiele & Small parameters measured with laser system without preconditioning test
  - 5: Measured with respect to a THD of 10% using a parameter-based method
  - 6: Value corresponding to a decay of the Force Factor, or Compliance, or both, equal to the 50% of the small signal value.
  - 7: Drawing dimensions: mm
  - 8: The notch around 400Hz on the frequency response is typical of the measurement on IEC baffle