

STUDIO M PRO

QUICK START MANUAL

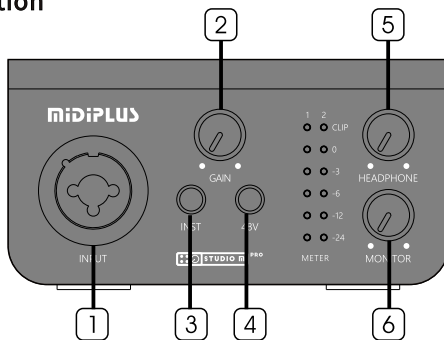
Introduction

Thank you for purchasing **miDiPLUS** STUDIO M PRO. It's a 1 in 2 out audio interface with high quality Microphone preamp and 24 bit/192kHz high precision sampling. STUDIO M PRO has fashion appearance, small and exquisite. Fully compatible with Mac and Windows OS, support USB bus powered and provide 48V phantom power supply for your condenser microphone.

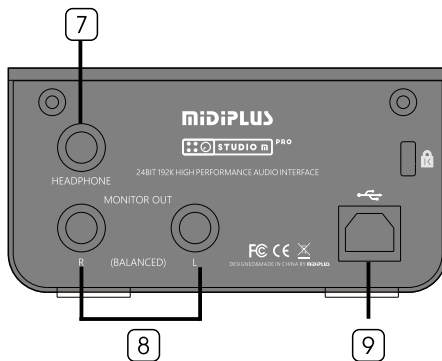
Package contents

1. STUDIO M PRO audio interface
2. USB cable
3. Quick start manual
4. Information card
5. Plug adaptor

Production description

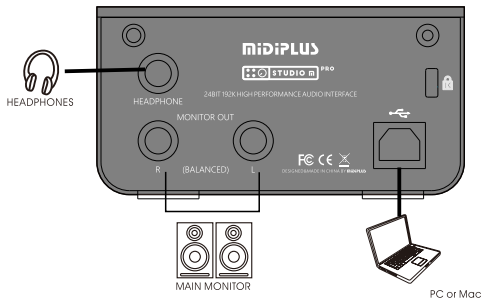
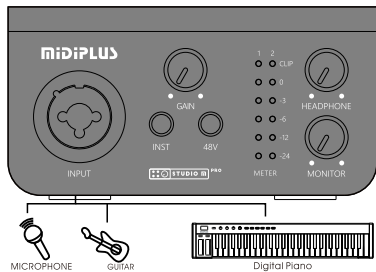


1. Mic/Line/Hi-Z Combo input
2. Input gain control knob
3. Instrument/Line input switch button
4. 48V phantom power ON/OFF
5. Headphone volume control
6. Monitor volume control



- 7. Headphone output
- 8. Monitor outputs
- 9. USB port

Connect diagram



Product specifications

Model	STUDIO M PRO
Sample rate	24Bit/192KHz
Input	Mic/Line/Hi-z Combo input
Output	2 balanced outputs, 1 stereo headphone output
Connection	USB 2.0
Phantom power	48V
Buttons	1 Line/Inst switch, 1 48V Phantom power On/Off
Knobs	Gain, Monitor volume, Headphone volume
Dimensions	116 x 90 x 46 (mm)
Weight	367g
Accessory	USB cable, Quick start manual, Plug adaptor, Information cards

Driver install

Support Windows 7 or above version:

1. Connect STUDIO audio interface to the computer.
2. The system will detect the new USB driver and install automatically.
3. Go to the website www.midiplus.com to download STUDIO driver.
4. Install the driver according to the prompt.
5. After finish the install, the device can be used.

Mac OS

Connect your STUDIO audio interface to a USB port of your Mac, it is ready to go.

System requirements:

Windows: Win7 (32/64bit) or above

Mac: OS X 10.6 or above

www.midiplus.com