

**USER GUIDE**  
**OV-1-B-C-PRO**



**METERS**  
**MUSIC**

*Ashdon*  
*Engineering*

**METERSMUSIC.COM**

## **IMPORTANT SAFETY INFORMATION**

Please read the Meters user manual and keep safe for future reference.

Meters are designed for responsible listening. To enjoy the maximum pleasure from your Meters headphones here are some DOS and DON'TS.

**DON'T** use the headphones at a high volume for any extended period. High volume for long periods means you will only be able to enjoy Meters for a short period. No fun in that!

- To avoid hearing impairment, use your headphones at a comfortable, moderate volume level.

- Always turn the volume down on your Meters before placing the headphones on your ears, gradually turning up the volume until you reach a comfortable listening level.

**DO** focus on your safety and always be aware of what is going on around you. Please pay particular attention when using Meters while engaging in any activity such as riding a bicycle or running or walking in or near traffic, a building site or railroad, etc.

**DON'T** use mobile phone adapters to connect headphones to airplane seat jacks. This could result in personal injury such as burns or property damage due to overheating. Remove and disconnect immediately if you experience a warming sensation or any loss of audio.

**DON'T** use your headphones while driving or at any time when the inability to hear outside surrounding sounds may present a danger to yourself or others.

**DO** be aware of the temperatures and humidity when using Meters headphones. Operate or store in a place where the temperature is between -15°C ( 5°F ) and 55°C (131°F) (up to 90% relative humidity).

**DON'T** submerge or expose for extended period to water, or wear while participating in water sports, i.e. swimming, water-skiing, surfing, etc. Exposure to moisture may increase the risk of fire or electric shock.

**DON'T** use the headphones as aviation communication headsets except in case of emergency.

**DON'T** place naked flame sources, such as lighted candles, near your Meters headphones.

**DON'T** make any unauthorised alterations to your Meters. Doing so will void the warranty, compromise safety, and affect regulatory compliance and system performance.

Remember Meters are THE only headphones that move to your music and our exclusive technology and innovation allows you, the user, a greater appreciation of the finer details of your favourite music at lower volumes.

**DO** enjoy your Meters Headphones at ALL times!

## SPECIFICATIONS

Type: Closed, Dynamic

Driver: 50mm Beryllium

Power Handling Capacity: 1000mW

Impedance: 32 Ohm @ 1Khz

Sens: 94dB/mW

Frequency Response: 16Hz-24kHz

Cable: 3m

Adaptor: Gold plated

Weight: 380gs (0.8lbs)

Output Power: MIN 0.35v MAX 0.5v

Bluetooth Specification Version: 5.0

Supports Bluetooth Codec : SBC, apt-X,

apt-X HD, Supports HSP, HFP, A2DP, AVRCP profile

Supports voice prompt

Distortion: MAX 0.2%

Channel Separation: Lch MIN -60dB MAX-40dB

Rch MIN-60dB MAX-40dB

BT Transmission distance: 10-15M

Battery Life: Continuous 16hrs - Standby 28hrs

Max charge current: 200mA

3 function keys and LED indicator

Wired and wireless usage

Built-in Digital Microphone

For more information head to:

[www.metersmusic.com](http://www.metersmusic.com)

Disposal of Old Electrical Equipment (Applicable in the European Union and other European countries with separate collection systems).

This symbol on the product or on its packaging indicates that this product shall not be treated as household waste. Instead it shall be handed over to the appropriate collection point for the recycling of electrical and electronic equipment. By ensuring this product is disposed of correctly, you will help prevent potential negative consequences for the environment and human health, which could otherwise be caused by inappropriate waste handling of this product. The recycling of materials will help to conserve natural resources. For more detailed info about recycling this product, please contact your local Council, your household waste disposal service or the shop where you purchased the product.



Notice for customer: the following information is only applicable to equipment sold in countries applying EU directives

Manufacturer: Meters Music Ltd. The Old Maltings, Hall Road, Heybridge, Essex, England, CM9 4NJ.



## **Federal Communication Commission Interference Statement**

This equipment has been tested and found to comply with the limits for a Class B digital device, pursuant to Part 15 of the FCC Rules. These limits are designed to provide reasonable protection against harmful interference in a residential installation.

This equipment generates, uses and can radiate radio frequency energy and, if not installed and used in accordance with the instructions, may cause harmful interference to radio communications. However, there is no guarantee that interference will not occur in a particular installation. If this equipment does cause harmful interference to radio or television reception, which can be determined by turning the equipment off and on, the user is encouraged to try to correct the interference by one of the following measures:

- . Reorient or relocate the receiving antenna.
- . Increase the separation between the equipment and receiver.
- . Connect the equipment into an outlet on a circuit different from that to which the receiver is connected.
- . Consult the dealer or an experienced radio/TV technician for help.

**FCC Caution:** To assure continued compliance, any changes or modifications not expressly approved by the party responsible for compliance could void the user's authority to operate this equipment. (Example - use only shielded interface cables when connecting to computer or peripheral devices).

## **FCC Radiation Exposure Statement**

This equipment complies with FCC RF radiation exposure limits set forth for an uncontrolled environment.

## **Federal Communication Commission Interference Statement**

This equipment has been tested and found to comply with the limits for a Class B digital device, pursuant to Part 15 of the FCC Rules. These limits are designed to provide reasonable protection against harmful interference in a residential installation.

This equipment generates, uses and can radiate radio frequency energy and, if not installed and used in accordance with the instructions, may cause harmful interference to radio communications. However, there is no guarantee that interference will not occur in a particular installation. If this equipment does cause harmful interference to radio or television reception, which can be determined by turning the equipment off and on, the user is encouraged to try to correct the interference by one of the following measures:

- . Reorient or relocate the receiving antenna.
- . Increase the separation between the equipment and receiver.
- . Connect the equipment into an outlet on a circuit different from that to which the receiver is connected.
- . Consult the dealer or an experienced radio/TV technician for help.

**FCC Caution:** To assure continued compliance, any changes or modifications not expressly approved by the party responsible for compliance could void the user's authority to operate this equipment. (Example - use only shielded interface cables when connecting to computer or peripheral devices).

## **FCC Radiation Exposure Statement**

This equipment complies with FCC RF radiation exposure limits set forth for an uncontrolled environment.

## FUNCTION

<b>BUTTON</b>	<b>PRESS TYPE</b>	<b>FUNCTION</b>
>> -	SHORT PRESS (WHEN STREAMING) LONG PRESS (WHEN STREAMING)	VOLUME DOWN SKIP FORWARD
+ <<	SHORT PRESS (WHEN STREAMING) LONG PRESS (WHEN STREAMING)	VOLUME UP SKIP BACKWARD
▶	SHORT PRESS (WHEN STREAMING) SHORT PRESS SHORT PRESS (WHEN THERE'S A CALL COMING) SHORT PRESS (WHEN DURING A CALL) LONG PRESS	PAUSE MUSIC PLAY MUSIC ANSWER CALL END CALL ENTER PAIRING MODE

## **BUTTON COMBINATION**

HOLD >>- AND +<< THEN TURN ON BT

FACTORY RESET

## GETTING STARTED

### TURN ON AND PLAY:

Straight out of the box your Meters headphones will be fully charged & ready to go, simply turn on the BT switch on the left side of the headphone, you will be greeted by a friendly voice stating BT is on, then hold the Play/Pause button to pair to your device, make sure BT is enabled on your selected device. Select "METERS" and click pair. You will be informed that the pair was successful.

### GET COMFORTABLE:

Making sure your headphones are correctly positioned on your head will ensure the best quality of audio. We use a sprung steel flex fit headband so you can easily work it to fit your head shape.

### KEEP THEM CHARGED:

Using the provided USB cable you can plug them into any USB socket to maintain the battery life. There is a red LED charging indicator located on the base of the headphone close to the USB socket. This will illuminate while charging and will go off once fully charged. Fully Charged = 1.2hrs. 20mins of charge = 2hrs of playback.

### INCOMING CALLS:

When using your phone as a listening device you will be able to use it hands free to answer calls. The OV-1-B has a built in microphone so you never miss a call. Answer using the play/pause/answer button on the left ear cap.



#### **WIRED OR WIRELESS:**

OV-1-B can be used with a cable as long as there is sufficient charge to power the QCC5124 chip. This retains the last user EQ saved via the app, to enjoy your sound with or without bluetooth. With both switches off just plug in your supplied cable and away you go, enjoying the same quality of audio.

#### **WHAT IS APTX HD?:**

Qualcomm® aptX™ HD audio ensures your Bluetooth® wireless enabled device can deliver High Definition (HD) audio. It preserves sound data through the audio transmission, resulting in a 'better-than-CD' listening experience.

#### **THE FUNCTION OF THE METER:**

The VU meter featured on the left and right ears of the headphones are a line-level signal indicator designed to make others around aware of how loud your music is.

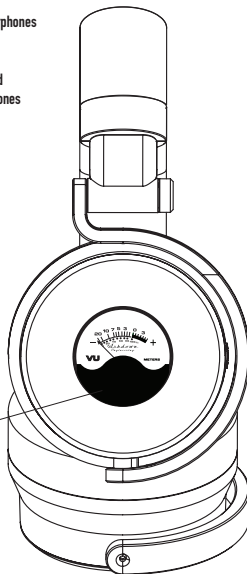
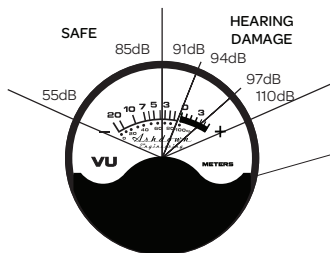
This can be seen as a safety feature for concerned parents and guardians. Listening to loud music for prolonged periods of time can cause severe hearing damage. Please see Fig 1.0 for reference of listening volumes.

**Fig 1.0:**

Prolonged exposure at high volume settings to the sound from headphones or earphones can damage a user's hearing.

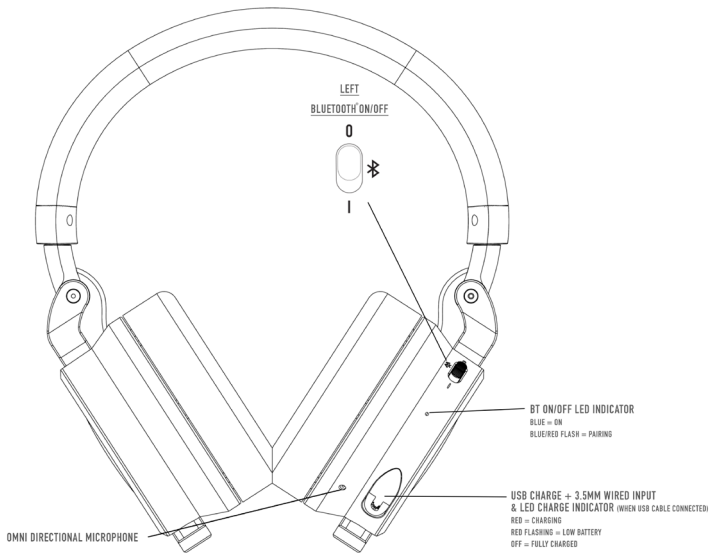
To minimise the risk of hearing impairment, a European standard has been issued which specifies test procedures for measuring the sound levels from the headphones and earphones of personal music players and similar consumer equipment.

**THE METER:**

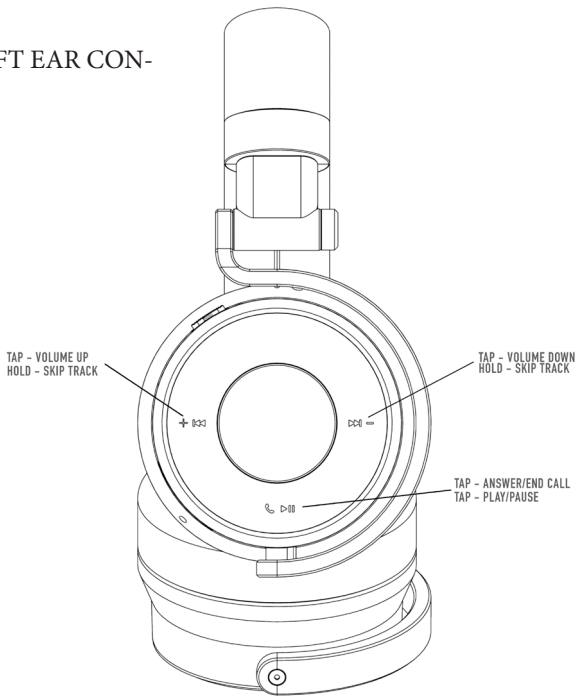


## FUNCTIONS:

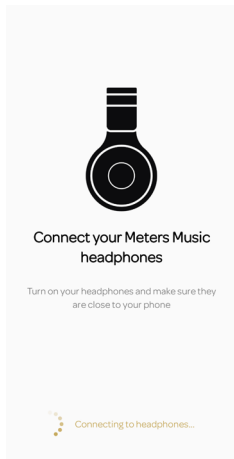
### SWITCHES, SOCKETS AND LEDS:



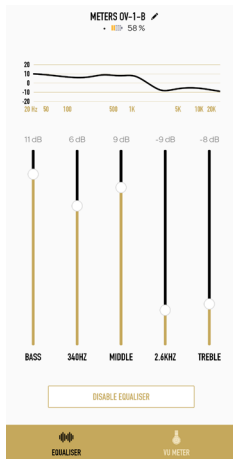
# LEFT EAR CON-



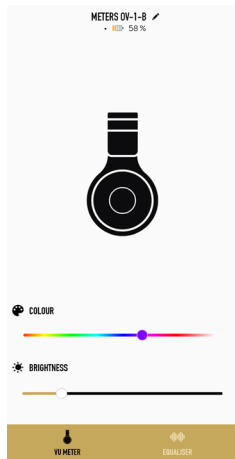
# METERS CONNECT



CONNECT



TUNE



STYLE



# METERS MUSIC

*Ashdon  
Engineering*

[www.metersmusic.com](http://www.metersmusic.com)

The Bluetooth® word mark and logos are registered trademarks owned by the Bluetooth SIG, Inc. and any use of such marks by Meters Music Ltd. is under license. Other trademarks and trade names are those of their respective owners.  
Qualcomm is a trademark of Qualcomm Incorporated, registered in the United States and other countries, used with permission. aptX is a trademark of Qualcomm Technologies International, Ltd., registered in the United States and other countries, used with permission.