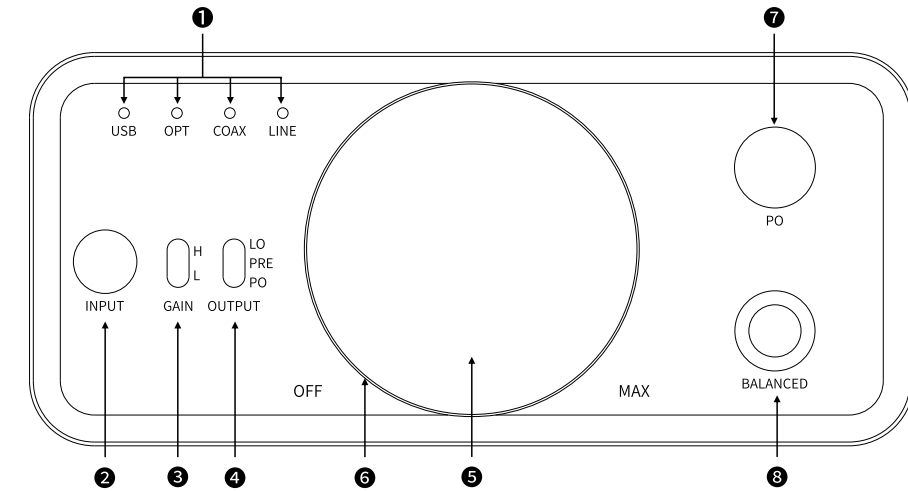
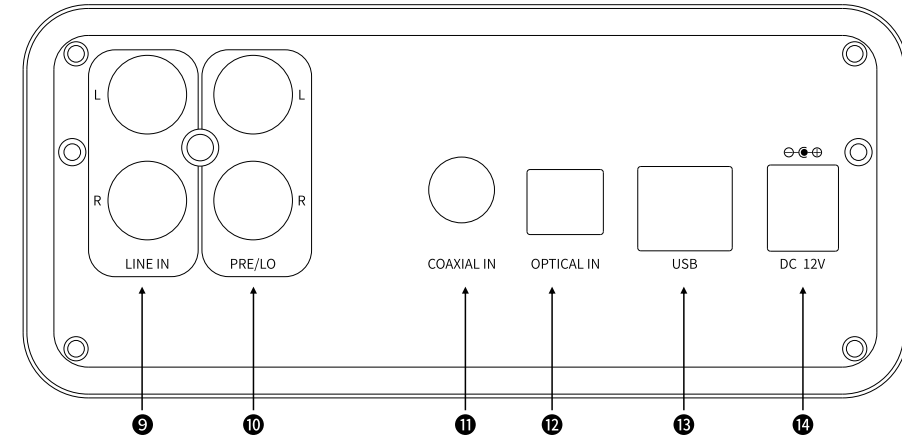


Buttons and Ports Labeled



- 1 Input indicator light
- 2 Input selection button
- 3 Gain switch
- 4 Output selection switch
- 5 Power switch/Volume knob
- 6 RGB indicator light
- 7 6.35mm headphone output
- 8 4.4mm balanced headphone output



- 9 Single-ended line-in
- 10 Single-ended line-out
- 11 Coaxial input
- 12 Optical input
- 13 USB input
- 14 Power input

Operation Explained

1. Turn on/off

Turn the "Power/Volume" knob until a click sound is heard to turn on the device; keep turning clockwise to increase the volume. Turn anticlockwise to decrease the volume; turn anticlockwise until a click sound is heard to turn off the device.

2. RGB indicator light

*The RGB light in ON state means the device is on while in OFF state means the device is off.

*Different RGB light colors stand for different sampling rates and working states. For more details, please visit our website at <https://www.fii.com/>.

3. Output selection switch

LO : rear panel line-out, fixed volume
 PRE : rear panel line-out, adjustable volume
 PO : front panel headphone out, adjustable volume

OUTPUT

Notes and Precautions

★In case of system errors, please try to either turn the K7 off and on, or unplug and plug in the power cable to restore it to a normal state.

★Please adjust the volume (adjustable volume at line out) to a suitable level before wearing headphones so as to protect your hearing.

★Please do not wear headphones when plugging in or unplugging the headphones in case there may be a sudden impulse noise damaging your hearing.

★Please do not repair or disassemble the product on your own and please keep it away from water.

★You may be unable to hear the sounds around you when wearing headphones. For your safety, it is not recommended to use headphones in dangerous environments.

List of Items Included in the Package (Please check if all the items are included)

- K7
- Power cable
- Power adapter
- USB cable
- Headphone jack adapter
- Quick start guide
- Warranty card

To Learn More

For related video instructions of the K7 and FAQ (Frequently Asked Questions), please scan the QR code below.

To learn more about the product, please visit our website: www.fii.com.




K7 FAQ



fii.com

WEEE Directive & Product Disposal

 At the end of its serviceable life, this product should not be handed as household or general waste. It should be handed over to the applicable collection point for the recycling of electrical and electronic equipment, or returned to the supplier for disposal.

Internal/Supplied Batteries:

This symbol on the battery indicates that the battery is to be collected separately. This battery is designed for separate collection at an appropriate collection point.

FCC NOTICE:

This equipment has been tested and found to comply with the limits for a Class B digital device, pursuant to Part 15 of the FCC Rules. These limits are designed to provide reasonable protection against harmful interference in a residential installation. This equipment generates, uses and can radiate radio frequency energy and, if not installed and used in accordance with the instructions, may cause harmful interference to radio communications. However, there is no guarantee that interference will not occur in a particular installation. If this equipment does cause harmful interference to radio or television reception, which can be determined by turning the equipment off and on, the user is encouraged to try to correct the interference by one or more of the following measures:

- Reorient or relocate the receiving antenna.
- Increase the separation between the equipment and receiver.
- Connect the equipment into an outlet on a circuit different from that to which the receiver is connected.
- Consult the dealer or an experienced radio/TV technician for help.

The equipment complies with FCC radiation exposure limits set forth for an uncontrolled environment. The equipment should be installed and operated with minimum distance 20 cm between the radiator & your body.

Hereby, Guangzhou FiiO Electronics Technology Co., Ltd declares that this device is in compliance with Directive 2014/30/EU. The full text of the EU declaration of conformity is available at: www.fii.com/doc

