


■ SILMIC series Silk fiber using audio purpose capacitor

- ELNA developed new raw material for the separate paper which use a silk fibers. Therefore, this capacitor can give you high grade sound for your audio design.
- Due to the silk fiber's pliability, the capacitor makes a dream of the high quality sound.

For examples ;

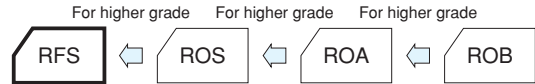
- To relieve the music's vibration energy.
- To decrease the peak feeling sound at high compass and rough quality sound at middle compass.
- To increase massive sound at low compass.
- For bipolar capacitors, consult with us.



Miniature High Grade Capacitors for Audio(SILMIC II)

GREEN CAP For audio

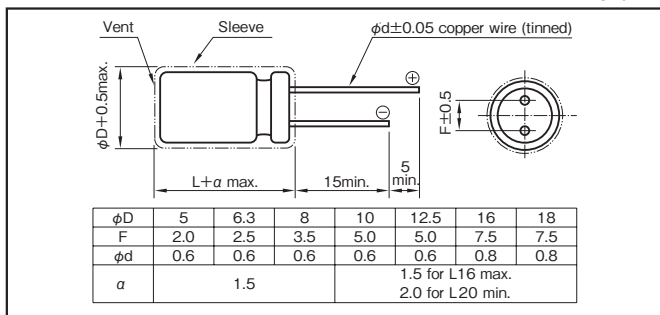
- All lead wires oxygen-free copper for extremely low distortion. (Third high frequency distortion 10kHz,0.1A,-120dB or less)
- "SILMIC II" mark on sleeve.



Specifications

Item	Performance								
Category temperature range (°C)	-40 to +85								
Tolerance at rated capacitance (%)	±20 (20°C,120Hz)								
Leakage current (µA)	Less than 0.01CV or 3 whichever is larger (after 5 minutes) C : Rated capacitance (µF) ; V : Rated voltage (V) (20°C)								
Tangent of loss angle (tanδ)	Rated voltage (V)	6.3	10	16	25	35	50	63	100
	tanδ (max.)	0.20	0.17	0.13	0.10	0.10	0.08	0.08	0.08
0.02 is added to every 1000µF increase over 1000µF (20°C,120Hz)									
Endurance (85°C) (Applied ripple current)	Test time	1000 hours (with the polarity inverted every 250 hours)							
	Leakage current	The initial specified value or less							
	Percentage of capacitance change	Within ±20% of initial value							
	Tangent of the loss angle	150% or less of the initial specified value							
Shelf life (85°C)	Test time : 1000 hours. Other have same as endurance. Voltage application treatment								
Applicable standards	JIS C5101-1, -4 1998 (IEC 60384-1 1992, -4 1985)								

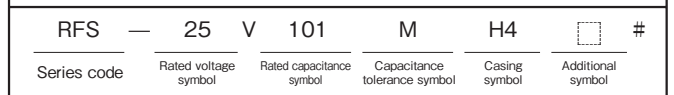
Outline Drawing



Coefficient of Frequency for Rated Ripple Current

Rated voltage (V)	Frequency (Hz)	CV (µF×WV)				
		50·60	120	1k	10k	100k
6.3 to 16	All CV value	0.8	1	1.1	1.2	1.2
	≤1000	0.8	1	1.5	1.7	1.7
25 to 35	1000<	0.8	1	1.2	1.3	1.3
	≤1000	0.8	1	1.6	1.9	1.9
50 to 100	1000<	0.8	1	1.2	1.3	1.3
	≤1000	0.8	1	1.2	1.3	1.3

Part numbering system (example : 25V100µF)



Case symbol

Case φD×L (mm)	Casing Symbol	Case φD×L (mm)	Casing Symbol	Case φD×L (mm)	Casing Symbol	Case φD×L (mm)	Casing Symbol
5×11	E3	10×12.5	H3	12.5×20	I5	16×31.5	J7
6.3×11	F3	10×16	H4	12.5×25	I6	16×35.5	J8
8×11.5	G3	10×20	H5	16×25	J6	18×35.5	K8
						18×40	K9

Standard Ratings

Rated capacitance (µF)	6.3		10		16		25		35		50		63		100	
	Case φD×L (mm)	Rated ripple current mA Arms	Case φD×L (mm)	Rated ripple current mA Arms	Case φD×L (mm)	Rated ripple current mA Arms	Case φD×L (mm)	Rated ripple current mA Arms	Case φD×L (mm)	Rated ripple current mA Arms	Case φD×L (mm)	Rated ripple current mA Arms	Case φD×L (mm)	Rated ripple current mA Arms	Case φD×L (mm)	Rated ripple current mA Arms
0.47	—	—	—	—	—	—	—	—	—	—	5×11 9	—	—	5×11	10	
1	—	—	—	—	—	—	—	—	—	—	6.3×11 12	—	—	5×11	20	
											5×11 14					6.3×11 18
2.2	—	—	—	—	—	—	—	—	—	—	5×11 20	5×11 22	—	5×11 25	6.3×11 30	
											6.3×11 23					
3.3	—	—	—	—	—	—	—	—	—	—	5×11 25	5×11 30	5×11 30	8×11.5 40	—	
											6.3×11 30					
4.7	—	—	—	—	—	—	5×11 25	5×11 30	5×11 35	5×11 35	5×11 35	5×11 35	5×11 35	10×12.5 60	—	
											6.3×11 40					
10	—	—	—	—	5×11 35	5×11 35	5×11 35	5×11 35	5×11 35	5×11 35	8×11.5 75	8×11.5 75	8×11.5 75	10×16 95	—	
											6.3×11 60					
22	—	—	5×11 50	5×11 55	5×11 55	5×11 60	6.3×11 80	8×11.5 95	10×12.5 130	10×16 140	10×12.5 130	10×16 140	10×16 140	10×20 155	—	
											6.3×11 70					
33	5×11 55	5×11 55	5×11 65	5×11 70	5×11 70	6.3×11 90	8×11.5 120	10×12.5 140	10×16 175	10×20 190	10×16 175	10×20 190	12.5×20 220	—	—	
											6.3×11 80					
47	5×11 65	5×11 65	5×11 75	5×11 75	5×11 75	6.3×11 85	8×11.5 125	8×11.5 140	10×12.5 170	10×16 210	10×16 210	10×20 225	12.5×25 285	16×25 485	—	
											6.3×11 80					
100	8×11.5 135	8×11.5 145	10×12.5 215	10×16 270	10×20 385	12.5×20 505	12.5×25 550	16×25 720	16×31.5 785	18×40 930	—	—	—	—	—	
220	10×12.5 240	10×16 260	10×20 350	12.5×20 545	12.5×25 675	16×25 785	16×31.5 965	16×35.5 1010	—	—	—	—	—	—	—	
330	10×16 290	10×20 350	12.5×20 545	12.5×25 710	16×25 940	16×31.5 1030	16×35.5 1210	18×35.5 1295	—	—	—	—	—	—	—	
470	10×20 390	12.5×20 455	12.5×25 710	16×25 940	16×31.5 1030	16×35.5 1210	18×35.5 1295	—	—	—	—	—	—	—	—	
1000	12.5×20 710	16×25 835	16×31.5 1315	16×35.5 1575	18×35.5 1690	18×40 1985	—	—	—	—	—	—	—	—	—	
2200	—	—	16×35.5 1500	18×40 2150	—	—	—	—	—	—	—	—	—	—	—	
3300	—	—	18×40 1980	—	—	—	—	—	—	—	—	—	—	—	—	

(Note) Rated ripple current : 85°C, 120Hz

NOTE

Design, Specifications are subject to change without notice.