



EL-31SY

3 in, 1 out

v1.3 HDMI Switcher

OPERATION MANUAL





Table of Contents

1.	Introduction	1
2.	Features	1
3.	Package Contents	1
4.	Operation Controls and Functions	2
4.1	Front Panel Diagram	2
4.2	Rear Panel Diagram	3
5.	Remote Control	3
6.	Connection Diagram	4
7.	Specification	5





1. Introduction

The EL-31SY is a high performance HDMI switcher with IR control.

It allows you to connect up to three hdmi sources to a single hdmi input on a HDTV.

A simple remote control selects your required HDMI source for display on the HDTV.

2. Features

- v1.3 HDMI, HDCP 1.1 and DVI 1.0 compliant.
- Supports 'Deep Colour' (10/12/16 bit)
- Supports High Definition audio - LPCM 7.1CH, Dolby TrueHD, Dolby Digital Plus and DTS-HD master audio.
- Auto Signal Enhancement feature can improve signal quality after long distance transmission.
- LED indicators.
- Ideal for home theatre integration.
- Supports high resolution input:
- PC: VGA, SVGA, XGA, SXGA, UXGA (1600 x 1200) & WUXGA (1920 x 1200).
- HDTV: 480i, 480p, 576i, 576p, 720p, 1080i,1080p and 1080p24fps
- Infra red control via supplied remote.
- Easy to install and simple to operate.

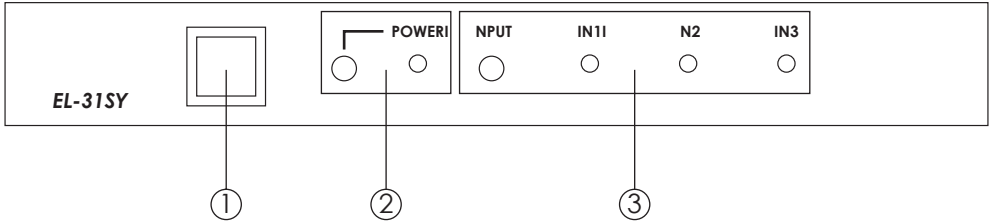
3. Package Contents

- EL-31SY
- 5V DC power supply adaptor.
- Operation Manual.



4. Operation Controls and Functions

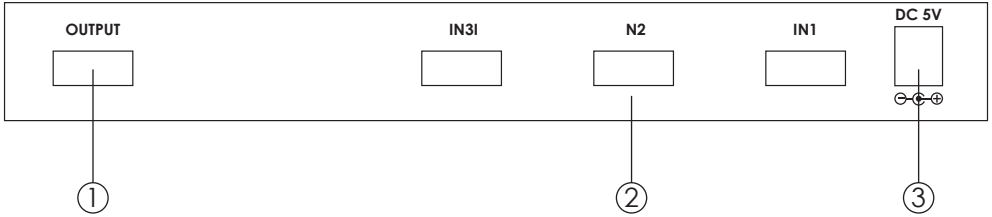
4.1 Front Panel



1. Remote control sensor.
2. Power LED Indicator/ Power Button: The LED will illuminate when the power is turned on. Press the power button to switch the unit On/Off.
3. Input select Button/Indicators: Press the “INPUT” button repeatedly to cycle through the inputs to your required input source. The relevant LED will illuminate to indicate which input source has been selected.

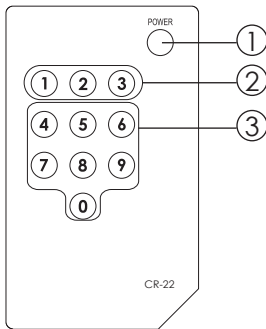


4.2 Rear Panel



1. HDMI output: Connect the HDMI output of the unit to the HDMI input of your display using a HDMI cable.
2. HDMI inputs: Connect your various HDMI sources to the 3 HDMI inputs using HDMI cables.
3. Power: Plug the 5VDC power supply into the unit and connect the adaptor to an AC wall outlet.

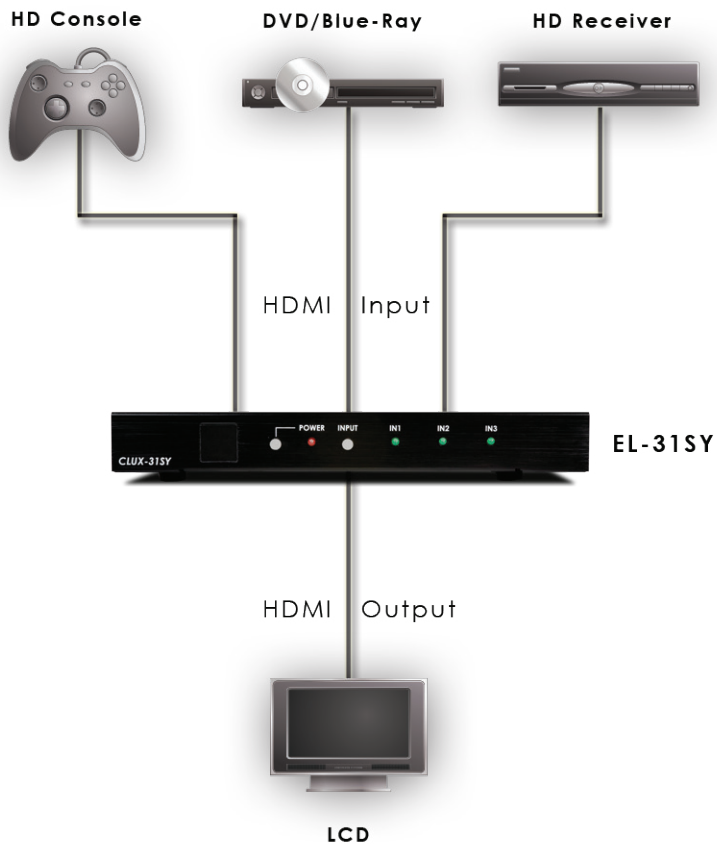
5. Remote Control



1. Power: Press to turn the unit On/Off
2. Direct input selector: Press 1, 2, or 3 to select the required input source.
3. These buttons have no function for this model.



6. Connection Diagram





7. Specifications

Input Ports	3 x HDMI female ports
HDCP Version	v1.1
Output Port	1 x HDMI female port
HDMI Specification	v1.3
Frequency bandwidth	2.25Gbps
Power Supply	5VDC/2.6A (US/EU standards, CE/FCC/UL Certified)
Dimensions (mm)	200 (W) x 104 (D) x 25(H)
Chassis Colour	Black
Chassis Material	Aluminium
Operating Temperature	Operating from 0 °C ~ 48 °C
Gross Weight (g)	900
Net. Weight (g)	600



www.cypeurope.com