


5M30

MiD
FREQUENCY



This 5" loudspeaker is designed for mid-range coverage in studio or domestic systems. This model has a wide, smooth response, and good efficiency.

Modelo de medias frecuencias de 5" que proporciona una respuesta en frecuencia muy amplia y regular gracias a la incorporación de un casquillo de cobre sobre la pieza polar central y tratamiento sobre todo el cono garantizando una gran neutralidad en la reproducción.

SPECIFICATIONS

Nominal diameter	125 mm. 5 in.
Rated impedance	8 ohms.
Power capacity*	50 w RMS
Program Power	100 Watts
Sensitivity	91 dB 2.83v @ 1m @ 2π
Frequency range	60-12000 Hz
Voice coil diameter	25.8 mm. 1 in.
Magnetic assembly weight	0.9 kg. 2 lb.
BL factor	6.4 N/A
Moving mass	0.008 kg.
Air gap height	4 mm.
X damage (peak to peak)	20 mm.

MOUNTING INFORMATION

Overall dimensions	134 x 134 mm.
Bolt circle diameter	137 mm. 5.40 in.
Baffle cutout diameter:	
-Front mount	120 mm. 4.72 in.
Depth	65 mm. 2.56 in.
Volume displaced by driver	0.5 l 0.019 ft. ³
Net weight	1.09 kg. 2.40 lb.
Shipping weight	1.16 kg. 2.56 lb.

MATERIALS

Basket	Die cast aluminium
Cone	Plasticised paper
Surround	Polyurethane foam
Voice coil	Copper
Magnet	Ferrite

THIELE-SMALL PARAMETERS**

Resonant Frequency, fs	85 Hz
D.C. Voice Coil Resistance, Re	6.5 ohms.
Mechanical Quality Factor, Qms	2.72
Electrical Quality Factor, Qes	0.8
Total Quality Factor, Qts	0.61
Equivalent Air Volume to Cms, Vas	6 l
Mechanical Compliance, Cms	440 μm/N
Mechanical Resistance, Rms	1.57 kg/s
Efficiency, ho (%)	0.5
Effective Surface Area, Sd(m ²)	0.009 m ²
Maximum Displacement, Xmax	1 mm.
Displacement Volume, Vd	9 cm. ³
Voice Coil Inductance, Le @ 1kHz	0.5 mH

NOTES

*The power capacity corresponds to the RMS maximum value that can dissipate the loudspeaker when a sinus signal is applied for a period of at least two hours.
Program power is defined as the transducer's ability to handle normal music program material.

** T-S parameters are measured after an exercise period using a preconditioning power test, using a velocity-current laser transducer, and will reflect the long term parameters, once the loudspeaker has been working for a short period of time.

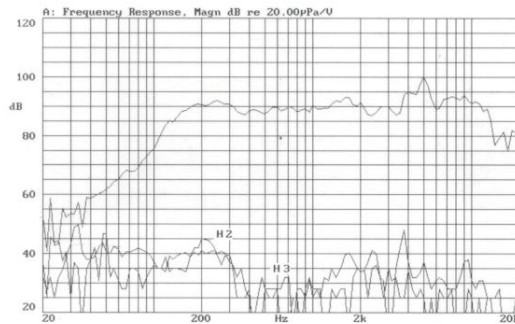
NOTAS

*La potencia admisible corresponde a la máxima potencia RMS que puede disipar el altavoz durante al menos dos horas, cuando se le aplica una señal senoidal determinada.

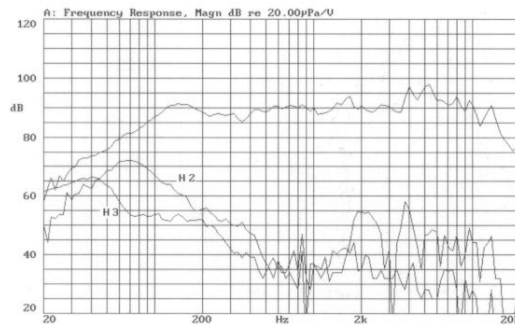
Por potencia programa se entiende la capacidad del altavoz en el manejo de señales transitorias, como sería el proporcionado por el contenido de un pasaje musical normal.

* Los parámetros T-S han sido medidos después de un periodo de fatiga y estabilización de las suspensiones, mediante transductor laser de velocidad-corriente, y son el reflejo de los parámetros a largo plazo del altavoz, una vez éste haya sido instalado y haya trabajado en un corto espacio de tiempo.

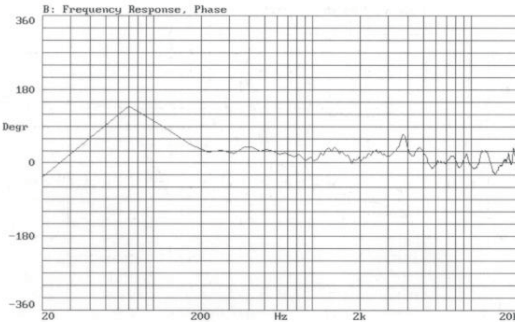
FREQUENCY RESPONSE & DISTORTION CURVES, MAGN. On axis, 1w @ 1m.
Measured with VM100 back cover



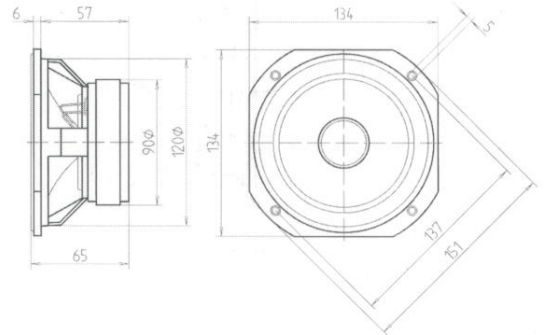
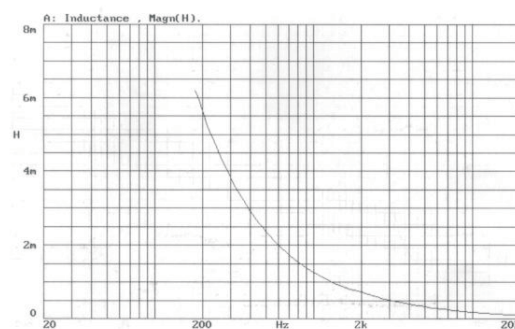
FREQUENCY RESPONSE & DISTORTION CURVES, MAGN. On axis, 1w @ 1m.



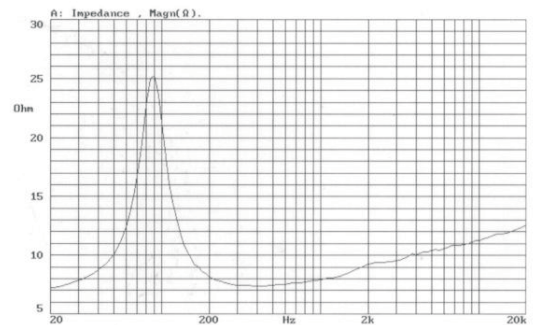
FREQUENCY RESPONSE, PHASE. On axis, 1w @ 1m.



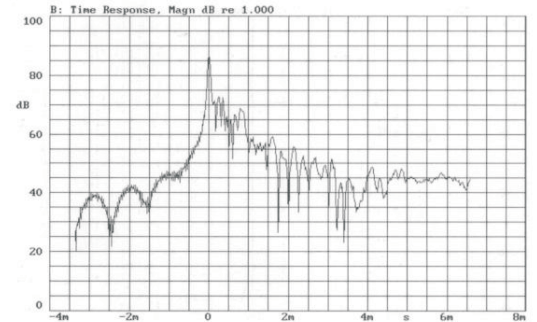
VOICE COIL INDUCTANCE CURVE



FREE AIR IMPEDANCE CURVE



TIME RESPONSE MAGN.



Re+Red (w) CURVE

