


ULTRADRIVE PRO DCX2496

24- /96



	2
	3
	3
	3
1.	5
2.	5
3.	7
4.	7
5.	18
6.	18
7.	31
8.	33
9.	34



9.

10.

11.

12.




13.

14.

15.

16.



- 1.
- 2.
- 3.
- 4.
- 5.
- 6.
- 7.

8.

BEHRINGER
MUSIC GROUP (MUSIC-GROUP.COM),

MUSIC GROUP

MUSIC GROUP

MUSIC GROUP

MUSIC GROUP IP LTD.

© 2012 MUSIC Group IP Ltd.
Trident Chambers, Wickhams Cay, P.O. Box 146,
Road Town, Tortola, British Virgin Islands

§ 1

1

MUSIC Group,

BEHRINGER behringer.com
"Where to Buy" (),
MUSIC Group.

2

MUSIC Group*

(1)

§ 4),

§ 4,

MUSIC Group

MUSIC Group

(1) ()

3

MUSIC Group.

4

§ 2

BEHRINGER
behringer.com "Support" ()

§ 3

1

"Support" behringer.com.

MUSIC Group,



Support”,
behringer.com.

“Online
“Support”

§ 7

Music Group.

Music Group

Music Group

2

Music Group.

§ 8

3

()

1

§ 4

7

MUSIC Group.

2

1

()

Music Group

8

MUSIC Group

3

(90)

9

§ 9

2

MUSIC

Group

Music Group
behringer.com.

6
Music Group

*MUSIC Group Macao Commercial Offshore Limited
Rue de Pequim No. 202-A, Macau Finance Centre 9/J,
Macao, MUSIC Group

MUSIC Group

10

3

Music Group

§ 5

« »

(

4

Music Group.

§ 6

5

MUSIC Group

Music Group

1.

1.1.4

BEHRINGER

behringer.com,

ULTRADRIVE PRO

BEHRINGER

BEHRINGER,

(<http://behringer.com>).

1.2

3.

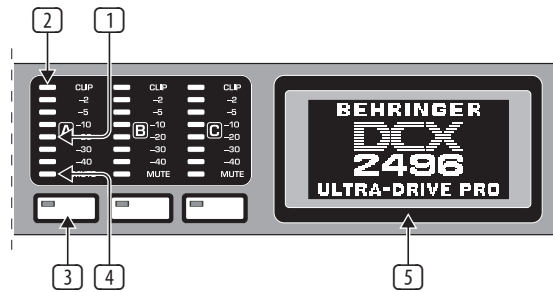
1.1

1.1.1

ULTRADRIVE PRO

2.

2.1

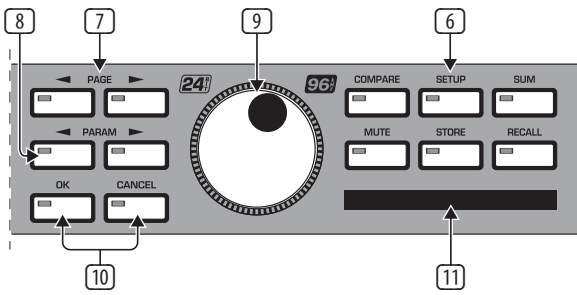


.2.1:

- 1 DCX2496 () MUTE () A-C.
- 2 CLIP,
- 3 (8) - MUTE (
- 4 (4.6).
- 5 (, MUTE). IN

14


(behringer.com).



.2.2:

- 6 COMPARE, COMPARE, COMPARE, COMPARE
- 7 PAGE
- 8 PARAM.
- 9
- 10 C OK CANCEL
- 11 PCMCIA DCX2496

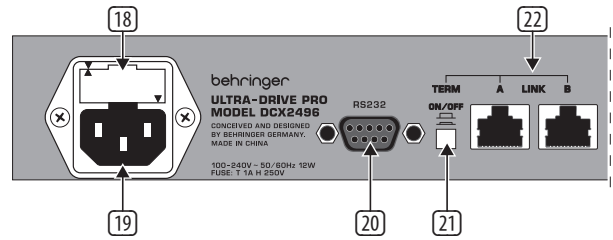
◆ "5 V ATA Flash Card" (.4 MB), 60



.2.3:

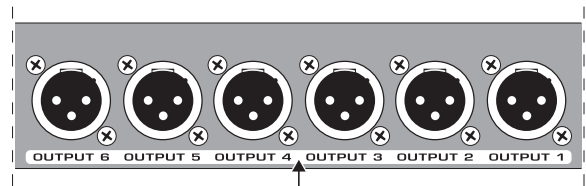
- 12 1-6 (MUTE, CLIP LIMIT),
- 13 CLIP
- 14 LIMIT
- 15 (8) - MUTE, (4.6)
- 16 1-6 (4.5), (MUTE (4.6))
- 17 POWER DCX2496

2.2



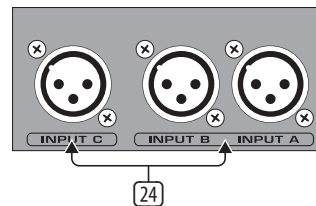
.2.4:

- 18 IEC
- 19
- 20 9 RS-232 DCX2496, ULTRADRIVE PRO behringer.com
- 21 LINK (22), ULTRADRIVE PRO TERM
- 22 LINK, (TERM. 4.2.6) LINK A B (RS-485) ULTRADRIVE PRO



.2.5:

- 23 XLR 1-6



.2.6:

- 24 XLR AB C AES/EBU. SETUP (4.2.2) AUTO ALIGN,

3.

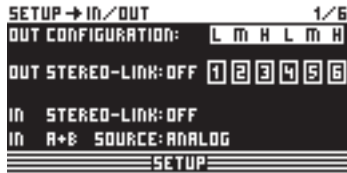
DCX2496 DCX2496

MUTE MUTE ()
DCX2496 (IN A/B/C and OUT 1-6), /
PARAM CANCEL

DCX2496 (3.1-3.6)

MUTE MUTE
4.6" MUTE".

3.1



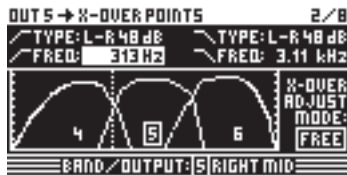
.3.1: Setup () => In/Out (/)

SETUP SETUP.
(OUT CONFIGURATION)

L, M H

4.2.1" / "

3.2



.3.2: Out () => X-Over Points ()

(OUT 1-6)

2/8 PAGE.C FREQ () TYPE ()

X-OVER ADJUST MODE "LINK",

4.5.2"

3.3

(MUTE)



.3.3: Mute () => Select ()

3.4



.3.4: Store () => Internal/Card (/)

STORE (INT), (CARD).
STORE STORE".
4.8"

3.5



.3.5: Recall () => Internal/Card (/)

RECALL INT CARD,
4.5.7" RECALL".

3.6

ULTRADRIVE PRO, PAGE .DCX2496
(OK) (CANCEL)

4.

DCX2496

4.1

ULTRADRIVE PRO DCX2496,

(SETUP, MUTE . .)

PAGE PARAM

CANCEL

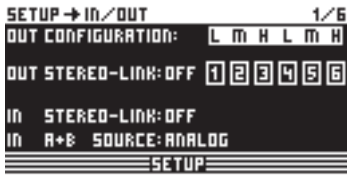
(, SETUP ⇒ IN/OUT).
(, 1/6 = 1 6).

(, SETUP). IN A-C
(IN A, OUT 3 . .).
(, SUBWOOFER, RIGHT MID . .).

4.2 SETUP

SETUP
ULTRADRIVE PRO. SETUP

4.2.1 IN/OUT



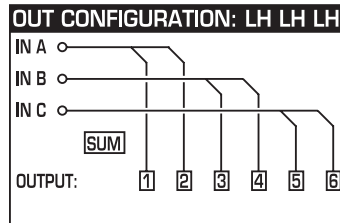
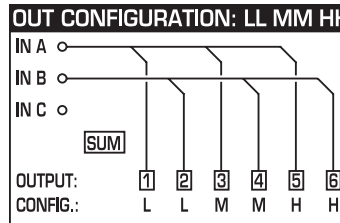
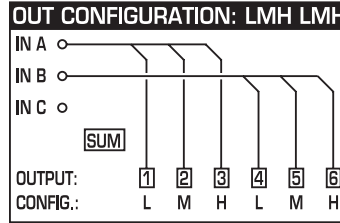
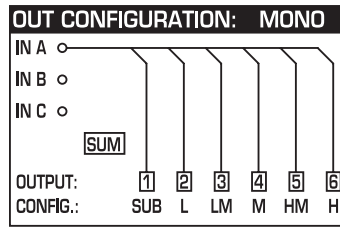
.4.1: Setup () ⇒ In/Out (/)

OUT CONFIGURATION
MONO

A. STEREO

(L, M H

3- LMHLMH 1,2 3,
4,5 6. 3- LMMHH
1,3 5, 2,4 6. 2- LHLHLH
3 4, 5 6. 3- 2-
(6.3).



.4.2:

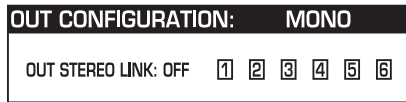


.4.3: Setup () ⇒ In/Out (/)

OUT STEREO-LINK

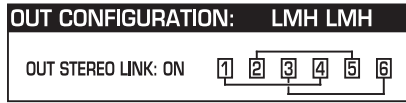
(ON),

()
1. MONO ()



. 4.4: MONO

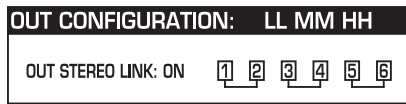
2. L(1) M(2) H(3) L(4) M(5) H(6)



. 4.5: LMHLMH

Link (): L(1) > L(4) / M(2) > M(5) / H(3) > H(6)

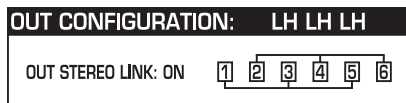
3. L(1) L(2) M(3) M(4) H(5) H(6)



. 4.6: LLMMHH

Link (): L(1) > L(2) / M(3) > M(4) / H(5) > H(6)

4. L(1) H(2) L(3) H(4) L(5) H(6)



. 4.7: LHLHLH

Link (): L(1) > L(3) > L(5) / H(2) > H(4) > H(6)



. 4.8: Setup () => In/Out (/)

LONG DELAY (4.22 4.5.5)

SHORT DELAY (4.22 4.5.5)

OUT Stereo Link

MONO

	MONO 123456	LINK
OUT Stereo Link	OFF	
SHORT Delay Link ()	1 → 2 → 3 → 4 → 5 → 6 Sb → L → LM → M → HM → H	"OUT STEREO-LINK" 1/6 SETUP
LONG Delay Link ()	1 → 2 → 3 → 4 → 5 → 6 Sb → L → LM → M → HM → H	"LINK" 8/8 OUT

	LMH LMH 123 456	
OUT Stereo Link	1 → 4 2 → 5 3 → 6 L → L M → M H → H	"OUT STEREO-LINK" 1/6 SETUP
SHORT Delay Link ()	1 → 4 2 → 5 3 → 6 L → L M → M H → H	"OUT STEREO-LINK" 1/6 SETUP
LONG Delay Link ()	1 → 2 → 3 4 → 5 → 6 L → M → H L → M → H	"LINK" 8/8 OUT

	LL MM HH 12 34 56	
OUT Stereo Link	1 → 2 3 → 4 5 → 6 L → L M → M H → H	"OUT STEREO-LINK" 1/6 SETUP
SHORT Delay Link ()	1 → 2 3 → 4 5 → 6 L → L M → M H → H	"OUT STEREO-LINK" 1/6 SETUP
LONG Delay Link ()	1 → 2 → 3 4 5 → 6 L → L M → M H → H	"LINK" 8/8 OUT

	LH LH LH 12 34 56	
OUT Stereo Link	1 → 3 → 5 2 → 4 → 6 L → L → L H → H → H	"OUT STEREO-LINK" 1/6 SETUP
SHORT Delay Link ()	1 → 3 → 5 2 → 4 → 6 L → L → L H → H → H	"OUT STEREO-LINK" 1/6 SETUP
LONG Delay Link ()	1 → 2 3 → 4 5 → 6 L → H → L H → L → H	"LINK" 8/8 OUT

4.1:



. 4.9: Setup () => In/Out (/)

IN STEREO LINK.



. 4.10: Setup () => In/Out (/)

()
()

AUTO-ALIGN

()

	OFF	A + B	A + B + C	A + B + C + SUM
	()	B	B+C	B+C+SUM

4.2: In Stereo Link ()

IN STEREO

LINK DELAY (4.32)

IN A+B SOURCE

: ANALOG

() AES/EBU ()

ADJUST NOISE LEVEL ()

.DCX2496

4.2.2 DLY-CORR./AUTO-ALIGN



. 4.11: Setup () ⇒ Dly-Corr./Auto-Align

DELAY CORRECTION

() SETUP
DCX2496

-20°C 50°C

DELAY CORRECTION

AUTO ALIGN ()

(SHORT DELAY).

(LONG DELAY).

AUTO ALIGN

POLARITIES ()

SHORT DELAY, LONG DELAY POLARITIES

(YES),

(NO),



. 4.12: Setup () ⇒ Dly-Corr./Auto-Align

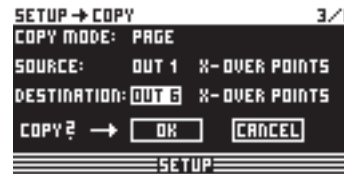


. 4.13: Setup () ⇒ Dly-Corr./Auto-Align



. 4.14: Setup () ⇒ Dly-Corr./Auto-Align

4.2.3 COPY



. 4.15: Setup () ⇒ Copy ()

COPY MODE

(PAGE)

PAGE,

(WHOLE CHANNEL), C

PARAM

(SOURCE)

(SOURCE PAGE),

DESTINATION ()

(DESTINATION PAGE),

(DESTINATION CHANNEL),

(IN A-C, OUT 1-6 SUM).



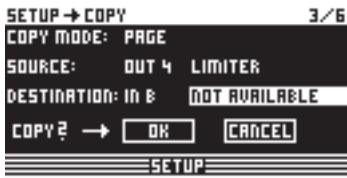
. 4.16: Setup () ⇒ Copy ()

OK CANCEL

(ON).

(SOURCE PAGE),

DESTINATION PAGE NOT AVAILABLE ().



.4.17: Setup () => Copy ()

WHOLE CHANNEL,
(SOURCE-CHANNEL),
(DESTINATION),
PAGE.



.4.21: Setup () => Page Lock ()

SELECT PAGES (),
IN/OUT/SUM/SETUP

ALL PAGES.
ALL PAGES CANCEL

(4.24)

CANCEL



.4.18: Setup () => Copy ()

4.2.4 PAGE LOCK

PAGE LOCK (4/6)



.4.19: Setup () => Page Lock ()

"PAGE LOCK: ON"
ON OFF.

PAGE LOCK

PAGE LOCK

4.2.5 GLOBAL LOCK



.4.20: Setup () => Page Lock ()



.4.22: Setup () => Global Lock ()

SETUP

GLOBAL LOCK,

PAGE LOCK.



.4.23: Setup () ⇒ Global Lock ()

◆ PAGE LOCK GLOBAL LOCK (RECALL) (STORE)

PAGE LOCK,

PAGE LOCK.

GLOBAL LOCK, PAGE LOCK (UNLOCK ALL).

4.2.6



.4.24: Setup () ⇒ Miscellaneous ()

DCX2496 (, VERSION: 1.0).

(CONTRAST)

(DEVICE ID) DCX2496,

RS-485 (LINK A B).

LINK (RS-485),

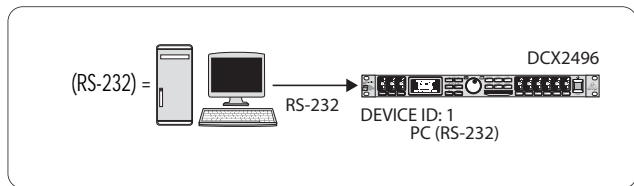
RS-232.

PORT

1. (RS-232)



.4.25: Setup () ⇒ Miscellaneous ()



.4.26: (RS-232)

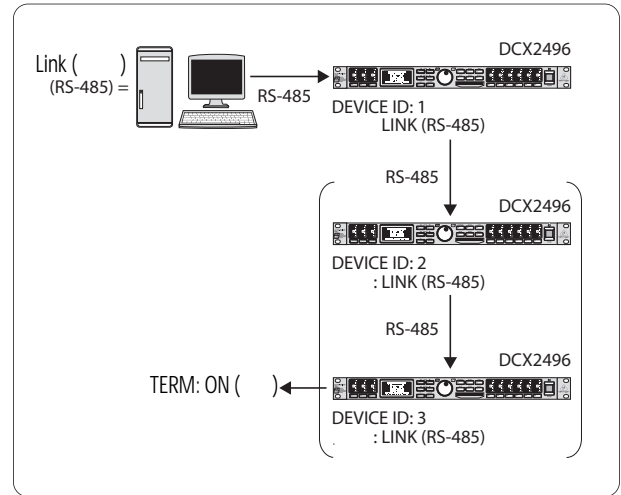
DCX2496

RS-232.

2. LINK (RS-485)



.4.27: Setup () ⇒ Miscellaneous ()



.4.28: RS-485

ULTRADRIVE PRO

LINK A

RS-485.

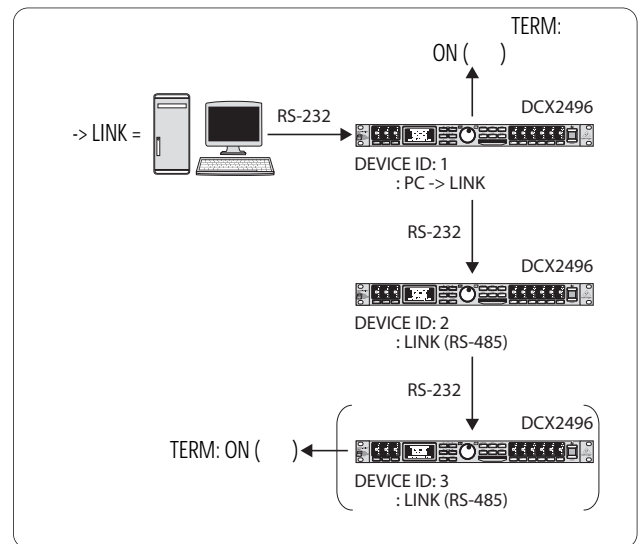
(TERM,)

RS-232

3. -> LINK



.4.29: Setup () ⇒ Miscellaneous ()



.4.30: PC -> LINK mode

ULTRADRIVE PRO LINK A RS-232. TERM, LINK. DISTANCE() TIME()

INA, B C

DELAY(ON) DISTANCE/TIME.

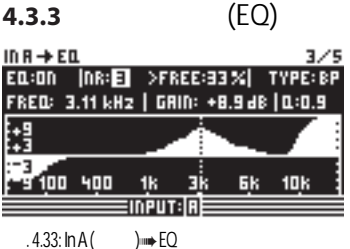
INA(B/C) NAME

(ON) LINK, TERM

PC (RS-232) LINK

DELAY UNIT

m/mm/C° ft/in/F°



(MUTE OUTS WHEN POWER ON)

(YES), ULTRADRIVE PRO EQ (ON) (OFF) NR

RECALL (4.7). RECALL (,>FREE: 33%).

MUTE OUTS WHEN POWER ON (NO), TYPE() (LP low-pass), (HP high-pass) (BP band-pass).

4.3 IN A/B/C

4.3.1 (GAIN)

INA, INB INC INPUT (GAIN).

-15 +15

Q

FREQ()

20 -20

GAIN /

-15 +15

GAIN 0

0

(OUTPUT CONFIG).

SUM(4.4).

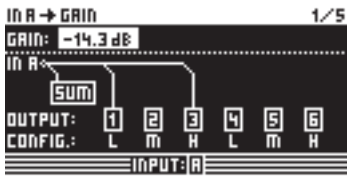
1/6

SETUP. (SUM) (SUM, OUT).

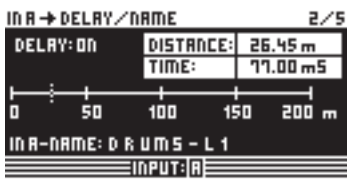
Q

0.1 10.

Q



4.3.2 (Delay)/ (Name)



4.3.4

(FILTER)

(DYNAMIC EQ)

-FILTER DYNAMIC.

THRESHOLD(),

RATIO().

GAIN

RATIO.

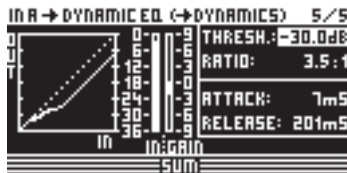


.4.34: In A ⇒ Dynamic EQ (⇐Filter)

DYNAMIC EQ (FILTER)

4.3.5

(DYNAMIC)



.4.35: In A ⇒ Dynamic EQ (⇐Dynamics)

THRESHOLD

(GAIN < 0)

DYNAMIC EQ (FILTER),

(GAIN > 0),

RATIO

RATIO

1.1:1(

/)

ATTACK()

1 200

RELEASE

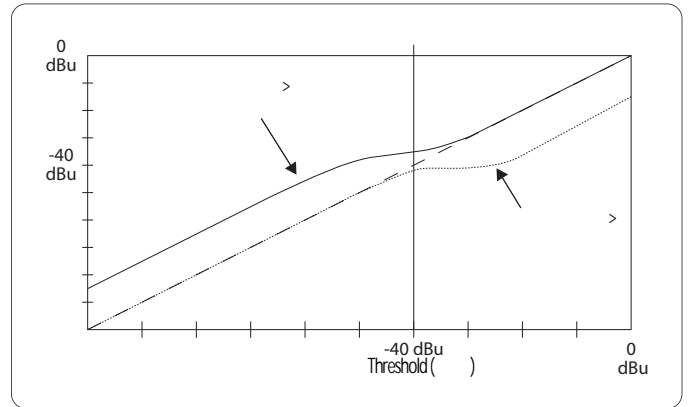
GAIN).

20 4000

TYPE	BP
FREQ	1.00 kHz
GAIN	+15 dB > 0 dB > -15 dB >
Q	0.1
THRESHOLD	-40 dB
RATIO	∞:1

4.3:

(.4.36)



.4.36:

4.4

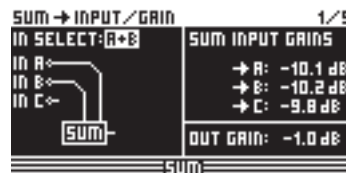
SUM

A-C ULTRADRIVE PRO DCX2496

SUM

4.4.1

INPUT/GAIN



.4.37: Sum () ⇒ Input/Gain

IN SELECT

SUM.

: INA+INB,

INA+INC INB+INC.

SUM

(INA, INB INC),

IN SELECT OFF.

SUM

SUM INPUT Gains(

SUM),

A.C.

SUM INPUT GAINS

-15 +15

OUT GAIN

1-6.

-15 +15

5/5 IN A/B/C(4.3.2 4.3.5)! 2/5- SUM TYPE () ()

4.5 OUT 1-6

OUT1-6 OUTPUT

EQ DYNAMIC EQ.

4.5.1 GENERAL ()



.4.38: Out 5 (5) ⇒ General

INPUT SOURCE

SUM. SETUP STEREO-LINK(4.2.1 IN/OUT), LEFT CHANNEL, B

CHANNEL

OUT 1(-6) GAIN

(pre-EQ, pre-DYNAMIC EQ).

+15

-15

-OUT 1-6-NAME,

DCX2496,

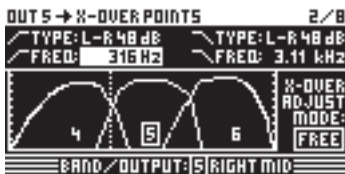
(, LEFT LOW-MID, RIGHT HI-MID, SUBWOOFER .). (, LMHLMH)

Output-configuration	OUT 1	OUT 2	OUT 3	OUT 4	OUT 5	OUT 6
LMHL MH	Left Low	Left Mid	Left Hi	Right Low	Right Mid	Right Hi
LLMMHH	Left Low	Right Low	Left Mid	Right Mid	Left Hi	Right Hi
LHLHLH	Left Low	Left Hi	Center Low	Center Hi	Right Low	Right Hi
MONO	Sub-woofer	Low	Low-Mid	Mid	Hi-Mid	Hi

4.4:

4.5.2 X-OVER POINTS ()

OUT 1-6



.4.39: Out 5 ⇒ X-Over Points ()

TYPE () ()

1. Butterworth(6, 12, 18, 24 48 / .)
2. Bessel(12 24 / .)
3. Linkwitz-Riley(12, 24 48 / .)



(3/6 EQ, >FREE<). 12 1-2

FREQ

() ()

X-OVER ADJUST MODE

"FREE",

TYPE

FREQ

"LINK",

1 LMHLMH,

2

3/8 5/8 (EQ, DYNAMIC EQ (FILTER) DYNAMIC EQ (DYNAMICS)) 3/5 5/5 IN.

4.5.3 LIMITER ()

ULTRADRIVE PRO



.4.40: Out 5 (5) ⇒ Limiter ()

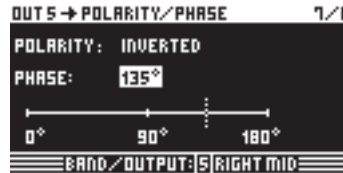
LIMITER (ON) (OFF).

THRESHOLD (DYNAMIC EQ)

(-24 0). RELEASE

(20 4000).

4.5.4 POLARITY/PHASE (/)



.4.41: Out 5 ⇒ Polarity/Phase



POLARITY (INVERTED) (NORMAL)

PHASE

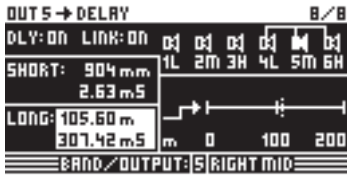
0° 180°

MUTE

MUTE

MUTE

4.5.5 DELAY ()



.4.42: Out 5 → Delay

DELAY

LINK

LONG DELAY

SHORT DELAY

LINK

OUT STEREO LINK

SETUP (1/6)

SHORT LONG

SHORT DELAY 0 4000 (=0.00 11.64) LONG DELAY 0 200 (=0.00 582.24)

LINK

LONG DELAY

(L>M>H) (, LMHLMH)

LINK

DELAY LONG DELAY

LINK

DELAY

4.6 MUTE ()



.4.43: Mute () → Select ()

MUTE ALL OUTS MUTE ALL INS (OK)

(CANCEL)

(, OUT 2, INA, SUM, . .).

4.7 RECALL ()

80- PCMCIA PCMCIA

PCMCIA

PC

ULTRADRIVE DCX2496

PCMCIA

RECALL

(4.8)



.4.44: Recall () → Internal/Card (/)

CURRENT NR

"EDITED"



.4.45: Recall () → Internal/Card (/)

RECALL STORE (4.8)

RECALL NR

(IN CARD) NUMBER ()

(1-60)

OK

(RECALL)

()

4.8 STORE ()

"5 V ATA Flash Card"

60

(Data dump)

RS-232

(LINK RS-485)

4.8.1 INTERNAL/CARD (/)



.4.46: Store () => Internal/Card (/) STORE TO

INTERNAL CARD.

PCMCIA.

(NAME)

OK

CANCEL



.4.47: Store () => Internal/Card (/)

(4.8.4),

PRESET LOCK



.4.48: Store () => Internal/Card (/)

AUTO-STORE () DCX2496

4.8.2 DELETE/FORMAT (/)



.4.49: Store => Delete/Format

BANK (CARD INT), OK,

DELETE



.4.50: Store => Delete/Format OK



.4.51: Store => Delete/Format

DELETE (CARD),

FORMAT CARD,

PUSH OK TO DELETE (OK) PUSH OK TO FORMAT (OK)



.4.52: Store => Delete/Format

OK,



.4.53: Store => Delete/Format

OK.

Enter

4.8.3 COPY ()

STORE (INT)



.4.54: Store => Copy ()

SOURCE

(SOURCE BANK), DESTINATION

(SOURCE PRESET)

DESTINATION PRESET (

(LOCKED/UNLOCKED)



.4.55: Store → Copy ()



OK, DESTINATION PRESET

STORE (PRESET-LOCK).

DESTINATION PRESETS,



.4.56: Store → Copy ()

ALL PRESETS SOURCE DESTINATION PRESET.

OK,

DESTINATION PRESETS



.4.57: Store → Copy ()

OK

CANCEL



4.8.4 PRESET-LOCK ()



.4.58: Store →

STORE

.C

SELECT

(INT CARD),

ALL PRESETS

OK

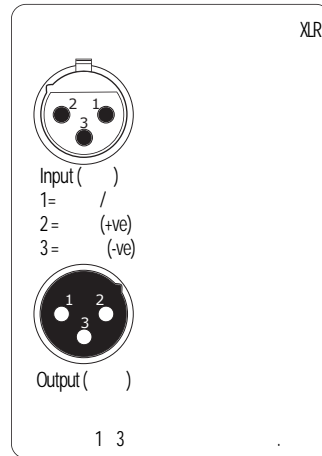
CANCEL

DESTINATION PRESET,

5.

BEHRINGER ULTRADRIVE PRO DCX2496

(6).



.5.1:

XLR

6.

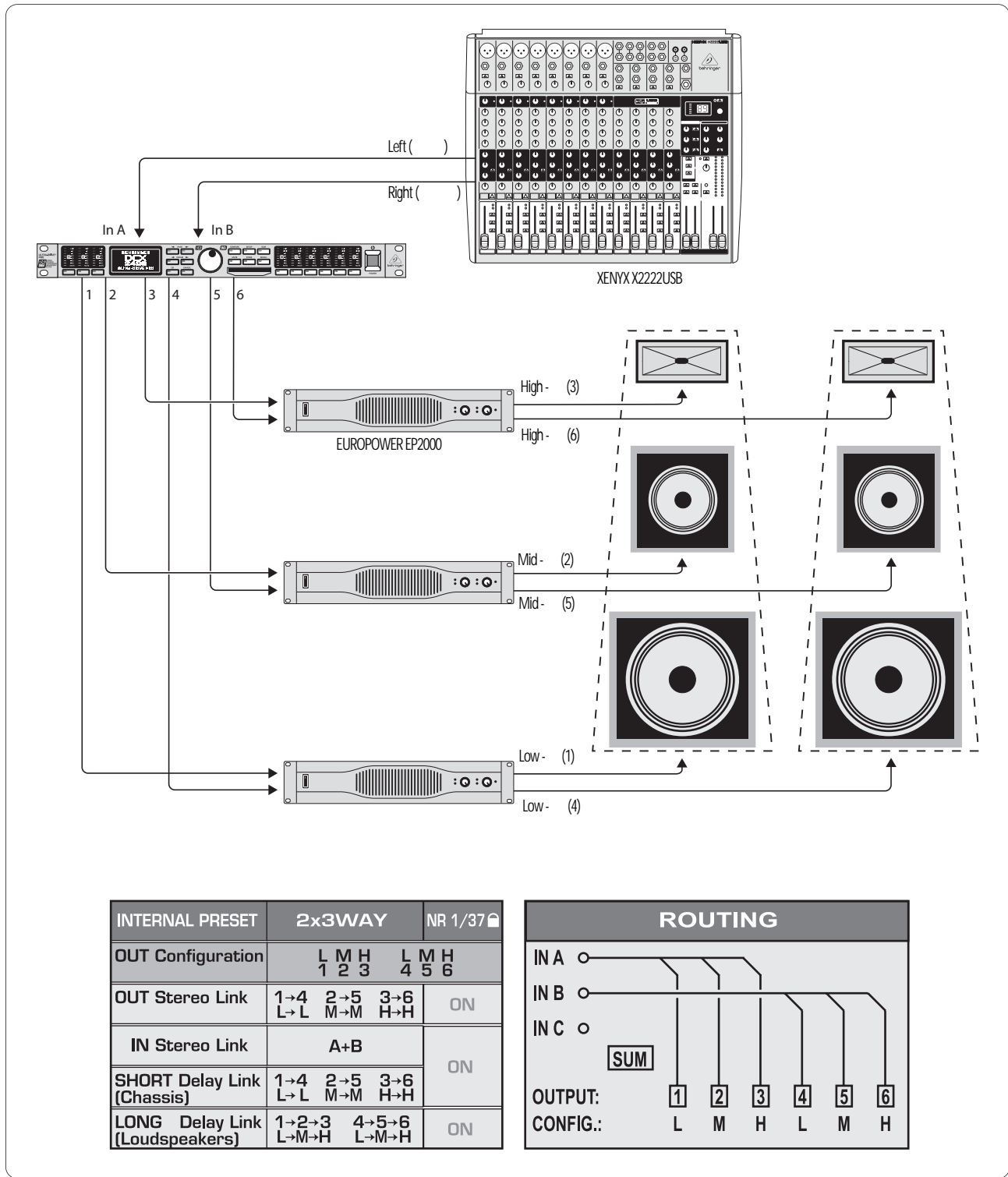
ULTRADRIVE PRO,

1. (6.1-6.6)

2. (6.7-6.9) /

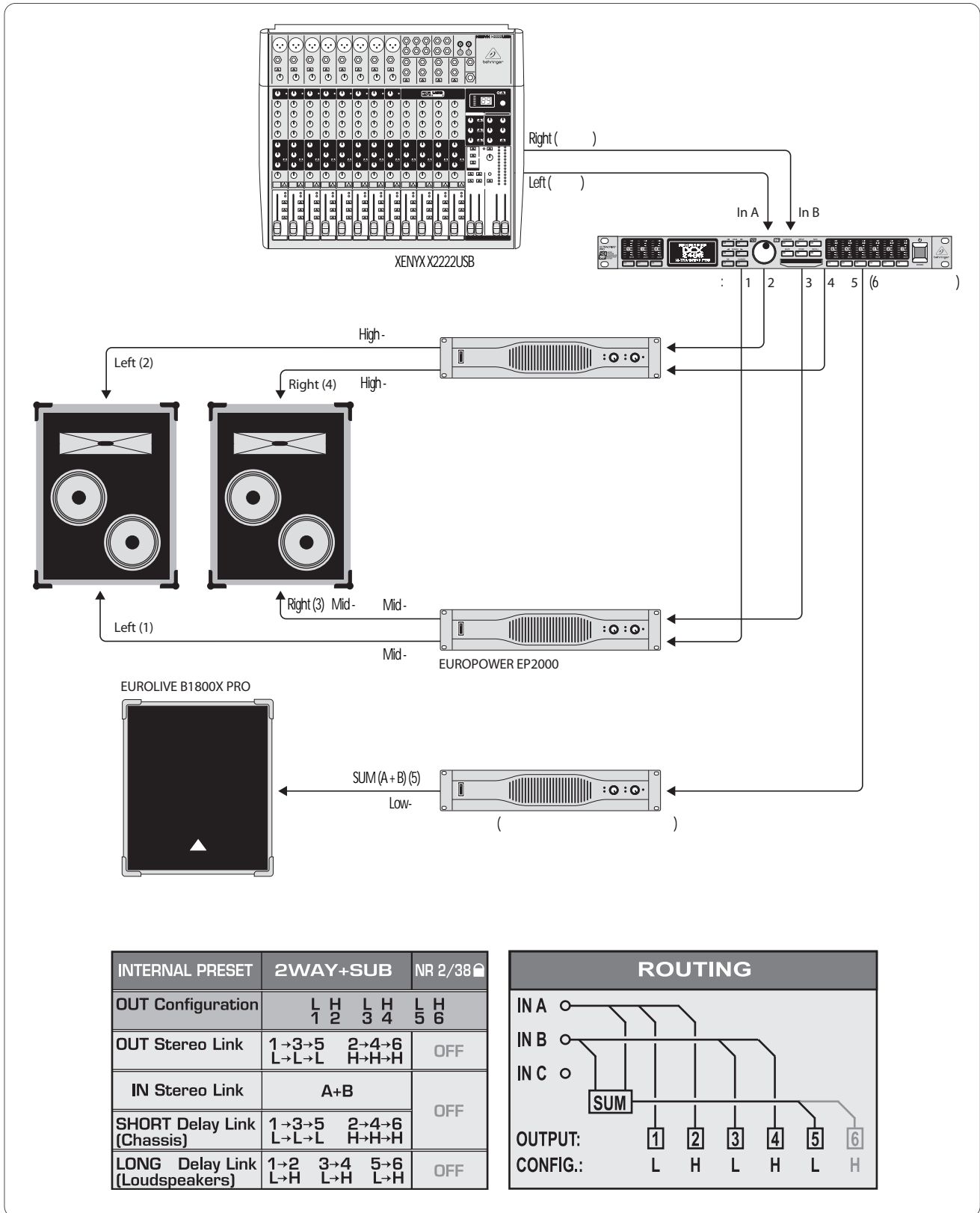
3. DCX (6.10-6.12)

6.1



.6.1:

(In A+B)



.6.2:

()

(SUM) DCX,

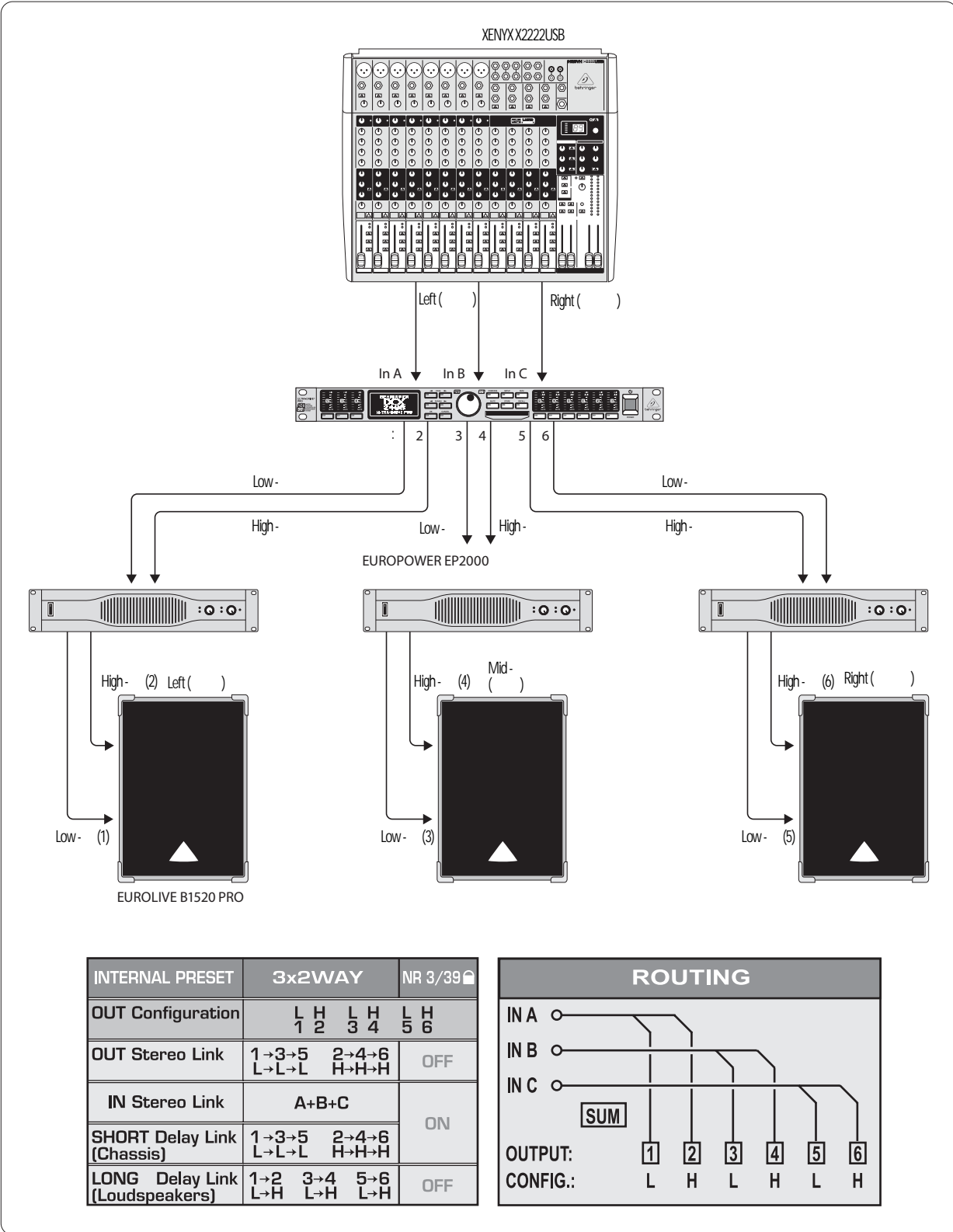
6

() ()

InA+B,

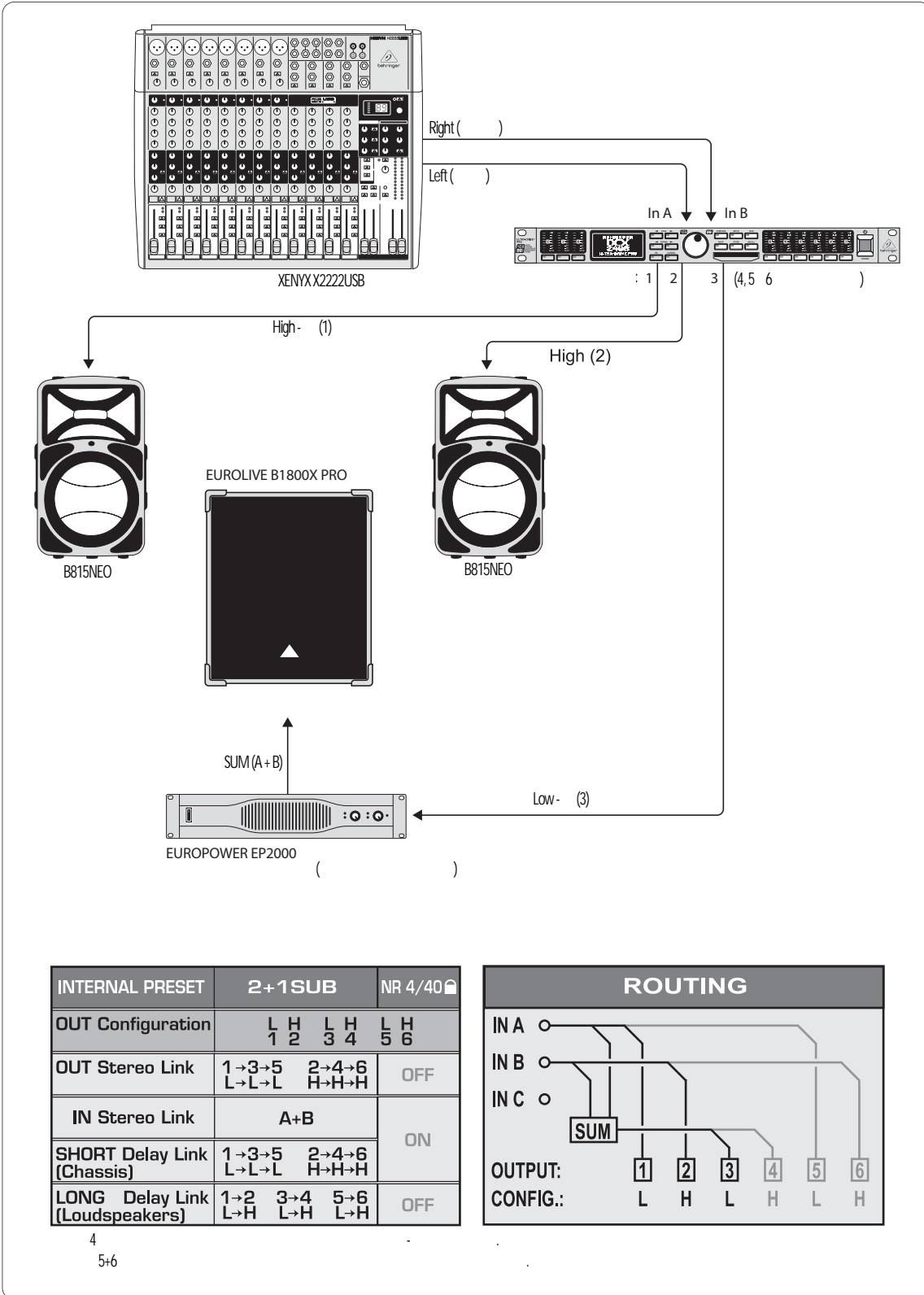
6.3

(LCR/)



.63 (LCR/)

(LCR, " - - ")



.6.4:

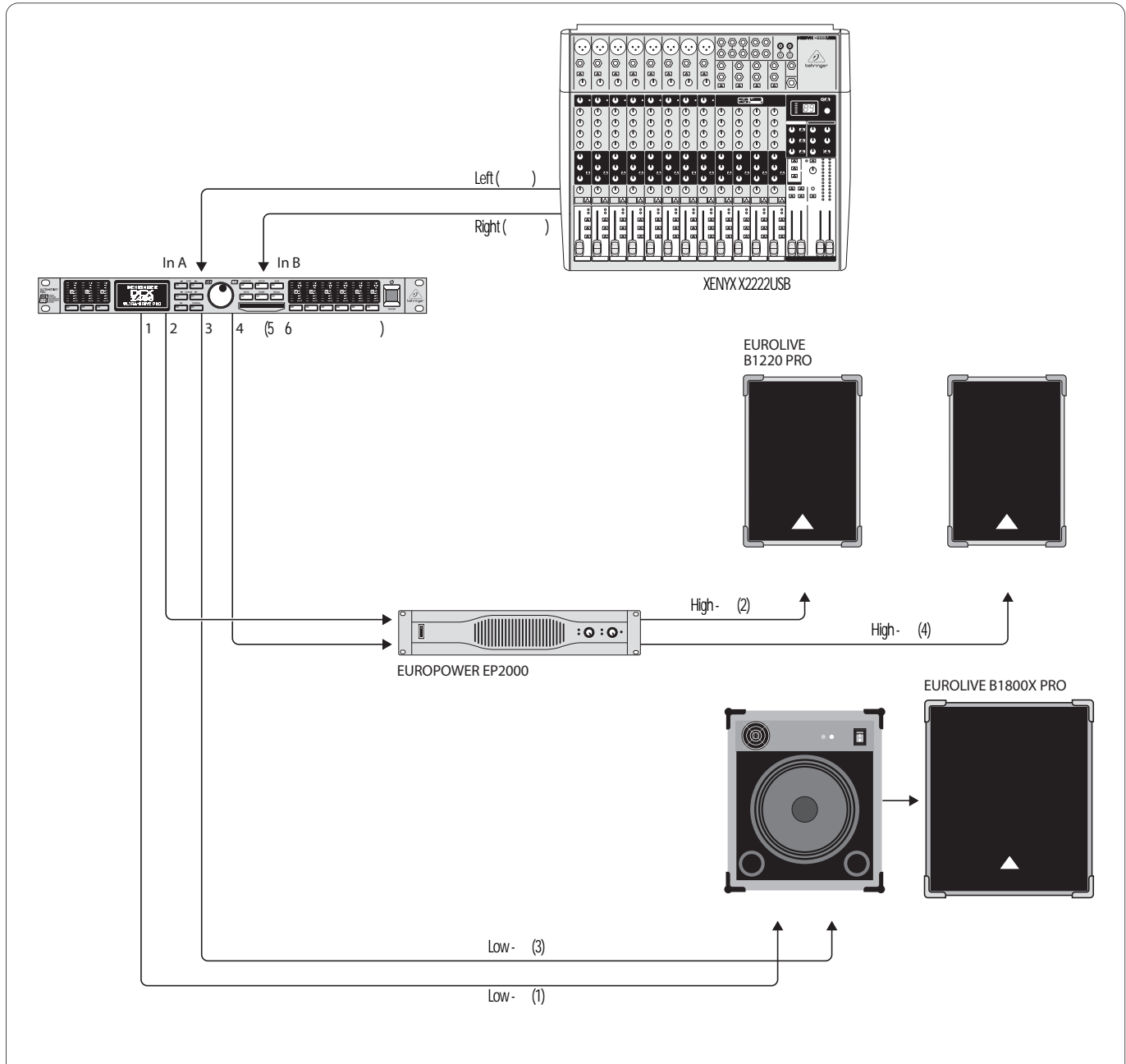
INA+B,

4-6

SUM,

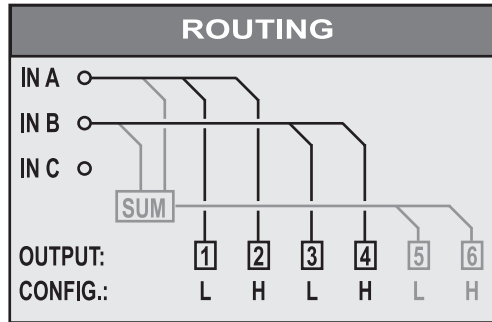
6.5

2



INTERNAL PRESET	2+2SUB	NR 5/41
OUT Configuration	L H L H 1 2 3 4	L H 5 6
OUT Stereo Link	1→3→5 2→4→6 L→L→L H→H→H	OFF
IN Stereo Link	A+B	ON
SHORT Delay Link (Chassis)	1→3→5 2→4→6 L→L→L H→H→H	ON
LONG Delay Link (Loudspeakers)	1→2 3→4 5→6 L→H L→H L→H	OFF

5+6

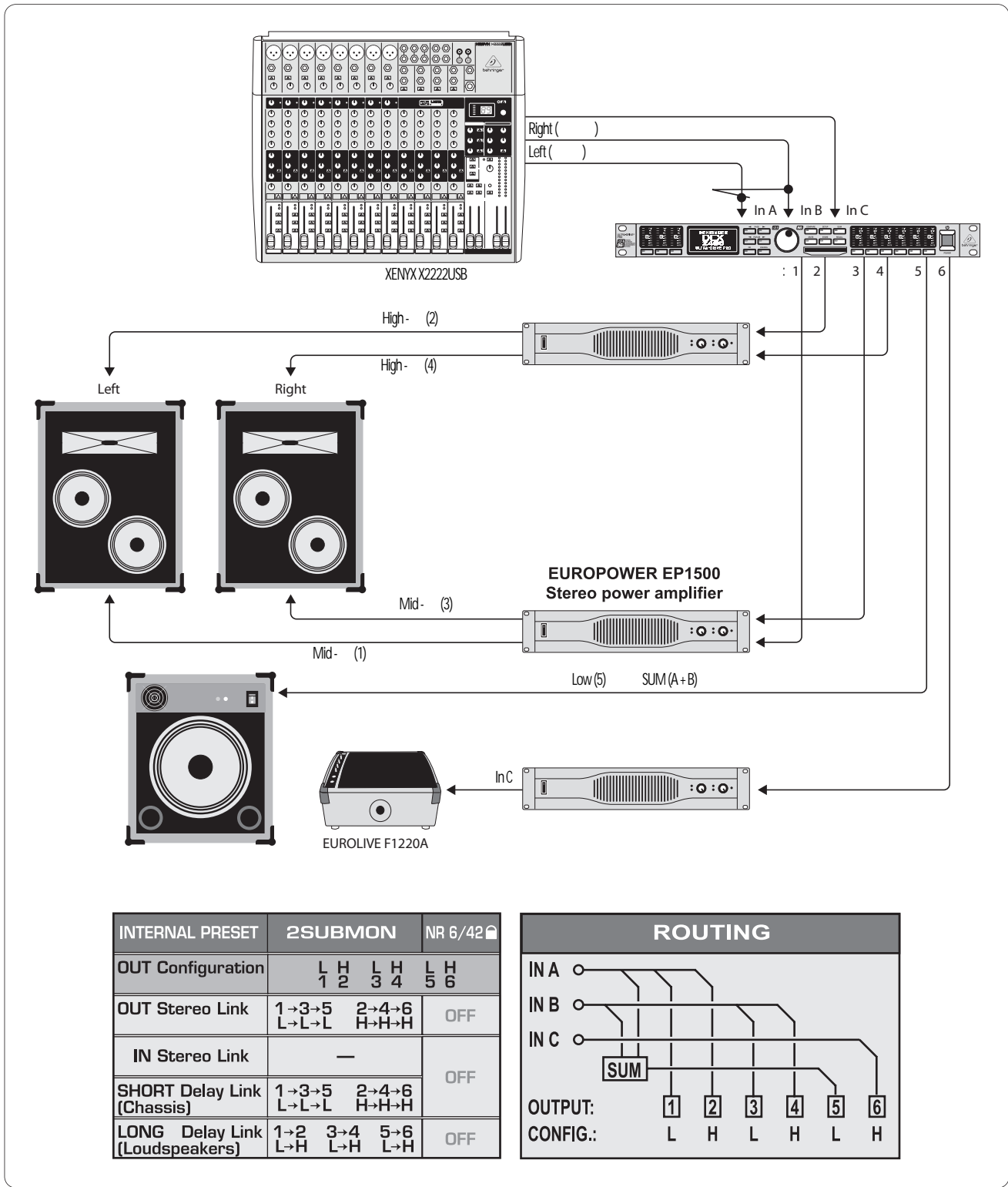


6.5:

DCX

()

5 6



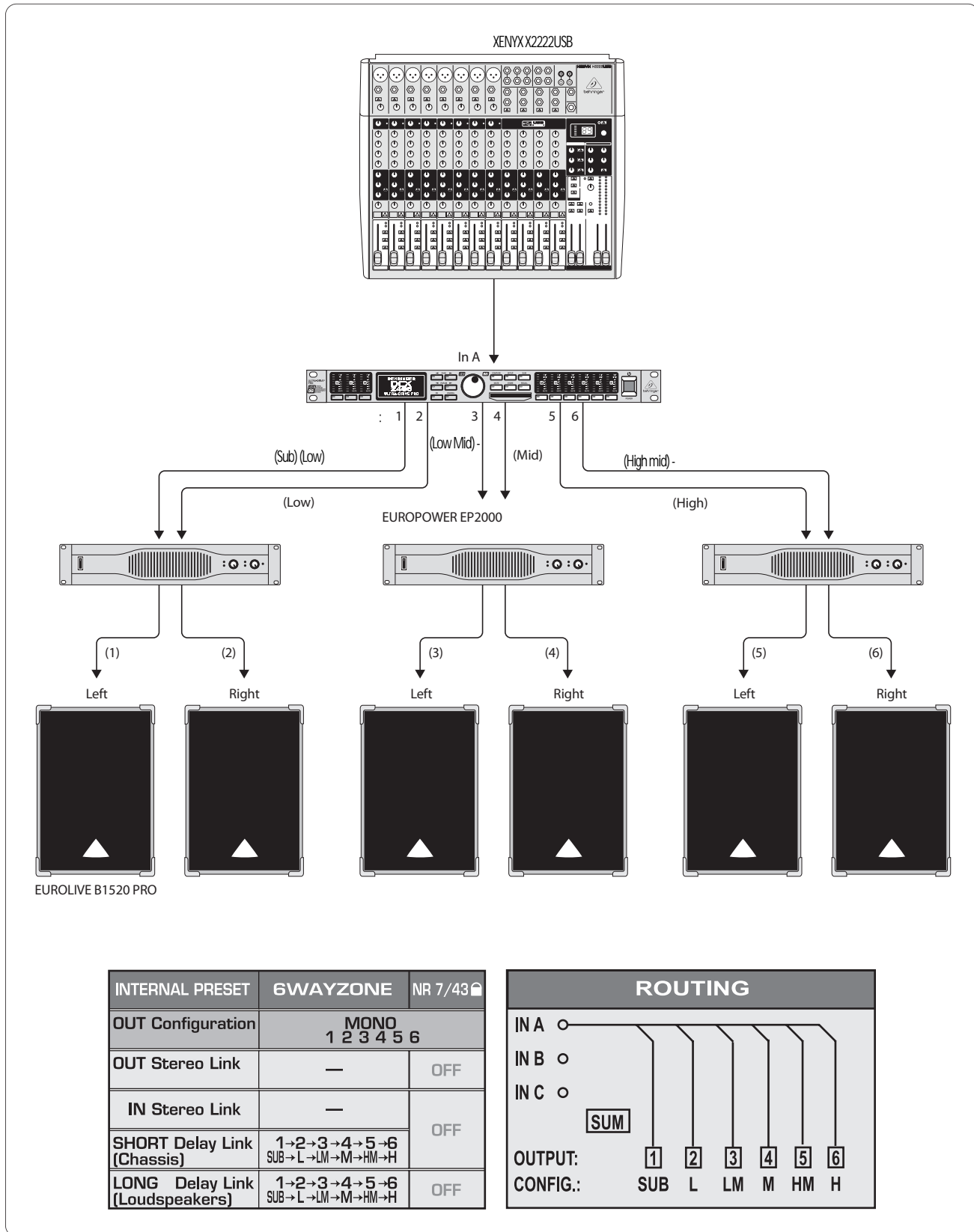
.6.6:

A+B

A+B,

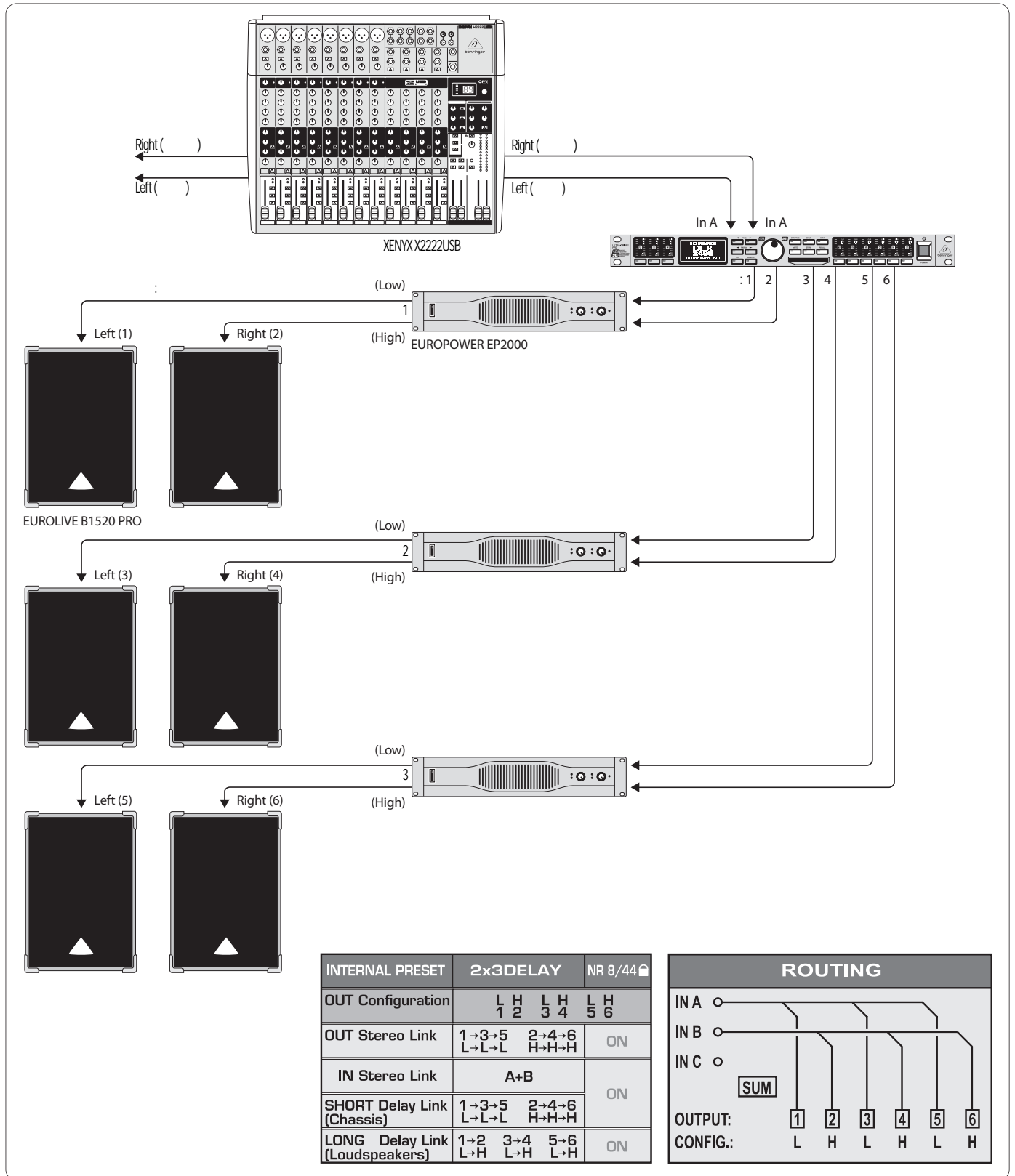
(,)

6.7



.6.7:

ULTRADRIVE PRO



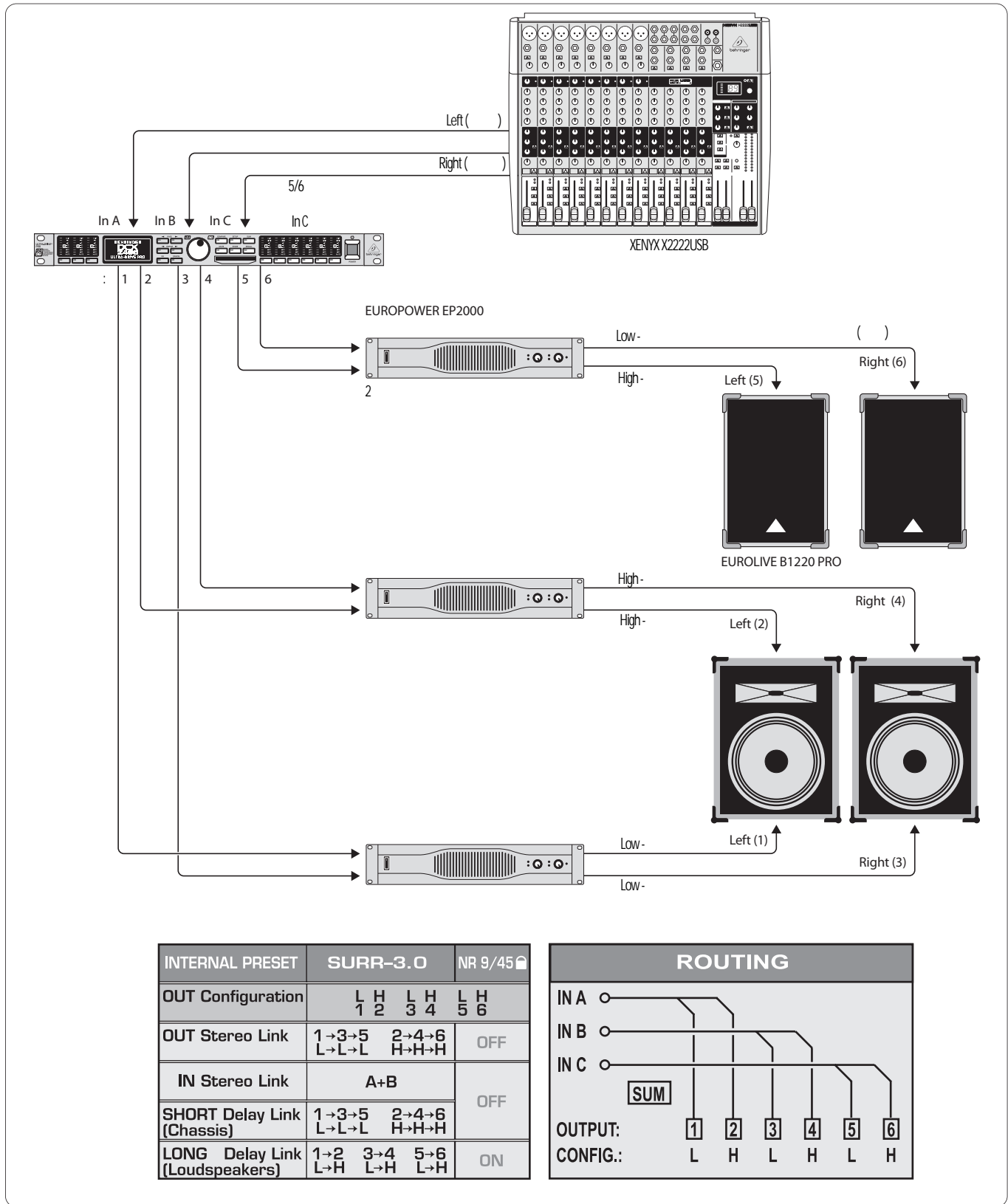
.6.8:

ULTRADRIVE PRO

A+B.

6.9

3.0 (surround)



.6.9:

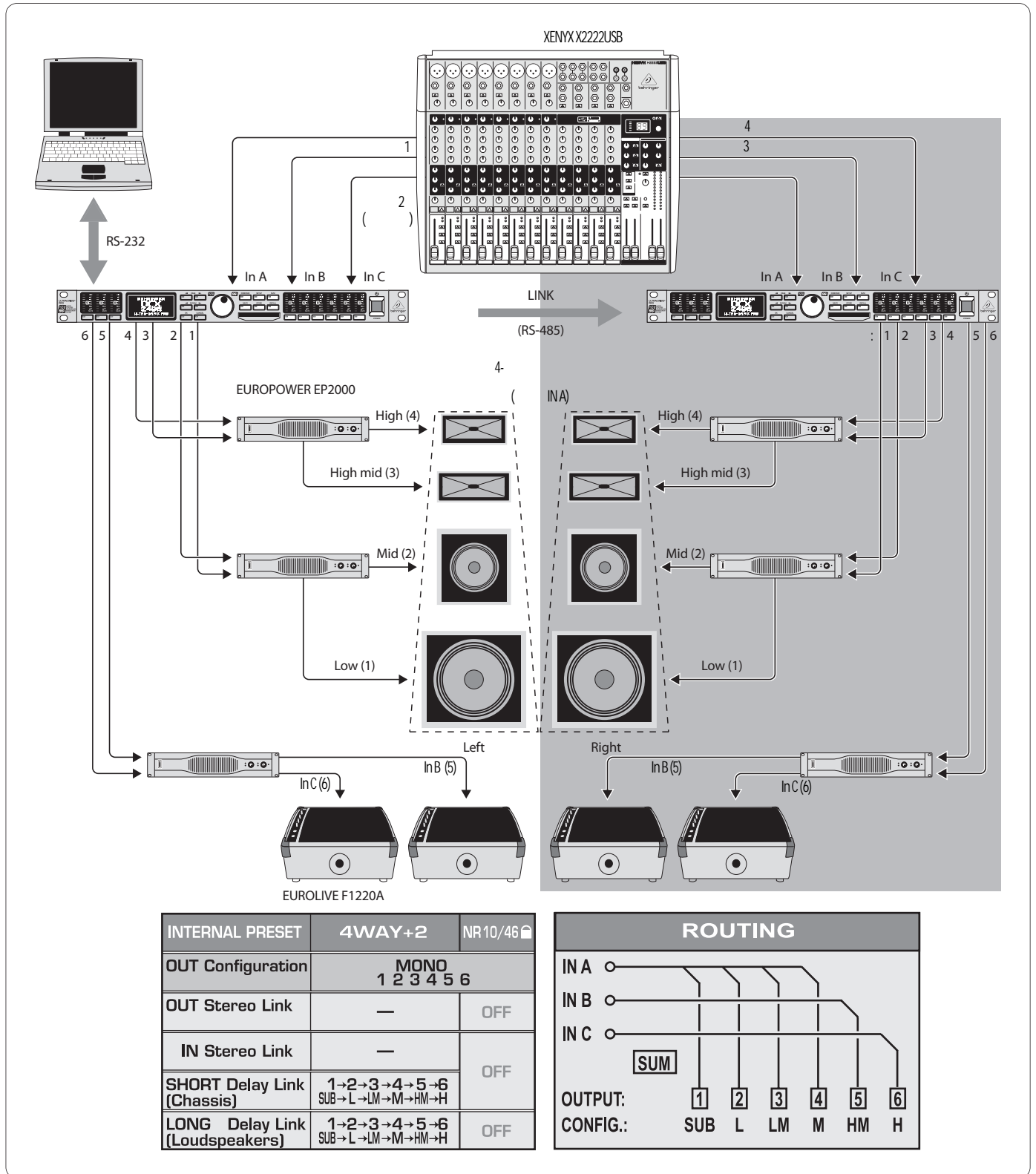
3.0

"Dolby Surround".

C,

()

A+B.



.6.10:4-

2 ()

ULTRADRIVE PRO

LINK

CrossOverRemote Software.

DCX2496

(INA).

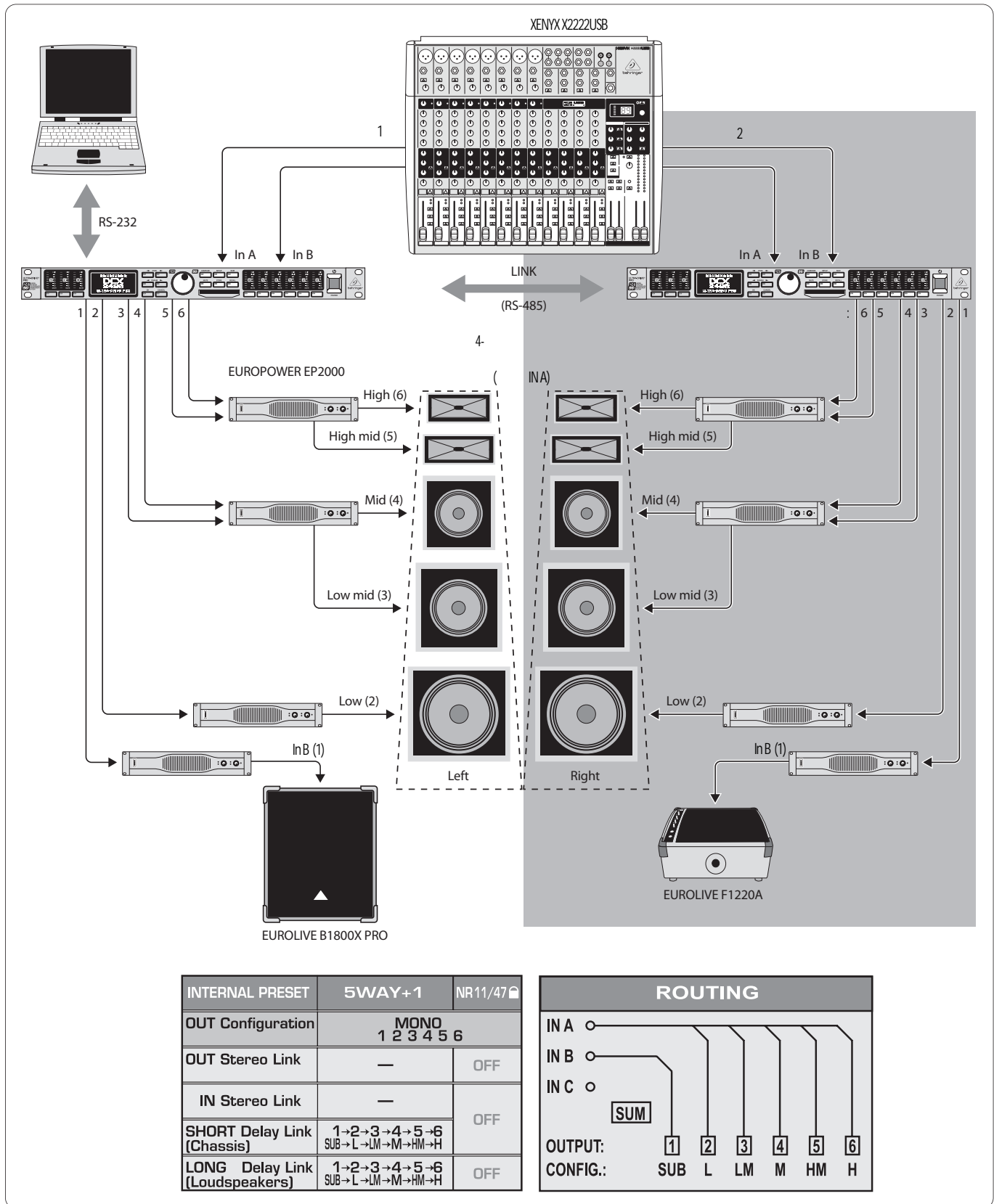
4-

4-

4

6.11 5-

1



.611:5-

1

()

ULTRADRIVE PRO

CrossOverRemote Software.

6.10.

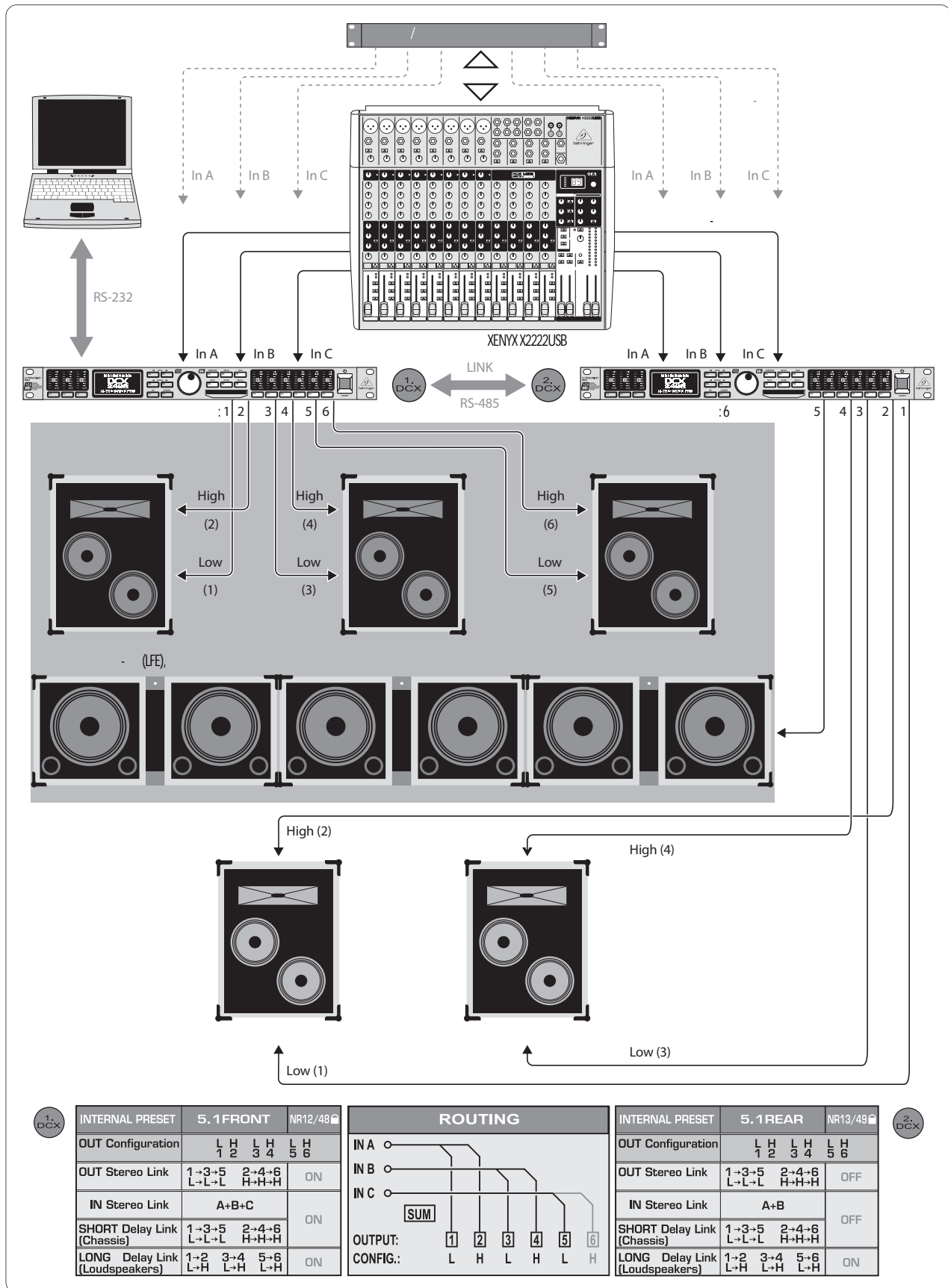
5

B.

ULTRADRIVE PRO

6.12

5.1



.6.12:

5.1

C 2496 :5.1.
 ()
 5.1, DVD,
 ()
 "5.1 FRONT"
 5.3),
 (A,B,C) DCX2496.
 DCX2496
 "5.1 REAR".
 ("LFE"),
 IN,A,B,C.

7.

(A, B, C)

XLR	
+22 dBu	
20	1
-72	0 dBu

(A)

XLR	
S/PDIF	AES/EBU
0.3	10 Vpp
.110	
32	96

(C)

XLR	
-23 dBu	
.470	1
+15	

(1, 2, 3, 4, 5, 6)

XLR	
+22 dBu	
.160	1
-100	10 dBu

()

96	
<1	/
10	35 (-1 dB)
109	
-90 dBu (+22 dBu → 112 dB)	
-90 dBu (+22 dBu → 112 dB)	
+ 0,007%	0 dBu , Gain 1
0,004%	10 dBu , Gain 1

RU

/

24-Bit Delta-Sigma AKM

64x

112

/

24-Bit Delta-Sigma AKM

64x

112

RS-232

9-pin sub-D

115200 ,8 . ,
1 ,

RS-485 (2x)

RJ-45

115200 ,8 . ,
1 ,

/

120 B~, 60 Hz

/ /

230 B~, 50 Hz

100 B~, 50 - 60 Hz

100 - 240 B~, 50 - 60 Hz

. 12

100 240 -: T 1 A H

IEC

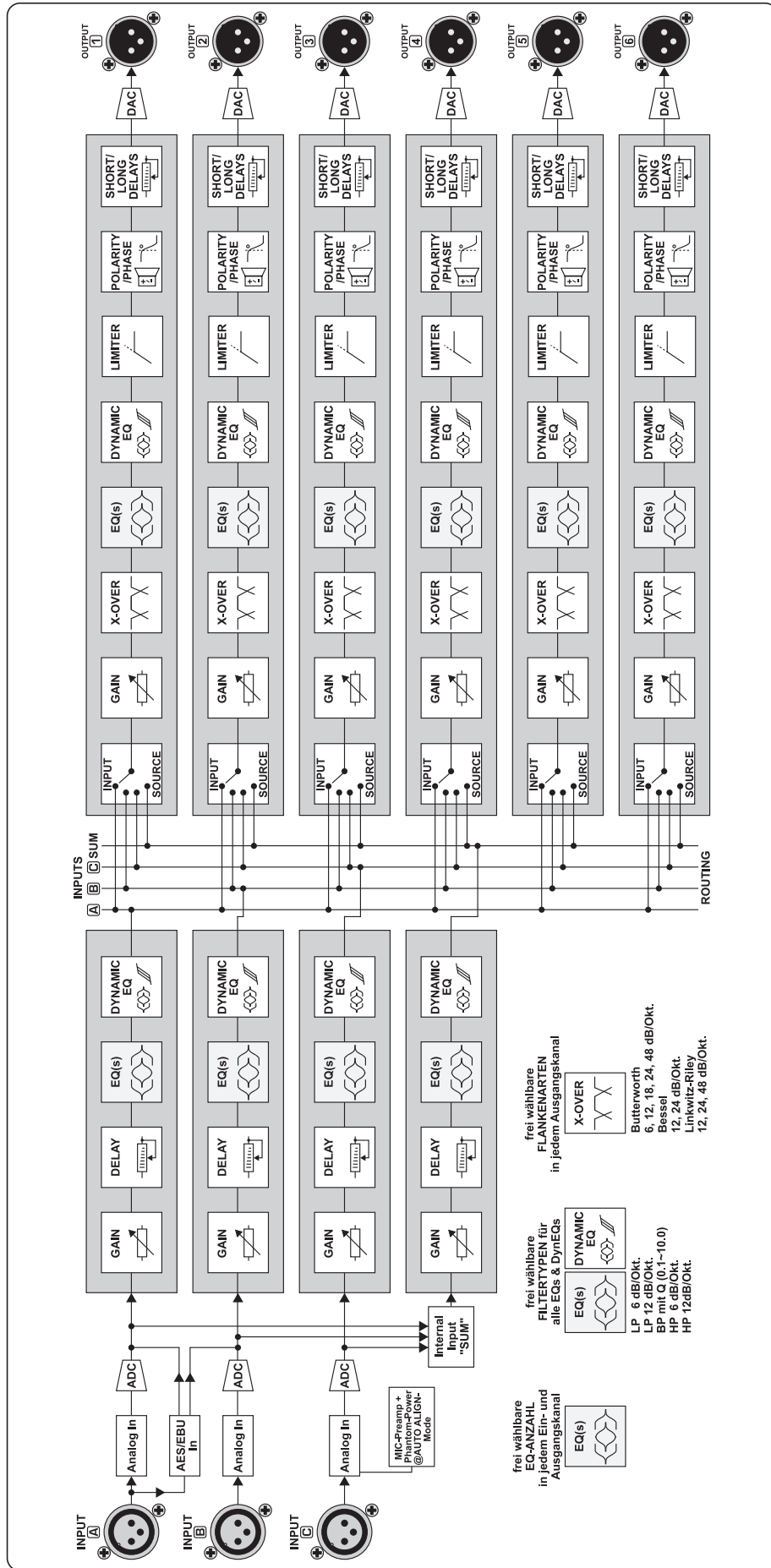
(* *) 44.5 x 482.6 x 217 mm

3

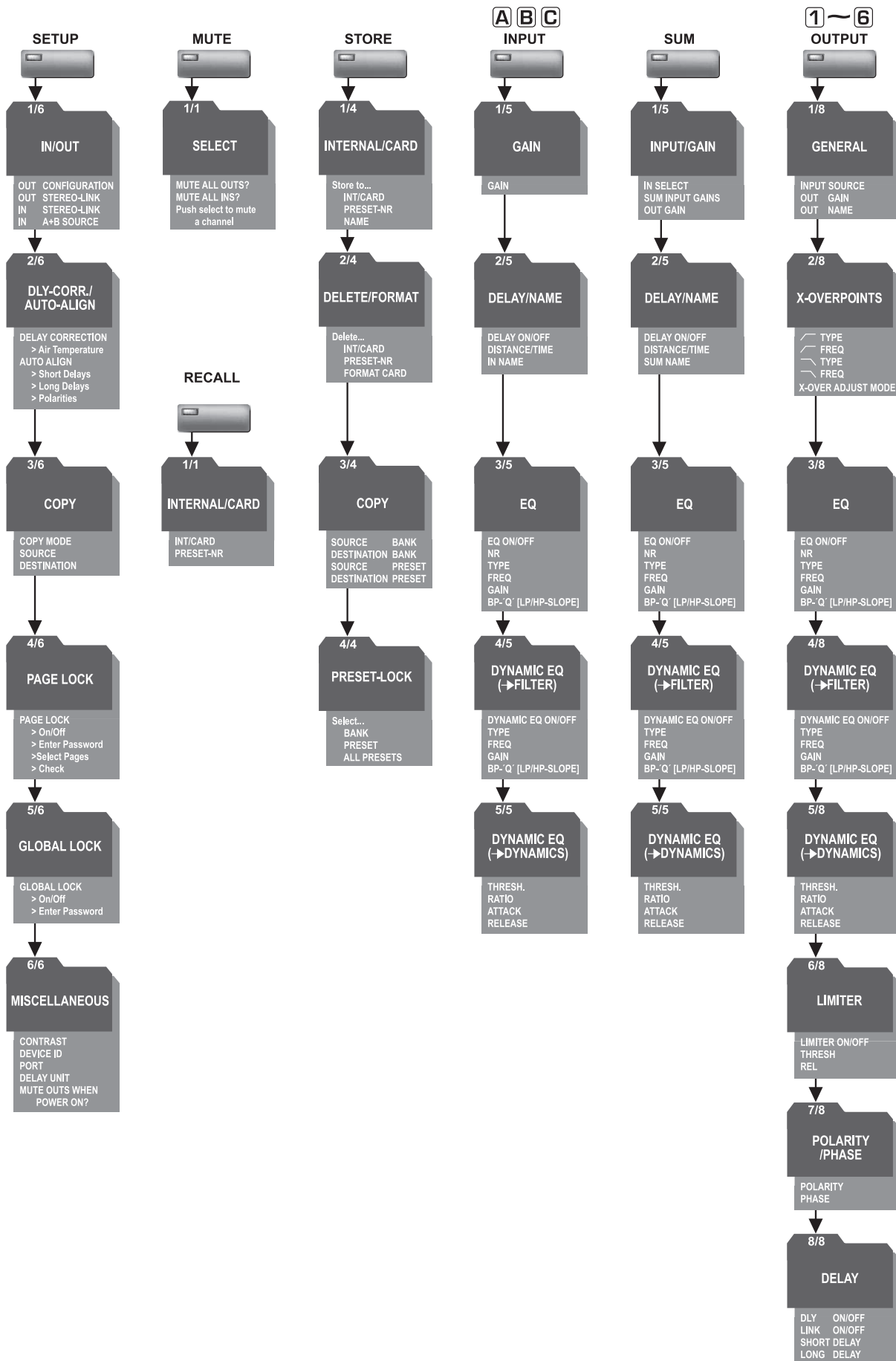
. 4,2

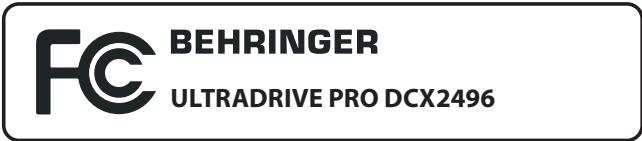
BEHRINGER

8.



RU 9.





MUSIC Group Services US Inc.
 18912 North Creek Parkway,
 Suite 200 Bothell, WA 98011, USA

: +1 425 672 0816
 : +1 425 673 7647

ULTRADRIVE PRO DCX2496

FCC, :

15 FCC (
).

-
-
-
-

15 FCC (
). :

- (1)
- (2)

MUSIC Group,

