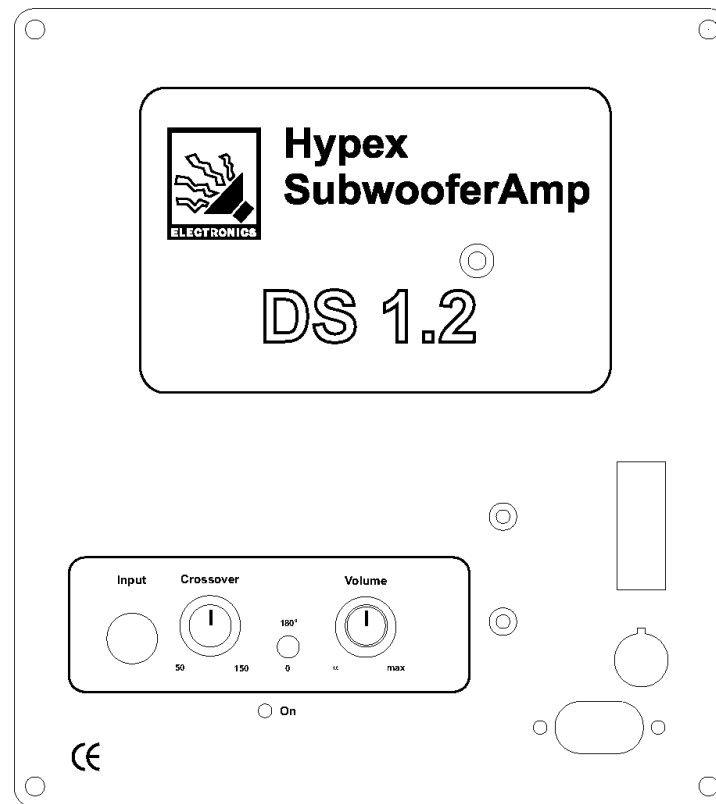




Hypex Electronics  
Kattegat 8  
NL-9723 JP Groningen  
The Netherlands  
Internet: <http://www.hypex.nl>

# User Manual

## DS 1.2



Hypex Electronics  
Subwoofer-Module

**Introduction** ..... 3

**Operation** ..... 4

**Crossover settings** ..... 5

**Technical data / Warranty** ..... 6

**Technical data**

Continuous output power (8 Ohm) ----	75 Watts (+0, -0.5dB).
Continuous output power (4 Ohm) ----	120 Watts (+0, -0.5dB).
Subsonic-filter ----	20Hz / -3dB, 24dB/Octave.
Crossover frequency subwoofer ----	50Hz - 150Hz, 12dB/Octave.
Bassboost ----	25Hz.
Bassboost level ----	+6dB.
Damping factor ----	500.
Protection ----	Output shortcut.
Crossover filtering ----	Linkwitz-Riley 12dB/Octave.
Input impedance ----	10 kOhm.
Dimensions ----	170 mm x 190 mm x 60 mm.

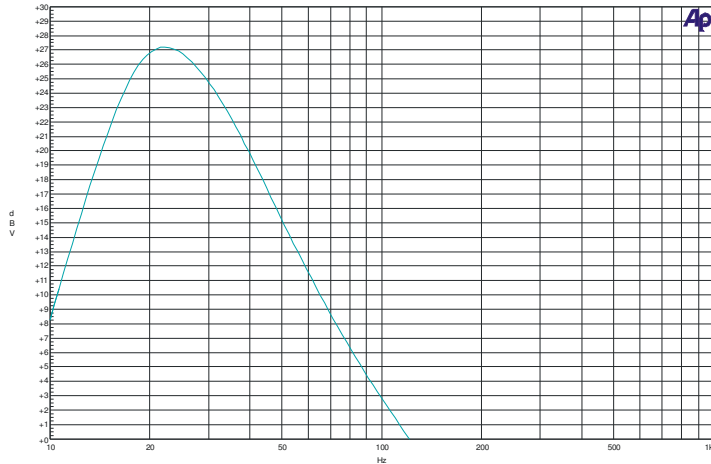
---

**Warranty**

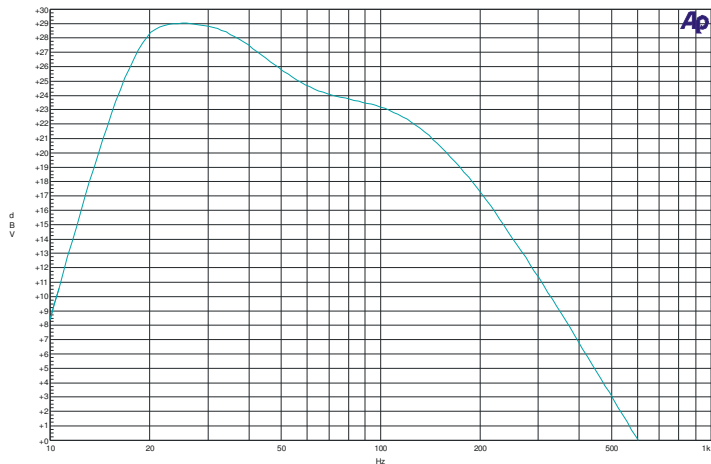
The work carries warranty out for all provable material and production defects for the duration of 12 months starting from sales. All damage, which is caused by wrong or inappropriate operation, is excluded from the warranty.

**Crossover settings**

The crossover frequency is steplessly adjustable between 50Hz and 150Hz.



Crossover frequency is set to 50Hz.



Crossover frequency is set to 150Hz.

**CAUTION**

NO USER SERVICEABLE PARTS INSIDE.  
REFER SERVICING TO QUALIFIED SERVICE PERSONNEL.

WARNING: SHOCK HAZARD.  
AVIS: RISQUE DE CHOC ELECTRIQUE. NE PAS OUVRIR.

CAUTION: REPLACE FUSE WITH SAME TYPE AND RATING.  
ATTENTION: UTILISER UN FUSIBLE DE RECHANGE DE MÊME TYPE.

DISCONNECT SUPPLY CORD BEFORE CHANGING FUSE.  
ATTENTION: DEBRANCHER AVANT DE REMPLACER LE FUSIBLE.

**WARNING**

TO REDUCE THE RISK OF FIRE OR ELECTRIC SHOCK, DO NOT EXPOSE THIS APPLIANCE TO RAIN OR MOISTURE.

**GENERAL SAFETY INSTRUCTIONS**

1. Read instructions. Read the safety and operating instructions before operating the appliance.
2. Retain instructions. Retain the safety and operating instructions for future reference.
3. Water and moisture. Do not use the appliance near water, for example near a bathtub, washbowl, kitchen sink, laundry tub, in a wet basement, or near a swimming pool and the like.
4. Heat. Site the appliance away from heat sources such as radiators, heaters, stoves, or other appliances that produce heat.
5. Power cord protection. Route power cords so that they are not likely to be walked on or pinched by items placed upon or against them, paying particular attention to cords at plugs, power sockets, and at the point where they exit from the appliance.
6. Unplug this apparatus during lightning storms or when unused for long periods of time.
7. Objects and liquid entry. Take care not to let objects or liquids fall into the product.
8. The product should be serviced by qualified personnel only.

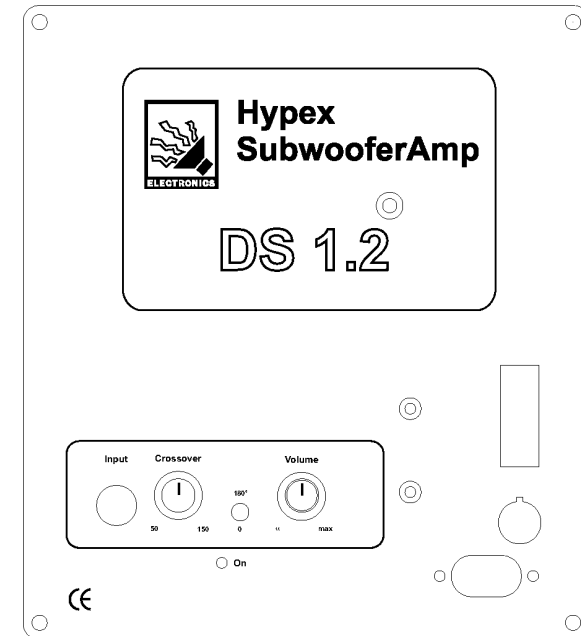
**REPLACING THE FUSE**

Should the mains fuse blow, replace it only with an equivalent part. The fuse holder is located just below the mains inlet socket. To replace the fuse, disconnect the product from the mains supply. Using a flat blade screwdriver remove and replace the fuse. Contact your local retailer.

**Introduction**

- \* High efficiency Class D design.
- \* Active subwoofer amplifier.
- \* Power output 120 Watt into 4 Ohms.
- \* Crossover filter, 12dB/Octave.
- \* Subsonic-filter 20Hz, 24dB/Octave.

The DS 1.2 is a state-of-the-art Class D amplifier module for active subwoofer use. Accurate rendition of the low bass range is a substantial component of a high-quality music reproduction. For an impressive bass rendition large loudspeakers are unfortunately inevitable. If you prefer small loudspeakers for optical reasons, you can the DS1.2 to extend your bass rendition. The crossover frequency is adjustable steplessly between 50Hz and 150Hz. Due to this large range of control a problem-free connection is possible to different subwoofer and other loudspeaker systems. Additionally this active system has a low bass rise. The level of the rise is +6dB at the 25Hz. An active 4th order subsonic filter with Butterworth characteristic protects the loudspeaker against mechanical overloading, since the ultralow portion of the fed signal would cause extreme diaphragm deflections.

**Crossover**

Subwoofer	adjustable crossover frequency	50Hz - 150Hz.
-----------	--------------------------------	---------------

**Bassboost**

Frequency	25Hz.
Level	+6dB

**Subwoofer**

Level	adjustable input gain	
Phase	switchable	0° / 180°.
LED	the module is powered	green.

**Input**

input	RCA single input 10 kOhm.	60 mVeff / 120W/4Ohm
-------	---------------------------	----------------------

**Mode**

On	the DS 1.2 Subwoofer-module is switched on.
Off	the DS 1.2 Subwoofer-module is switched off.