

GENERAL CHARACTERISTICS

Nominal Overall Diameter	210	mm
Nominal Voice Coil Diameter	65	mm
Magnet Weight	220	g
Flux Density.....	1.22	T
Weight.....	1.80	Kg

THIELE-SMALL PARAMETERS

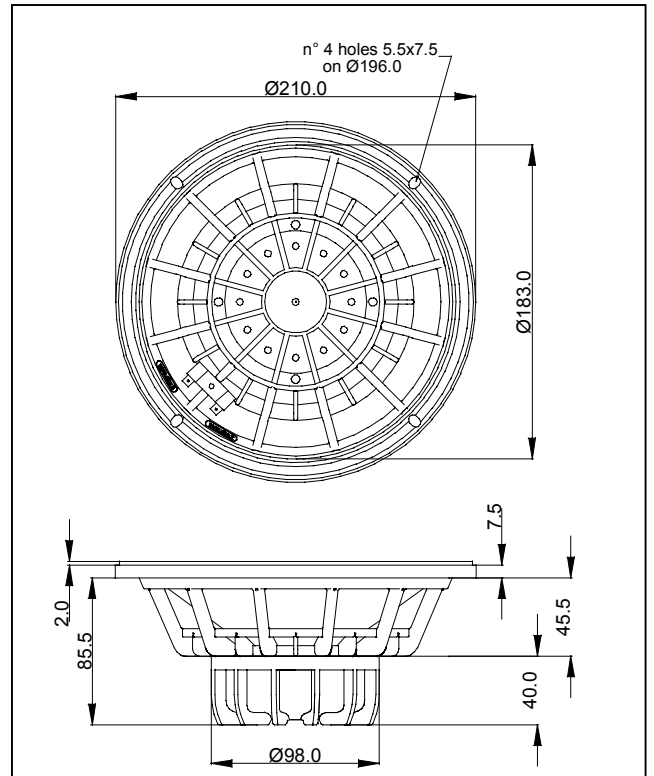
Voice Coil DC Resistance	R_E	5.71	Ω
Resonance Frequency	f_s	82.7	Hz
Mechanical Q Factor.....	Q_{MS}	3.58	
Electrical Q Factor.....	Q_{ES}	0.31	
Total Q Factor	Q_{TS}	0.29	
Mechanical Moving Mass	M_{MS}	19.9	g
Mechanical Compliance	C_{MS}	186	μm/N
Force Factor	$B \times l$	13.69	Wb/m
Equivalent Acoustic Volume.....	V_{AS}	12.0	lt.
Maximum Linear Displacement	X_{MAX}	+/-2.5	mm
Reference Efficiency	η_0	2.08	%
Diaphragm Area	S_D	213.8	cm ²
Losses Electrical Resistance.....	R_{ES}	65.0	Ω
Voice Coil Inductance @ 1kHz	L_E	0.37	mH

CONSTRUCTIVE CHARACTERISTICS

Magnet.....	Neodymium
Voice Coil Winding.....	Aluminium
Voice Coil Former.....	Kapton
Cone	Paper
Surround.....	Treated Cloth
Dust Dome	Solid Paper
Basket	Aluminium Die-Cast

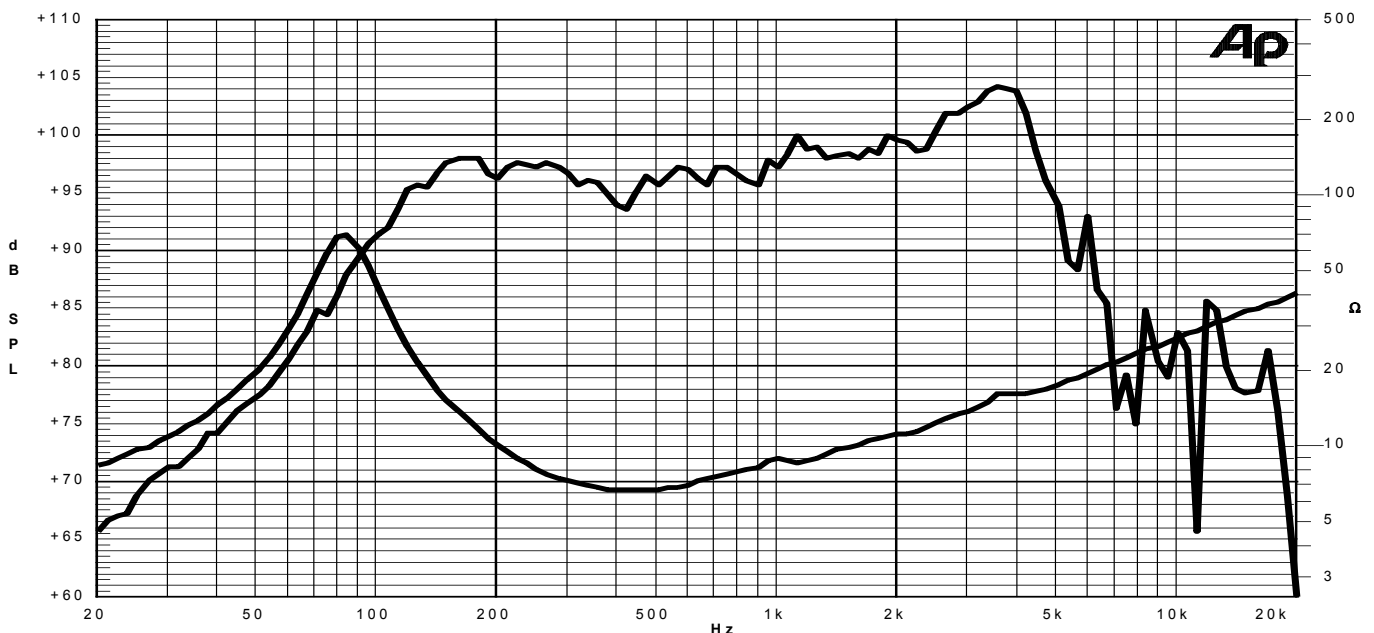
ELECTRICAL CHARACTERISTICS

Nominal Impedance.....	8	Ω
Musical Power	500	W
Rated Power*	250	W
Sensitivity @ 1 W, 1 m	96.9	dB



*rated power measured with 2 hours test with pink noise signal, 6 dB crest factor, loudspeaker mounted on enclosure
Thiele-Small parameters measured with LASER system

Frequency Response on IEC Baffle (DIN 45575) @ 1 W, 1 m - Impedance



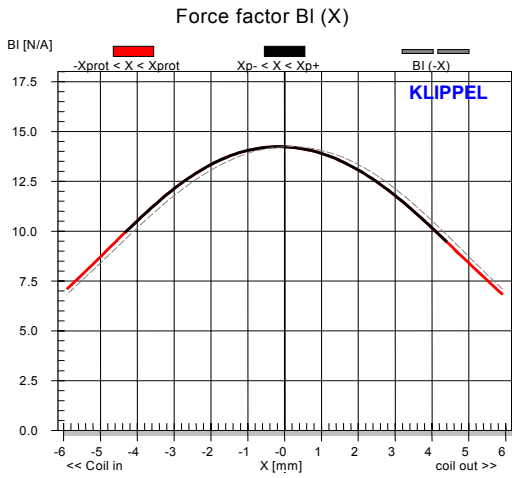
Due to continuing product improvement, the features and the design are subject to change without notice.

06/11/08

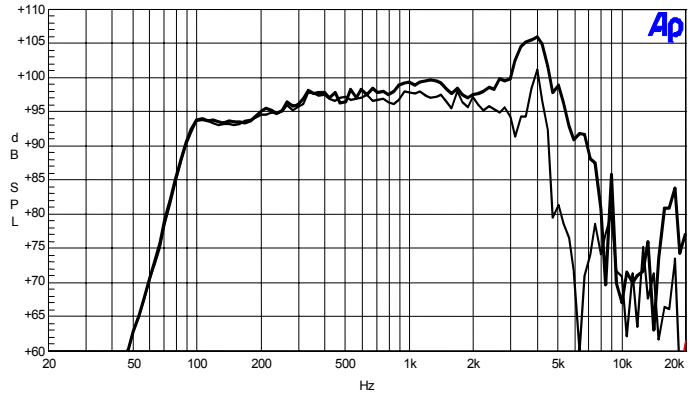
8 N 2,5 PL

8" speaker – 2,5" voice coil

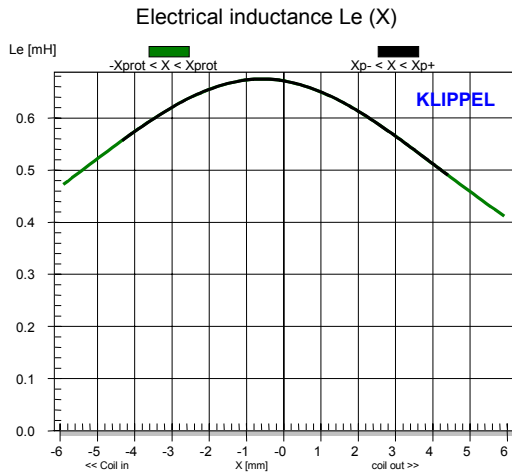
GRAPHICS AND MEASUREMENTS



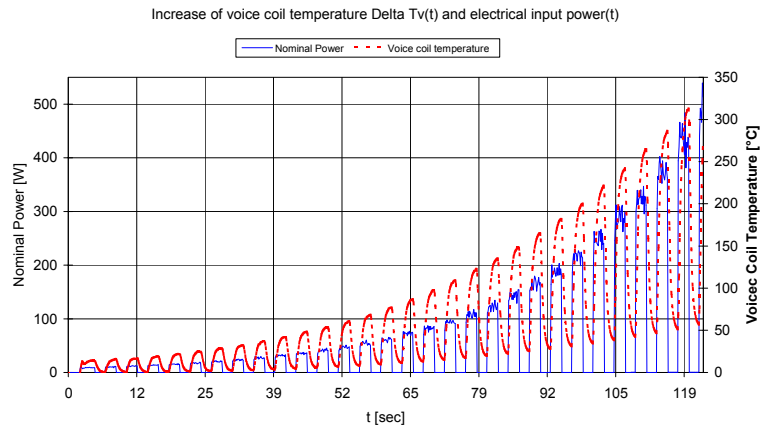
BI(X): force factor variation with voice coil displacement



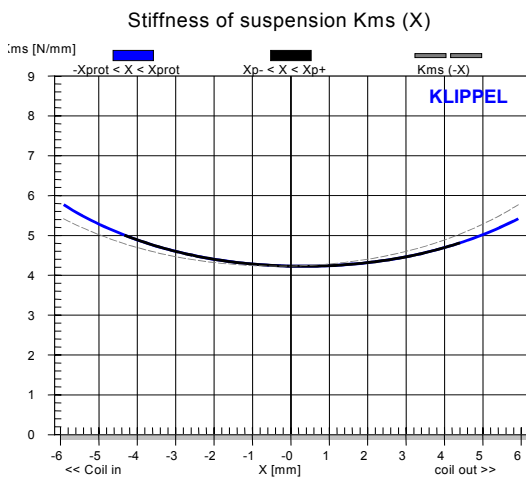
Frequency Response: enclosure volume 14l, port tuning 100Hz (thick curve on axis, thin curve 30° off axis)



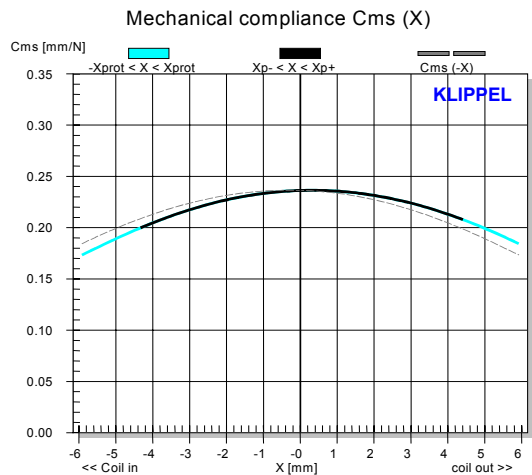
Le: electrical inductance variation with voice coil displacement



Power test done with intermittent excitation, ON interval 2min, duty cycle 50%, pink noise signal 6dB crest factor with frequency range 50-2000Hz.



K_{ms}: stiffness of suspension variation with voice coil displacement



C_{ms}: mechanical compliance variation with voice coil displacement