

# SPECIFICATIONS

## WF120BD03/04 4<sup>3/4</sup>" die cast, paper-cone mid/woofers, 4/8 ohm



The 4<sup>3/4</sup>" transducers WF120BD03 (4 ohm) and WF120BD04 (8 ohm) were designed as high performance bass and midrange units for very compact monitors and high-end hi-fi speakers.

### FEATURES

- Balanced Drive motor structure for optimal drive force symmetry resulting in largely reduced even order harmonic distortion
- Copper cap on center pole to reduce voice coil inductance and to minimize variations in voice coil inductance as a function of voice coil position
- Black coated semi-air-dried paper cone
- Rigid die cast alu chassis with extensive venting for lower air flow speed reducing audible distortion
- Vented voice coil former for reduced distortion and compression
- Heavy-duty black fiber glass voice coil former to reduce mechanical losses resulting in better dynamic performance and low-level details
- Large motor with 1" voice coil diameter for better control and power handling
- Built-in alu field-stabilizing ring for reduced distortion at high levels
- Low-loss suspension (high Qm) for better reproduction of details and dynamics
- Black motor parts for better heat transfer to the surrounding air
- Conex spider for better durability under extreme conditions
- Gold plated terminals to ensure long-term trouble free connection



### NOMINAL SPECIFICATIONS

Notes	Parameter	WF120BD03		WF120BD04		Unit
		Before burn-in	After burn-in	Before burn-in	After burn-in	
	Nominal size	4 <sup>3/4</sup>		4 <sup>3/4</sup>		[inch.]
	Nominal impedance	4		8		[ohm]
	Recommended max. upper frequency limit	4		4		[kHz]
1	Sensitivity, 2.83V/1m (average SPL in range 300 - 1,000 Hz)	88.5		86		[dB]
2	Power handling, short term, IEC 268-5, no additional filtering					[W]
2	Power handling, long term, IEC 268-5, no additional filtering					[W]
2	Power handling, continuous, IEC 268-5, no additional filtering	50		50		[W]
	Effective radiating area, S <sub>d</sub>	54		54		[cm <sup>2</sup> ]
3, 6	Resonance frequency (free air, no baffle), F <sub>s</sub>	70		71.5		[Hz]
	Moving mass, incl. air (free air, no baffle), M <sub>ms</sub>	6.55		6.25		[g]
3	Force factor, B <sub>xl</sub>	4.5		5.5		[N/A]
3, 6	Suspension compliance, C <sub>ms</sub>	0.79	1.03	0.79	1.03	[mm/N]
3, 6	Equivalent air volume, V <sub>as</sub>	3.25	4.25	3.25	4.25	[lit.]
3, 6	Mechanical resistance, R <sub>ms</sub>	0.49	0.42	0.49	0.42	[Ns/m]
3, 6	Mechanical Q, Q <sub>ms</sub>	5.9	6.0	5.7	5.9	[-]
3, 6	Electrical Q, Q <sub>es</sub>	0.46	0.40	0.56	0.49	[-]
3, 6	Total Q, Q <sub>ts</sub>	0.42	0.37	0.51	0.45	[-]
4	Voice coil resistance, R <sub>pc</sub>	3.2		6.0		[ohm]
5	Voice coil inductance, L <sub>e</sub> (measured at 10 kHz)	0.086		0.14		[mH]
	Voice coil inside diameter	26		26		[mm]
	Voice coil winding height	12		12		[mm]
	Air gap height	4		4		[mm]
	Magnet weight	430		430		[g]
	Total unit net weight excl. packaging	1.04		1.04		[kg]
3, 5	K <sub>rm</sub>	27		33		[mohm]
3, 5	E <sub>rm</sub>	0.43		0.44		[-]
3, 5	K <sub>xm</sub>	198		430		[mH]
3, 5	E <sub>xm</sub>	0.17		0.14		[-]

Note 1 Measured in infinite baffle.

Note 2 Tested in free air (no cabinet).

Note 3 Measured using a semi-constant current source, nominal level 2 mA.

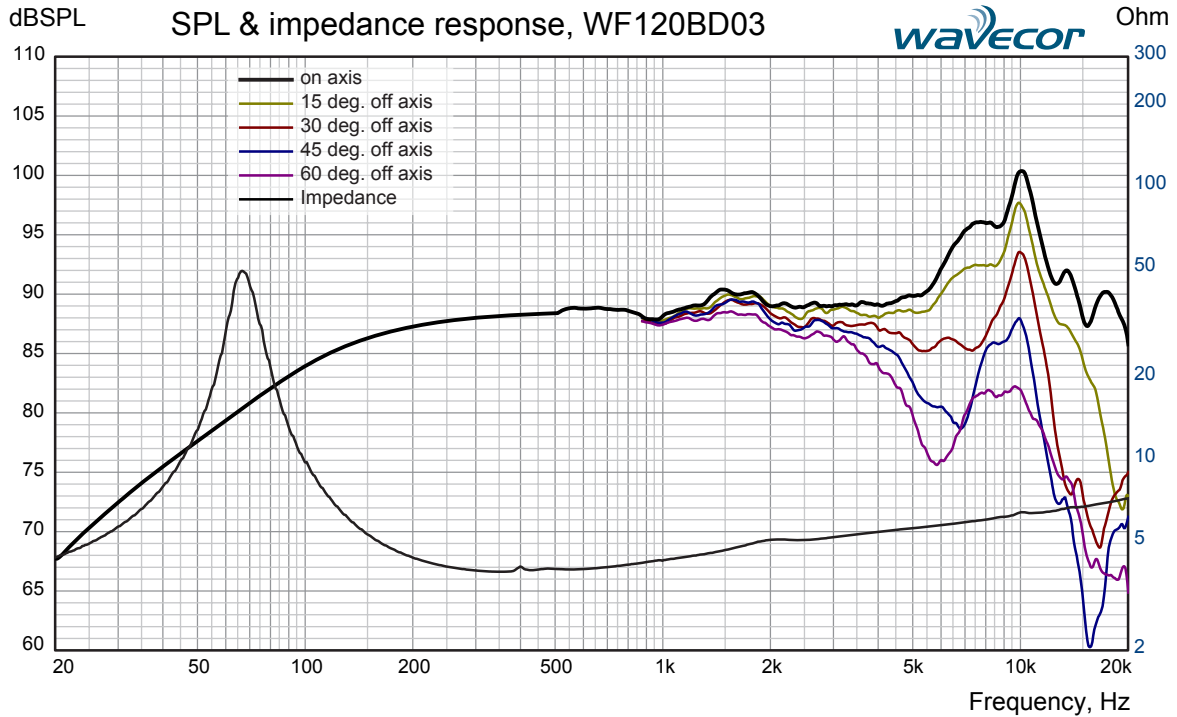
Note 4 Measured at 20 deg. C

Note 5 It is generally a rough simplification to assume that loudspeaker transducer voice coils exhibit the characteristics of an inductor. Instead it is a far more accurate approach to use the more advanced model often referred to as the "Wright empirical model", also used in LEAP-4 as the TSL model ([www.linearx.com](http://www.linearx.com)), involving parameters K<sub>rm</sub>, E<sub>rm</sub>, K<sub>xm</sub>, and E<sub>xm</sub>. This more accurate transducer model is described in a technical paper [here at our web site](#).

Note 6 After burn-in specifications are measured 12 hours after exiting the transducer by a 20 Hz sine wave for 2 hours at level 7.75/11 VRMS (4/8 ohm version). The unit is not burned in before shipping.

# SPECIFICATIONS

**WF120BD03/04 4<sup>3/4</sup>" die cast, paper-cone mid/woofers, 4/8 ohm**

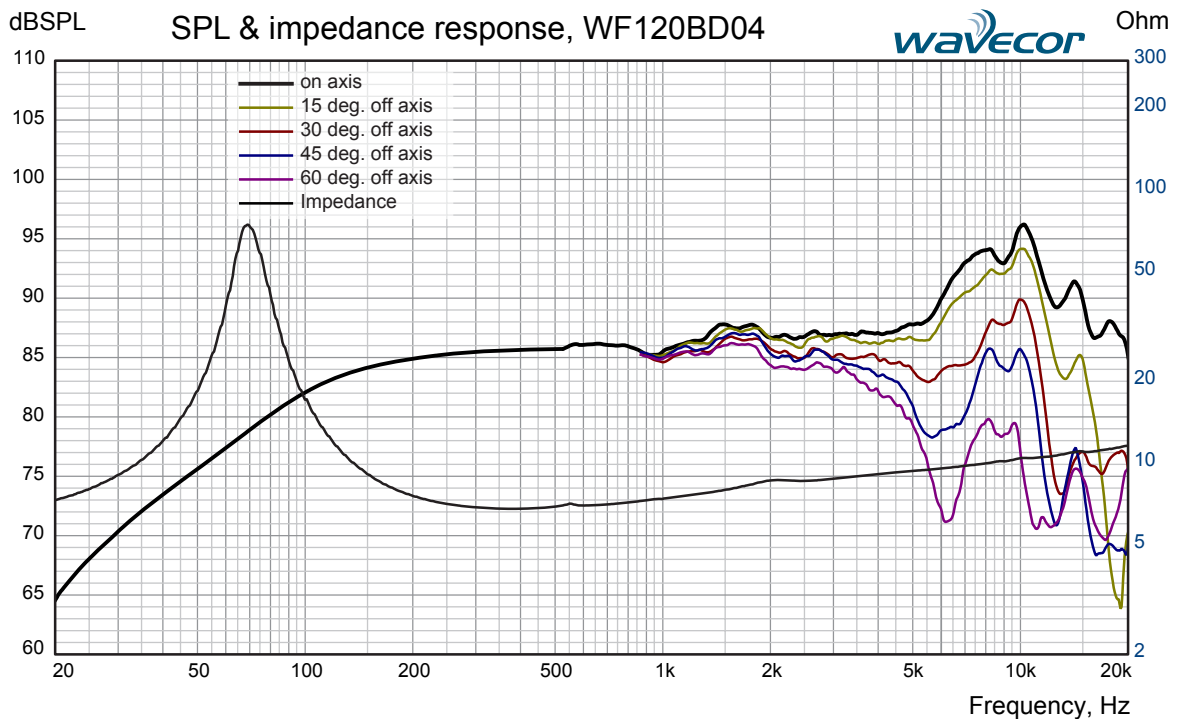


Measuring conditions, SPL

Driver mounting: Flush in infinite baffle, back side open (no cabinet)  
 Microphone distance: 1.0 m  
 Input level: 2.83 V<sub>RMS</sub>  
 Smoothing: 1/6 oct.

Measuring conditions, impedance

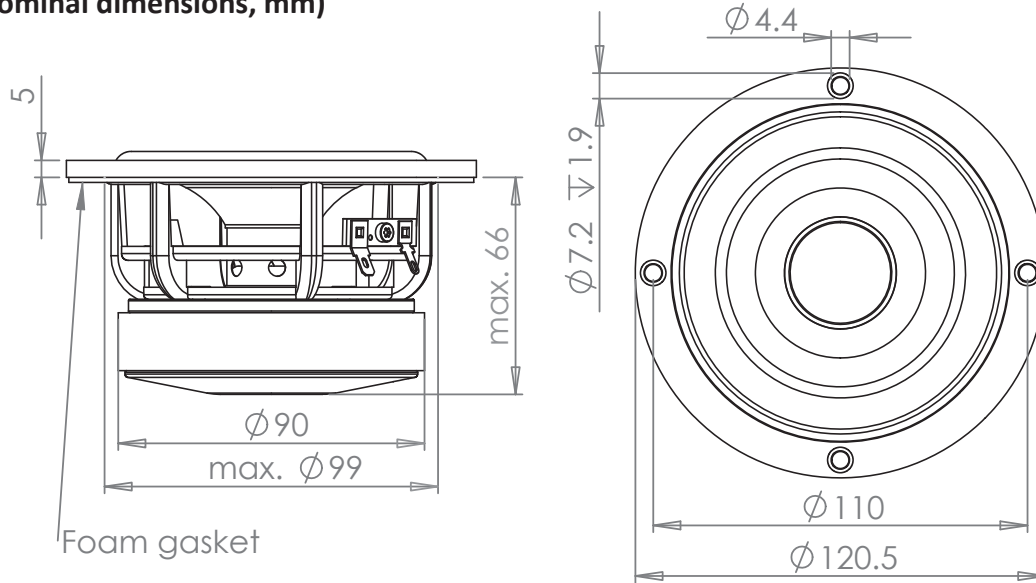
Driver mounting: Free air, no baffle, back side open (no cabinet)  
 Input signal: Semi-current-drive, nominal current 2 mA  
 Smoothing: None



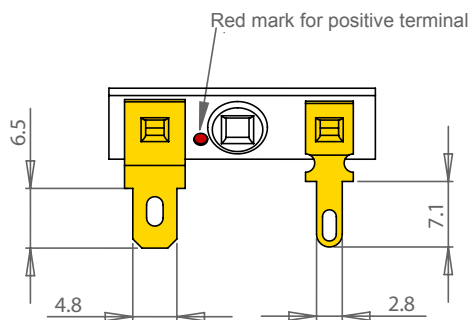
# SPECIFICATIONS



## OUTLINE DRAWING (nominal dimensions, mm)



## CONNECTIONS



Thickness, both terminals: 0.5 mm  
Terminal plating: Gold

## PACKAGING AND ORDERING INFORMATION

Part no. WF120BD03-01	4 ohm version, individual packaging (one piece per box)
Part no. WF120BD03-02	4 ohm version, bulk packaging
Part no. WF120BD04-01	8 ohm version, individual packaging (one piece per box)
Part no. WF120BD04-02	8 ohm version, bulk packaging

Latest update: May 1, 2010