

# SPECIFICATIONS

## WF120BD01/02 4<sup>3/4</sup>" die cast, Nomex cone mid/woofers, 4/8 ohm



The 4<sup>3/4</sup>" transducers WF120BD01 (4 ohm) and WF120BD02 (8 ohm) were designed as high performance bass and midrange units for very compact monitors and high-end hi-fi speakers.

### FEATURES

- Balanced Drive motor structure for optimal drive force symmetry resulting in largely reduced even order harmonic distortion
- Copper cap on center pole to reduce voice coil inductance and to minimize variations in voice coil inductance as a function of voice coil position
- Black Nomex cone
- Rigid die cast alu chassis with extensive venting for lower air flow speed reducing audible distortion
- Vented voice coil former for reduced distortion and compression
- Vented center pole with dual flares for reduced noise level at large cone excursions
- Heavy-duty black fiber glass voice coil former to reduce mechanical losses resulting in better dynamic performance and low-level details
- Large motor with 1<sup>1/4</sup>" voice coil diameter for better control and power handling
- Built-in alu field-stabilizing ring for reduced distortion at high levels
- Low-loss suspension (high Qm) for better reproduction of details and dynamics
- Black motor parts for better heat transfer to the surrounding air
- Conex spider for better durability under extreme conditions
- Gold plated terminals to ensure long-term trouble free connection



### PRELIMINARY NOMINAL SPECIFICATIONS

Notes	Parameter	WF120BD01		WF120BD02		Unit
		Before burn-in	After burn-in	Before burn-in	After burn-in	
	Nominal size	4 <sup>3/4</sup>		4 <sup>3/4</sup>		[inch.]
	Nominal impedance	4		8		[ohm]
	Recommended max. upper frequency limit	4		4		[kHz]
1	Sensitivity, 2.83V/1m (average SPL in range 300 - 1,000 Hz)	85.5		83		[dB]
2	Power handling, short term, IEC 268-5, no additional filtering					[W]
2	Power handling, long term, IEC 268-5, no additional filtering					[W]
2	Power handling, continuous, IEC 268-5, no additional filtering	60		60		[W]
	Effective radiating area, Sd	54		54		[cm <sup>2</sup> ]
3, 4, 6	Resonance frequency (free air, no baffle), Fs	44		47		[Hz]
	Moving mass, incl. air (free air, no baffle), Mms	9.0		8.0		[g]
3	Force factor, Bxl	5.1		6.3		[N/A]
3, 4, 6	Suspension compliance, Cms	1.45		1.45		[mm/N]
3, 4, 6	Equivalent air volume, Vas	6.0		6.0		[lit.]
3, 4, 6	Mechanical Q, Qms	6.7		6.8		[-]
3, 4, 6	Electrical Q, Qes	0.33		0.38		[-]
3, 4, 6	Total Q, Qts	0.31		0.36		[-]
4	Voice coil resistance, RDC	3.4		6.4		[ohm]
5	Voice coil inductance, Le (measured at 10 kHz)	0.12		0.18		[mH]
	Voice coil inside diameter	32		32		[mm]
	Voice coil winding height	12		12		[mm]
	Air gap height	4		4		[mm]
	Magnet weight	370		370		[g]
	Total unit net weight excl. packaging	1.0		1.0		[kg]
3, 5	Krm	45		40		[mohm]
3, 5	Errm	0.41		0.46		[-]
3, 5	Kxm	310		420		[mH]
3, 5	Exm	0.17		0.18		[-]

Note 1 Measured in infinite baffle.

Note 2 Tested in free air (no cabinet).

Note 3 Measured using a semi-constant current source, nominal level 2 mA.

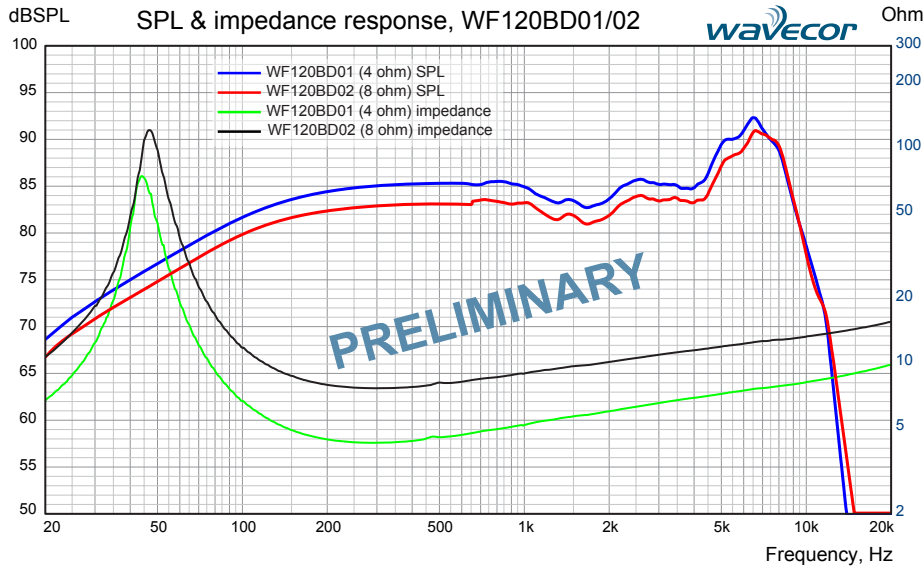
Note 4 Measured at 20 deg. C

Note 5 It is generally a rough simplification to assume that loudspeaker transducer voice coils exhibit the characteristics of an inductor. Instead it is a far more accurate approach to use the more advanced model often referred to as the "Wright empirical model", also used in LEAP-4 as the TSL model ([www.linearx.com](http://www.linearx.com)), involving parameters K<sub>rm</sub>, E<sub>rm</sub>, K<sub>xm</sub>, and E<sub>xm</sub>. This more accurate transducer model is described in a technical paper [here at our web site](#).

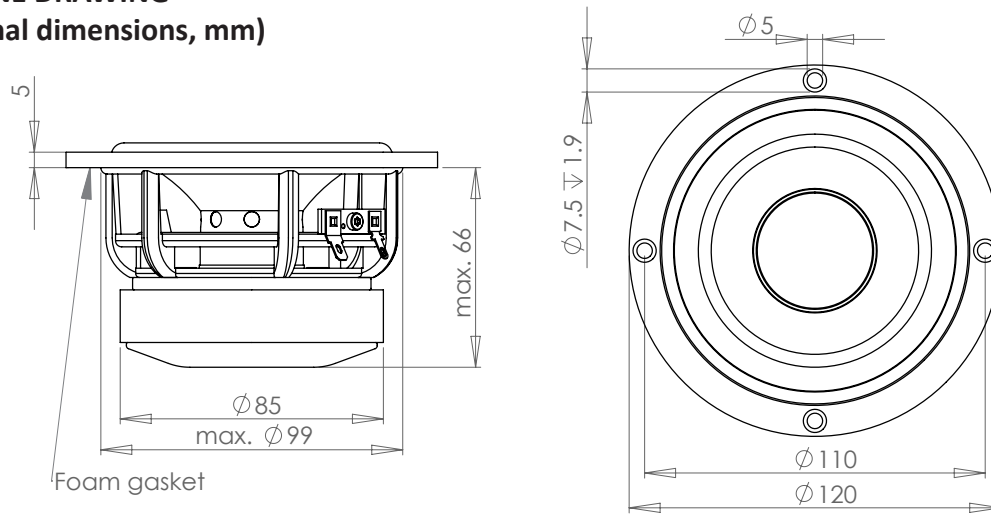
Note 6 After burn-in specifications are measured 12 hours after exiting the transducer by a 20 Hz sine wave for 2 hours at level 7.75/11 VRMS (4/8 ohm version). The unit is not burned in before shipping.

# SPECIFICATIONS

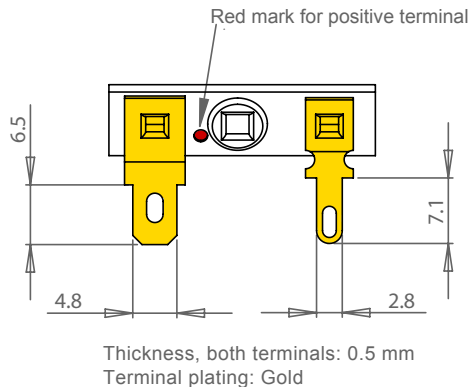
## WF120BD01/02 4<sup>3</sup>/<sub>4</sub>" die cast, Nomex cone mid/woofers, 4/8 ohm



### OUTLINE DRAWING (nominal dimensions, mm)



### CONNECTIONS



### PACKAGING AND ORDERING INFORMATION

Part no. WF120BD01-01	4 ohm version, individual packaging (one piece per box)
Part no. WF120BD01-02	4 ohm version, bulk packaging
Part no. WF120BD02-01	8 ohm version, individual packaging (one piece per box)
Part no. WF120BD02-02	8 ohm version, bulk packaging