

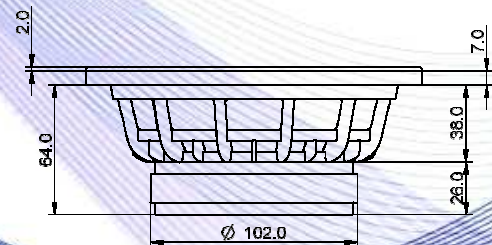
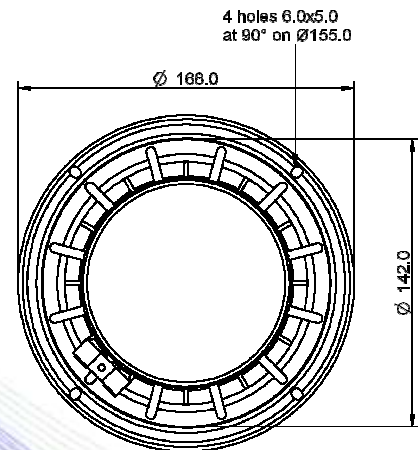
- 1.5" voice coil aluminium former.
- Progressive wave spider.
- Rubber surround with DAR technology.
- Ventilated voice coil to reduce power compression.
- 91.2 dB sensitivity.



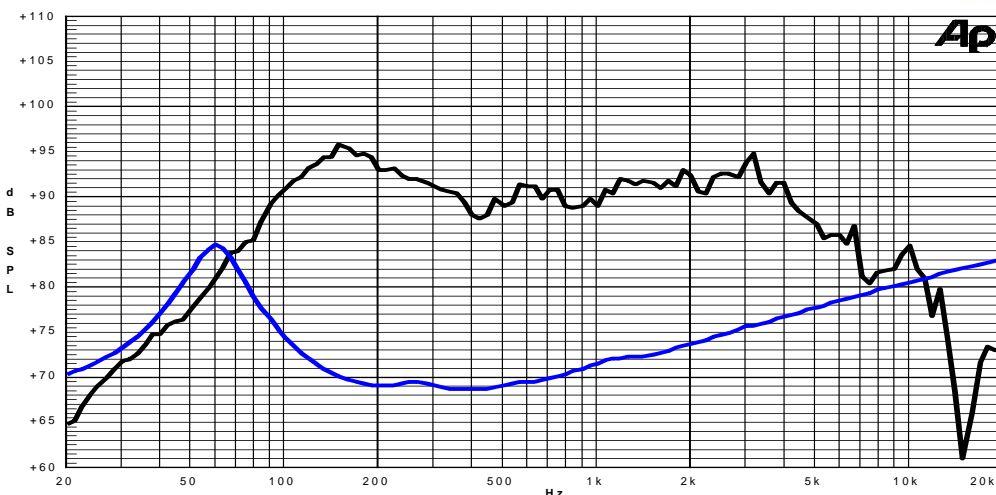
Specifications	
Nominal Diameter	166mm (6")
Nominal Impedance	8Ω
Rated Power AES ⁽¹⁾	80W
Continuous Program Power ⁽²⁾	160W
Sensitivity @ 1W/1m ⁽³⁾	91.2dB
Voice Coil Diameter	38mm (1,5")
Voice Coil Winding Depth	11mm
Magnetic Gap Depth	6mm
Flux Density	1.05T
Magnet Weight	426g
Net Weight	1.5kg

Thiele & Small Parameters ⁽⁴⁾			
Re	5.09Ω	Fs	60.0Hz
Qms	2.79	Qes	0.48
Qts	0.40	Mms	12.6g
Cms	565μm/N	Bxl	7.08Tm
Vas	12.0l	Sd	122.7cm ²
X max ⁽⁵⁾	+/-3.0mm	X var ⁽⁶⁾	+/-6.0mm
η ₀	0.51%	Le (1kHz)	0.54mH

Costructive Characteristics	
Magnet	: Ferrite
Basket Material	: Aluminium Die-Cast
Voice Coil Winding Material	: Copper
Voice Coil Former Material	: Aluminium
Cone Material	: Paper
Cone Treatment	: No
Surround Material	: Rubber
Dust Dome Material	: Paper Ogive



Frequency Response on IEC Baffle (DIN 45575) @ 1W,1m – Free Air Impedance



- Note:
- 1 : Rated Power measured with 2 hours test with pink noise signal, 6dB crest factor, loudspeaker mounted on enclosure
 - 2: Power on Continuous Program is defined as 3 dB greater than the Rated Power
 - 3: Calculated by Thiele & Small parameters
 - 4: Thiele & Small parameters measured with laser system without preconditioning test
 - 5: Measured with respect to a THD of 10% using a parameter-based method
 - 6: Value corresponding to a decay of the Force Factor, or Compliance, or both, equal to the 50% of the small signal value.
 - 7: Drawing dimensions: mm
 - 8: The notch around 400Hz on the frequency response is typical of the measurement on IEC baffle