

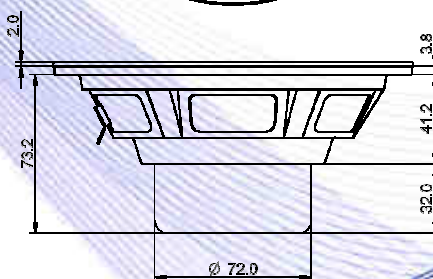
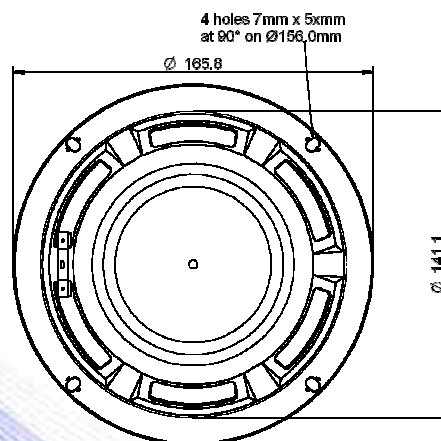
- 1,5" voice coil aluminium former
- Neodymium magnet
- Rubber surround with DAR technology
- Cone waterproof treatment
- Ventilated voice coil to reduce power compression
- 91.0 dB sensitivity



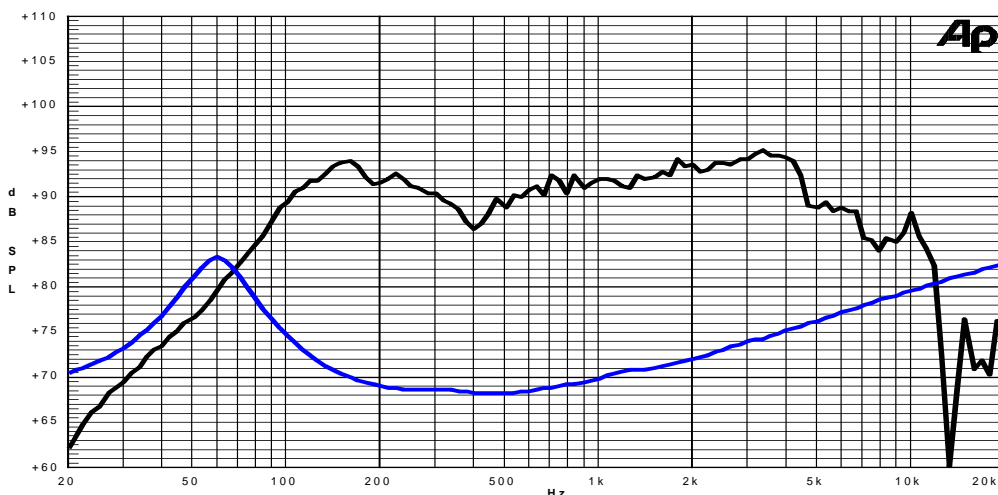
Specifications	
Nominal Diameter	164mm (6")
Nominal Impedance	8Ω
Rated Power AES ⁽¹⁾	100W
Continuous Program Power ⁽²⁾	200W
Sensitivity @ 1W/1m ⁽³⁾	91.0dB
Voice Coil Diameter	38mm (1,5")
Voice Coil Winding Depth	11mm
Magnetic Gap Depth	6mm
Flux Density	1.14T
Magnet Weight	98g
Net Weight	0.9kg

Thiele & Small Parameters ⁽⁴⁾			
Re	5.03Ω	Fs	62.0Hz
Qms	2.22	Qes	0.48
Qts	0.40	Mms	14.0g
Cms	471 μm/N	Bxl	7.53Tm
Vas	10.11	Sd	122.7 cm ²
X max ⁽⁵⁾	+/-2.5mm	X var ⁽⁶⁾	+/-3.9mm
η ₀	0.48%	Le (1kHz)	0.48mH

Constructive Characteristics	
Magnet	: Neodymium
Basket Material	: Pressed Sheet Steel
Voice Coil Winding Material	: Copper
Voice Coil Former Material	: Aluminium
Cone Material	: Paper
Cone Treatment	: Surface Waterproof Treatment
Surround Material	: Rubber
Dust Dome Material	: Paper Ogive



Frequency Response on IEC Baffle (DIN 45575) @ 1W,1m – Free Air Impedance



- Note:
- 1 : Rated Power measured with 2 hours test with pink noise signal, 6dB crest factor, loudspeaker mounted on enclosure
 - 2: Power on Continuous Program is defined as 3 dB greater than the Rated Power
 - 3: Calculated by Thiele & Small parameters
 - 4: Thiele & Small parameters measured with laser system without preconditioning test
 - 5: Measured with respect to a THD of 10% using a parameter-based method
 - 6: Value corresponding to a decay of the Force Factor, or Compliance, or both, equal to the 50% of the small signal value.
 - 7: Drawing dimensions: mm
 - 8: The notch around 400Hz on the frequency response is typical of the measurement on IEC baffle