

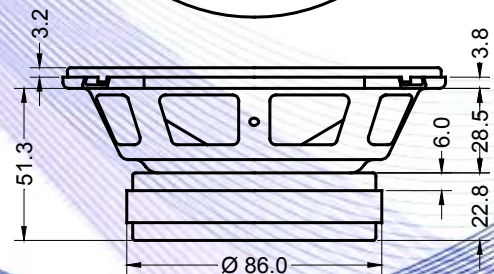
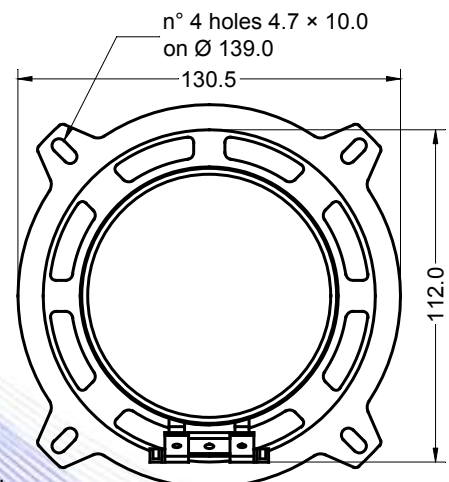
- 1" voice coil Epotex former
- Ferrite magnet circuit with copper ring
- Waterproof cone treatment
- Dual cone
- 89.9 dB sensitivity



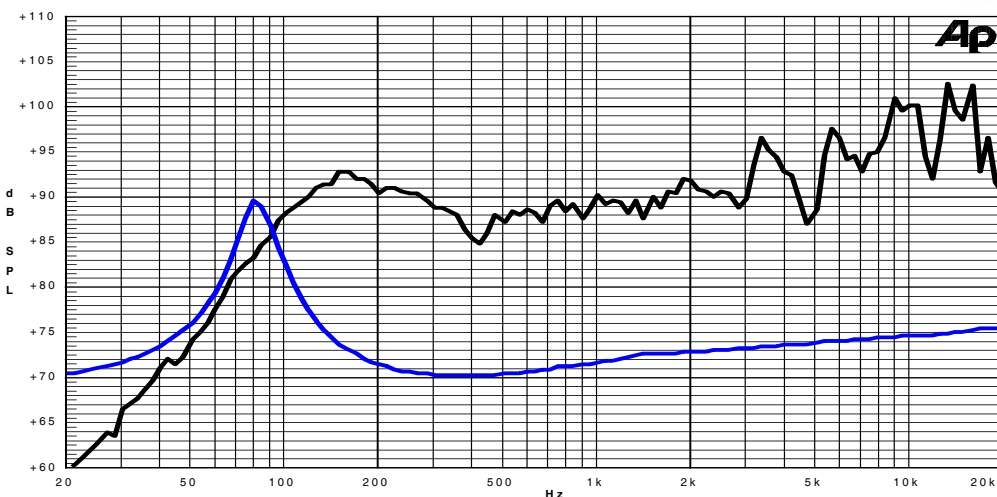
Specifications	
Nominal Diameter	129mm (5")
Nominal Impedance	8Ω
Rated Power AES <sup>(1)</sup>	60W
Continuous Program Power <sup>(2)</sup>	120W
Sensitivity @ 1W/1m <sup>(3)</sup>	89.9dB
Voice Coil Diameter	25mm (1")
Voice Coil Winding Depth	9mm
Magnetic Gap Depth	6mm
Flux Density	0.95T
Magnet Weight	280g
Net Weight	0.9kg

Thiele & Small Parameters <sup>(4)</sup>			
Re	6.09Ω	Fs	81.5Hz
Qms	4.95	Qes	0.60
Qts	0.54	Mms	6.4g
Cms	598μm/N	Bxl	5.73Tm
Vas	5.2l	Sd	78.5cm <sup>2</sup>
X max <sup>(5)</sup>	+/-2.5mm	X var <sup>(6)</sup>	+/-4.0mm
η <sub>0</sub>	0.45%	Le (1kHz)	0.33mH

Constructive Characteristics	
Magnet	: Ferrite
Basket Material	: Pressed Sheet Steel
Voice Coil Winding Material	: Copper
Voice Coil Former Material	: Epotex
Cone Material	: Paper
Cone Treatment	: Surface Waterproof Treatment
Surround Material	: Rubber
Dust Dome Material	: Non Treated Cloth



Frequency Response on IEC Baffle (DIN 45575) @ 1W,1m – Free Air Impedance



- Note:
- 1 : Rated Power measured with 2 hours test with pink noise signal, 6dB crest factor, loudspeaker mounted on enclosure
  - 2: Power on Continuous Program is defined as 3 dB greater than the Rated Power
  - 3: Calculated by Thiele & Small parameters
  - 4: Thiele & Small parameters measured with laser system without preconditioning test
  - 5: Measured with respect to a THD of 10% using a parameter-based method
  - 6: Value corresponding to a decay of the Force Factor, or Compliance, or both, equal to the 50% of the small signal value.
  - 7: Drawing dimensions: mm
  - 8: The notch around 400Hz on the frequency response is typical of the measurement on IEC baffle