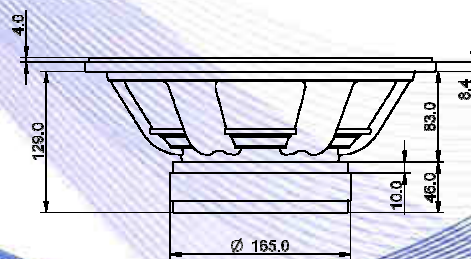
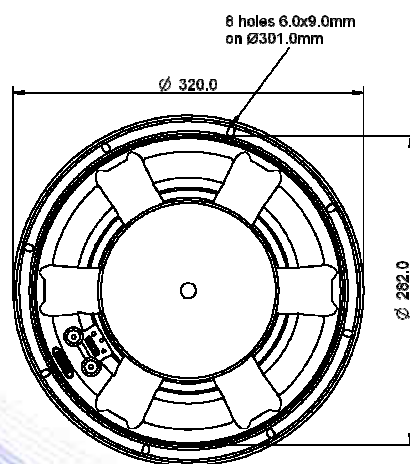


- 3" sandwich voice coil fiberglass former
- Progressive wave Konex spider
- Cloth surround with DAR technology
- Cone waterproof treatment
- Ventilated magnet and voice coil to reduce power compression
- BMF ferrite magnet
- 97.0 dB sensitivity

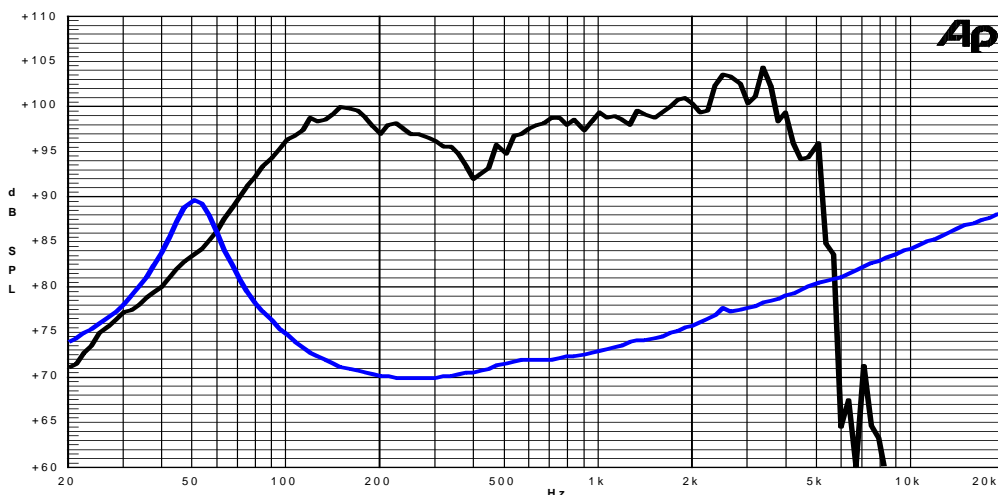
Specifications	
Nominal Diameter	321 mm (12")
Nominal Impedance	8Ω
Rated Power AES ⁽¹⁾	350W
Continuous Program Power ⁽²⁾	700W
Sensitivity @ 1W/1m ⁽³⁾	97.0dB
Voice Coil Diameter	75mm (3")
Voice Coil Winding Depth	17mm
Magnetic Gap Depth	10mm
Flux Density	1.11T
Magnet Weight	1790g
Net Weight	7.2kg

Thiele & Small Parameters ⁽⁴⁾			
Re	5.65Ω	Fs	49.1Hz
Qms	4.21	Qes	0.39
Qts	0.36	Mms	56.8g
Cms	185µm/N	Bxl	15.95Tm
Vas	73.7l	Sd	530.9cm ²
X max ⁽⁵⁾	+/-5.5mm	X var ⁽⁶⁾	+/-9.5mm
η ₀	2.15%	Le (1kHz)	0.73mH

Constructive Characteristics	
Magnet	: Ferrite
Basket Material	: Aluminium Die-Cast
Voice Coil Winding Material	: Aluminium
Voice Coil Former Material	: Fiberglass
Cone Material	: Paper
Cone Treatment	: Surface Waterproof Treatment
Surround Material	: Treated Cloth
Dust Dome Material	: Solid Paper



Frequency Response on IEC Baffle (DIN 45575) @ 1W,1m – Free Air Impedance



- Note:
- 1 : Rated Power measured with 2 hours test with pink noise signal, 6dB crest factor, loudspeaker mounted on enclosure
 - 2: Power on Continuous Program is defined as 3 dB greater than the Rated Power
 - 3: Calculated by Thiele & Small parameters
 - 4: Thiele & Small parameters measured with laser system without preconditioning test
 - 5: Measured with respect to a THD of 10% using a parameter-based method
 - 6: Value corresponding to a decay of the Force Factor, or Compliance, or both, equal to the 50% of the small signal value.
 - 7: Drawing dimensions: mm
 - 8: The notch around 400Hz on the frequency response is typical of the measurement on IEC baffle