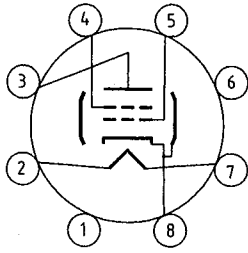


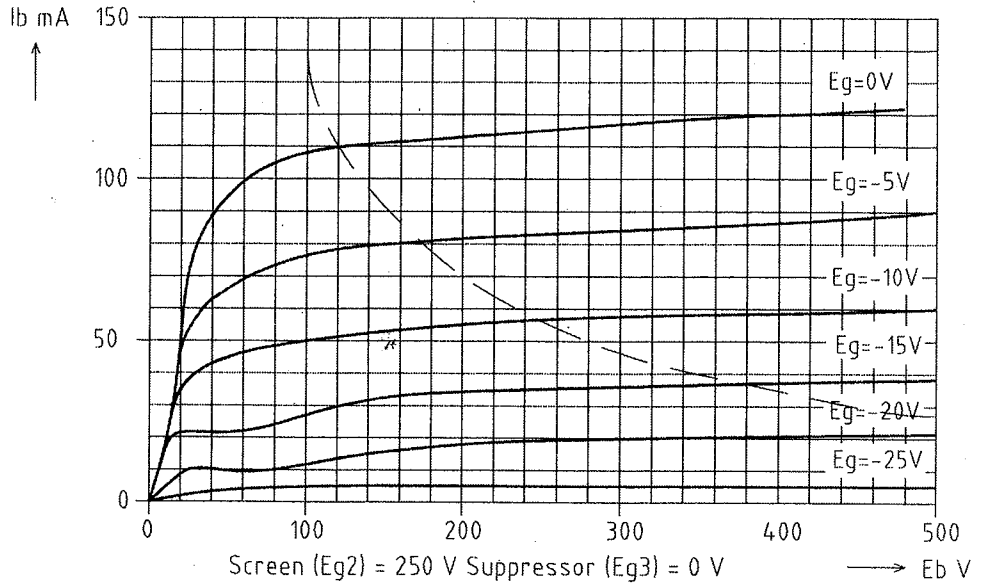
6V6GT/CV511

Pd Max= 14 W

Beam Power Tetrode



Pin #	description
1	N/A
2, 7	heater
3	plate
4	screen
5	grid
6	N/A
8	cathode



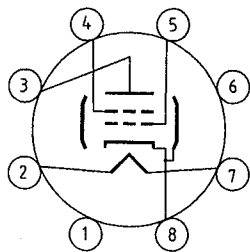
Electrical Data

Heater Voltage, not less than	6.0 V
Heater Voltage, not more than	6.5 V
Heater Current, nominal	0.45 A
Plate Voltage, not more than	450 V
Cathode Current, not more than	80 mA
Plate Dissipation, not more than	14 W
Screen Voltage, not more than	350 V
Screen Dissipation, not more than	2.5 watts
Maximum grid circuit resistance	
fixed bias, not more than	100 Kohms
self bias, not more than	0.5 Mohms
Inter-electrode Capacitances:	
C, grid to plate	0.3pF
C, grid to cathode, heater, screen and suppressor	10 pF
C, plate to cathode, heater, screen and suppressor	7.2 pF
Heater to Cathode Voltage:	+100 V
	-200 V
Transconductance (nominal)	4.1 mA/V
Plate Resistance (nominal)	50K OHM

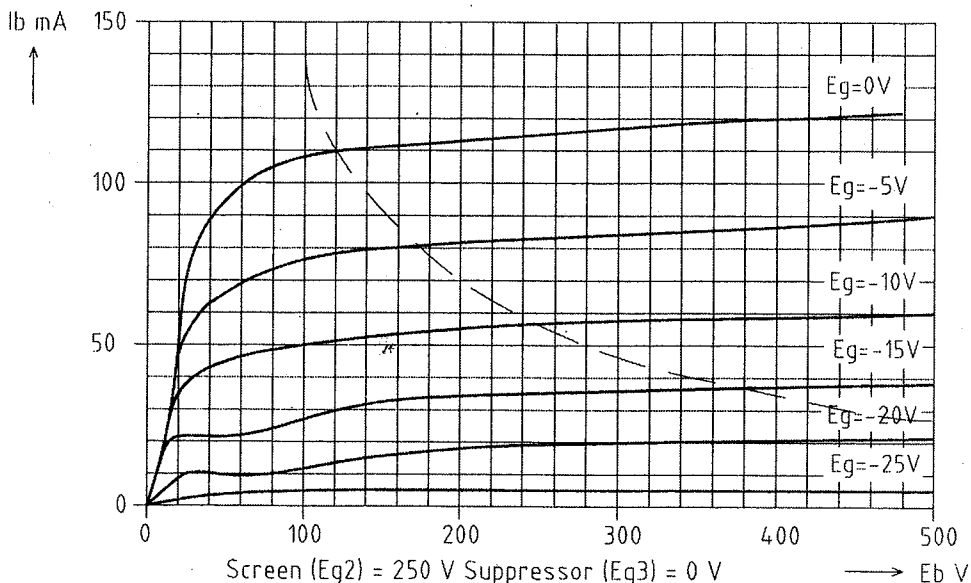
6V6GT/CV511

Pd Max= 14 W

Beam Power Tetrode



Pin #	description
1	N/A
2, 7	heater
3	plate
4	screen
5	grid
6	N/A
8	cathode



Electrical Data

Heater Voltage, not less than	6.0 V
Heater Voltage, not more than	6.5 V
Heater Current, nominal	0.45 A
Plate Voltage, not more than	450 V
Cathode Current, not more than	80 mA
Plate Dissipation, not more than	14W
Screen Voltage, not more than	350 V
Screen Dissipation, not more than	2.5 watts
Maximum grid circuit resistance	
fixed bias, not more than	100 Kohms
self bias, not more than	0.5 Mohms
Inter-electrode Capacitances:	
C, grid to plate	0.3pF
C, grid to cathode, heater, screen and suppressor	10 pF
C, plate to cathode, heater, screen and suppressor	7.2 pF
Heater to Cathode Voltage:	+100 V
	-200 V
Transconductance (nominal)	4.1 mA/V
Plate Resistance (nominal)	50K OHM