



Electronic Components

High Quality

# CAPACITORS

- CONDUCTIVE POLYMER HYBRID ALUMINUM ELECTROLYTIC CAPACITORS
- ALUMINUM ELECTROLYTIC CAPACITORS WITH CONDUCTIVE POLYMER SOLID ELECTROLYTE
- ALUMINUM ELECTROLYTIC CAPACITORS
- ELECTRIC DOUBLE LAYER CAPACITORS "DYNACAP®"
- PLASTIC FILM CAPACITORS

**ELNA** CO., LTD.

CAT.No.2019/2020E

## Certifications of Quality Management System (as of Dec. 2018)

| Factory  | Applicable Standard | Certification Number           | Item   | Applicable Organization |
|--|---------------------|--------------------------------|--|-------------------------|
| ELNA TOHOKU CO., LTD.<br>AOMORI Factory<br>(Japan) | ISO 9001            | JP05/060268                    | Aluminum electrolytic capacitors<br>Conductive Polymer Hybrid Aluminum Electrolytic Capacitors<br>Aluminum Electrolytic Capacitors With Conductive Polymer Solid Electrolyte<br>Electric double layer capacitors | SGS                     |
|  | IATF 16949          | IATF0282303<br>SGS JP14/062589 | Aluminum electrolytic capacitors<br>Conductive Polymer Hybrid Aluminum Electrolytic Capacitors<br>Aluminum Electrolytic Capacitors With Conductive Polymer Solid Electrolyte<br>Electric double layer capacitors | SGS                     |
| TANIN ELNA CO., LTD.<br>(Thailand)                 | IATF 16949          | IATF0320356<br>44 111 060686   | Aluminum electrolytic capacitors<br>Electric double layer capacitors   | TÜV                     |
|  | ISO 9001            | 44 100 990506                  | Aluminum electrolytic capacitors<br>Electric double layer capacitors   | TÜV                     |
| ELNA-SONIC SDN. BHD.<br>(Malaysia)                 | IATF 16949          | IATF0336376<br>17318-T         | Aluminum electrolytic capacitors   | Kiwa                    |
|  | ISO 9001            | IAF19, 22<br>17318-A           | Aluminum electrolytic capacitors   | Kiwa                    |

## Certifications of Environmental Management System (as of Nov. 2018)

| Factory  | Applicable Standard | Certification Number | Applicable Organization       |
|--|---------------------|----------------------|-------------------------------|
| ELNA TOHOKU CO., LTD.<br>AOMORI Factory<br>(Japan) | ISO 14001           | JQA-EM2918           | Japan Quality Assurance (JQA) |
| TANIN ELNA CO., LTD.<br>(Thailand)                 | ISO 14001           | 04104 990506         | TÜV                           |
| ELNA-SONIC SDN. BHD.<br>(Malaysia)                 | ISO 14001           | MY03/60718           | SGS                           |

### Please read the following warning and cautions !!

The Electronic components shown in this catalog are designed and produced mainly for such general purpose electronic equipment as audio and visual equipment, home appliances, office equipment and information processing and communication equipment.

If you wish to use these components in medical equipment, transportation equipment, (automotive, train, ships, etc), aircraft, spacecraft, security systems or other equipment that requires high security application, you are required to confirm application through your own testing and own judgment.

Regardless of a component intended use, if high safety application is required, it is recommended that you shall establish a protective or redundant circuit and shall conduct own evaluation test.

It is highly recommended that you shall follow our "Cautions for using"

Also it is recommended that you shall obtain technical specifications from Elna Co., Ltd to ensure that the component is suitable for your intended use.

It is not our responsibility for any kind of problems without technical specifications.

Specifications and dimensions shown in this catalog are subject to change without prior notice.

Be sure to read “Cautions for Using Electrolytic Capacitors”, before using those products.

|          |   |       |                       |
|----------|---|-------|-----------------------|
| <b>1</b> | <b>Aluminum Electrolytic Capacitors</b>   | — 5   | ALUMINUM              |
|          | <b>Conductive Polymer Hybrid Aluminum Electrolytic Capacitors</b>                 |       | POLYMER<br>HYBRID     |
|          | <b>Aluminum Electrolytic Capacitors With Conductive Polymer Solid Electrolyte</b> | — 23  |                       |
|          | <b>Chip Type Aluminum Electrolytic Capacitors</b>                                 | — 55  | CHIP<br>ALUMINUM      |
|          | <b>Miniature Type Aluminum Electrolytic Capacitors</b>                            | — 99  | MINIATURE<br>ALUMINUM |
|          | <b>Large Capacitance Aluminum Electrolytic Capacitors</b>                         | — 155 | LARGE<br>ALUMINUM     |
|          | <b>Aluminum Electrolytic Capacitors for Audio</b>                                 | — 207 | FOR AUDIO<br>ALUMINUM |
| <b>2</b> | <b>Electric Double Layer Capacitors “DYNACAP”</b>                                 | — 231 | EDLC                  |
| <b>3</b> | <b>Plastic film Capacitors</b>  | — 273 | PLASTIC<br>FILM       |

## ■ “GREEN CAP”

“GREEN CAP”, ELNA considers the global environment and it is a product that doesn't use the hazardous substance and “Lead Free” in the plating of terminals and outer Sleeves.

The product in this catalog is 'GREEN CAP'.

The hazardous substance is

Pb : lead, Cr<sup>6+</sup> : hexavalent chromium, Hg : mercury and Cd : cadmium,  
PBB : the polybrominated biphenyl, PBDE : the polybromo-diphenyl ether,

## ■ Regarding to various environmental Regulations

- It suits “EU RoHS Directives”.
- According to the content of RIP3.8TGD(Technical Guidance Document which is published on 26 May 2008), our electronic components are “articles without any intended release”.  
Therefore they are not applicable for “Registration” for EU REACH Regulation Article 7 (1).  
ELNA develops the products without substance of very high concern(SVHC). DEHP(CASNo.117-81-7) was contained as some covering material.
- If you need “Halogen-Free” products, please consult with us.

## Terminal area plating material and sleeve material

### ● Aluminum (Polymer hybrid,Conductive Polymer Solid Electrolyte) electrolytic capacitors

| Category           |                                    | Terminal area plating | Plating thickness | Sleeve               |
|--------------------|------------------------------------|-----------------------|-------------------|----------------------|
| SMD<br>(Chip type) | φ 3 to 6.3                         | Sn-Bi                 | 12μm              | Sleeve less          |
|                    | φ 8,10                             | Sn-Bi                 | 12μm              | Sleeve less (or PET) |
|                    | φ 12.5                             | Sn 100%               | 12μm              | Sleeve less (or PET) |
|                    | φ 16 to 18                         | Sn 100%               | 12μm              | Sleeve less          |
|                    | Supplementary terminal of RT* type | Sn 100%               | 12μm              | Sleeve less (or PET) |
| Lead terminal      |                                    | Sn 100%               | 12μm              | Sleeve less (or PET) |
| Snap-in            |                                    | Sn 100%               | 12μm              | PET                  |
| Screw terminal     |                                    | —                     |                   | PET                  |

### ● Electric double layer capacitors

| Category          |                  | Terminal area plating | Plating thickness | Sleeve |             |
|-------------------|------------------|-----------------------|-------------------|--------|-------------|
| Coin cell         | SMD              | Single cell           | Sn 100% or Sn+Cu  | 5μm    | Sleeve less |
|                   |                  | Piled cell            | Sn 100%           | 5μm    | PET         |
|                   | Lead type        | Sn 100%               | 5μm               | PET    |             |
| Large capacitance | Lead terminal    | Sn 100%               | 12μm              | PET    |             |
|                   | Snap-in terminal | Sn 100%               | 12μm              | PET    |             |

Note : Sn : Tin Bi : Bismuth Cu : Copper

Please inquire when hoping excluding the above-mentioned terminal plating and sleeve.

**■ About the Sn whisker**

**1. Sn whisker-generating mechanism on the lead wire**

On the surface of the lead wire, Sn and aluminum will get mixed instead of getting dissolved.

The surface condition is complex, aluminum will expand due to the heat and humid causing the oxidation and hydration. This reaction will cause the inner stress and influence the development of the whisker.

**2. Generation control of the Sn whisker**

In the past, Sn whisker was reduced by adding a lead(Pb). Aluminum electrolytic capacitor was also using the Sn-plate with Pb on the lead wire.

But due to environmental regulation such as the “ELV” and “RoHS”, Pb was strictly prohibited since 2000.

Lead wire not containing the Pb was used, which caused the Sn whisker problem to happen again.

Since Sn whisker is influenced by the mixture of aluminum, method of reducing the aluminum on the welding surface was to clean the lead terminal using the alkali.

However since the welding area of the large case size is larger compared to the small ones, whisker will generate even if it is cleaned by alkali. This whisker will scatter outside of the capacitor and potentially cause the short-circuit. Countermeasure of keeping the whisker inside the capacitor is being discussed.

**3. Prevention of scattering of Sn whisker**

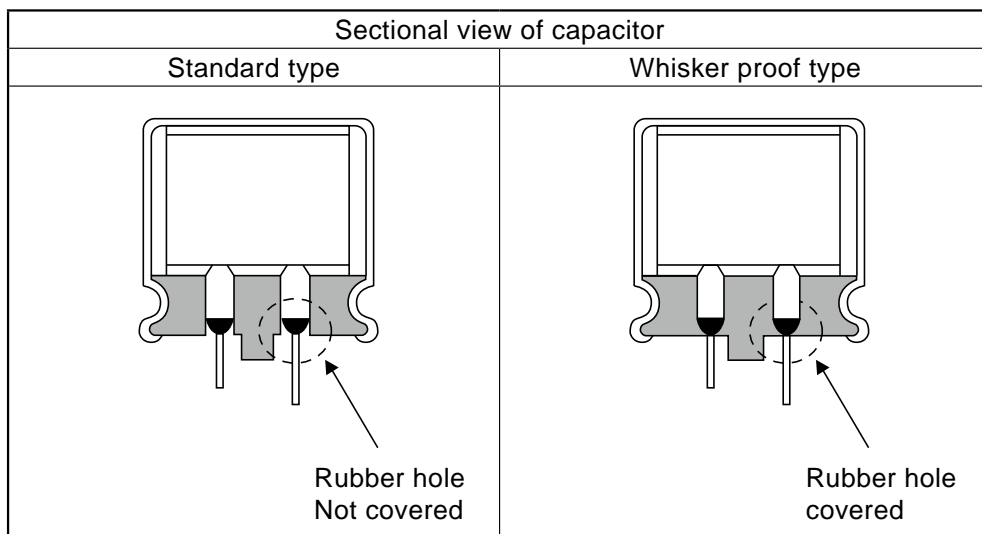
In the past Sn-plate with Pb was used and recently plate with Bi is being introduced to prevent the whisker from generating. However the whisker will still generate under the temperature and moisture condition.

Therefore, the current method of preventing the whisker will not completely prevent the whisker from generating.

In our company, we are developing and supplying products with design of preventing the whisker from scattering outside the capacitor.

This design corresponds to series such as the RJD and RJE for 105°C use, RKD and RPK for 125°C use.

If it is required for the other series, please feel free to make an inquiry.



## Ordering Information

Please order by the multiples of the minimum order quantity (MOQ).

### Aluminum Electrolytic Capacitors

| Classification  | Case Size<br>φD×L (mm)        | Quantity (PCS.)                 |            |              |            |                   |               |            |       |       |
|---|-------------------------------|---------------------------------|------------|--------------|------------|-------------------|---------------|------------|-------|-------|
|   |                               | Long lead                       |            | Forming lead |            | Taping (flat box) | Taping (reel) |            |       |       |
|   |                               | (Q'ty/Bag)                      | MOQ/Box    | (Q'ty/Bag)   | MOQ/Box    | MOQ/Box           | MOQ/Reel      | (Q'ty/Box) |       |       |
| Aluminum Electrolytic Capacitors With Conductive Polymer Solid Electrolyte Conductive Polymer Hybrid Aluminum Electrolytic Capacitors | Chip Type                     | φ5 to φ6.3×4.0 to 7.7           | —          | —            | —          | —                 | —             | 1,000      | 5,000 |       |
|   |                               | φ8×6.7 to 7.7                   | —          | —            | —          | —                 | —             | 1,000      | 5,000 |       |
|   | 04 Type                       | φ8×8.7 to 10.5, φ10×7.7 to 10.5 | —          | —            | —          | —                 | —             | —          | 500   | 2,000 |
|   |                               | φ10×12.5                        | —          | —            | —          | —                 | —             | —          | 400   | 1,600 |
|   |                               | φ6.3×8                          | 200        | 2,000        | 200        | 2,000             | 2,000         | —          | —     | —     |
|   |                               | φ8×8 to 10                      | 200        | 2,000        | 200        | 2,000             | 1,000         | —          | —     | —     |
| Chip Type   | φ10×10 to 12.5                | 200                             | 1,000      | 200          | 1,000      | 500               | —             | —          | —     |       |
|   | φ4                            | —                               | —          | —            | —          | —                 | 2,000         | 10,000     | —     |       |
|   | φ5 to φ6.3×4.5 to 7.7, φ8×6.5 | —                               | —          | —            | —          | —                 | 1,000         | 5,000      | —     |       |
|   | φ8 to φ10×10 to 10.5          | —                               | —          | —            | —          | —                 | 500           | 2,000      | —     |       |
|   | φ12.5×13.5                    | —                               | —          | —            | —          | —                 | 200           | 1,000      | —     |       |
|   | φ16×16.5, φ18×16.5            | —                               | —          | —            | —          | —                 | 125           | 250        | —     |       |
| 04 Type   | φ16×21.5, φ18×21.5            | —                               | —          | —            | —          | —                 | 75            | 150        | —     |       |
|   | φ4 to φ5×5, φ4×7              | 200                             | 2,000      | 200          | 5,000      | 2,000             | —             | —          | —     |       |
|   | φ5×7                          | 200                             | 2,000      | 200          | 4,000      | 2,000             | —             | —          | —     |       |
|   | φ6.3×5, φ6.3×7                | 200                             | 2,000      | 200          | 2,000      | 2,000             | —             | —          | —     |       |
|   | φ8×5 to 7                     | 200                             | 2,000      | 200          | 2,000      | 1,000             | —             | —          | —     |       |
|   | φ5 to φ6.3×11, 11.5           | 200                             | 2,000      | 200          | 2,000      | 2,000             | —             | —          | —     |       |
|   | φ8×11.5, 12                   | 200                             | 2,000      | 200          | 2,000      | 1,000             | —             | —          | —     |       |
|   | φ8×15                         | 200                             | 1,000      | 200          | 1,000      | 1,000             | —             | —          | —     |       |
|   | φ8×20                         | 200                             | 1,000      | 200          | 1,000      | 1,000             | —             | —          | —     |       |
|   | φ10×12.5                      | 200                             | 1,000      | 200          | 1,000      | 500               | —             | —          | —     |       |
|   | φ10×16                        | 200                             | 1,000      | 200          | 1,000      | 500               | —             | —          | —     |       |
|   | φ10×20                        | 200                             | 1,000      | 200          | 1,000      | 500               | —             | —          | —     |       |
|   | φ10×25 to 30                  | 200                             | 1,000      | 100 (200)    | 500 (1000) | 500               | —             | —          | —     |       |
|   | φ12.5×15 to 20                | 100                             | 1,000      | 100          | 1000 (500) | 500               | —             | —          | —     |       |
|   | φ12.5×25                      | 100                             | 500 (1000) | 100          | 1000 (500) | 500               | —             | —          | —     |       |
|   | φ12.5×30                      | 100                             | 500        | 200 (100)    | 2000 (500) | 500               | —             | —          | —     |       |
|   | φ12.5×35                      | 100                             | 500        | 200 (100)    | 2000 (500) | 500               | —             | —          | —     |       |
|   | φ12.5×40                      | 100                             | 500 (100)  | 200 (100)    | 2000 (500) | —                 | —             | —          | —     |       |
|   | φ16×16 to 25                  | 100                             | 500        | 100          | 1000 (100) | —                 | —             | —          | —     |       |
|   | φ16×31.5 to 35.5              | 50                              | 200 (400)  | 100          | 1000 (100) | —                 | —             | —          | —     |       |
|   | φ16×40                        | 50 (100)                        | 100        | 100          | 800 (100)  | —                 | —             | —          | —     |       |
|   | φ18×16                        | 50                              | 100        | 100          | 1000 (100) | —                 | —             | —          | —     |       |
|   | φ18×20                        | 50 (100)                        | 100 (500)  | 100          | 1000 (100) | —                 | —             | —          | —     |       |
|   | φ18×25                        | 50 (100)                        | 100 (400)  | 100          | 1000 (100) | —                 | —             | —          | —     |       |
|   | φ18×31.5 to 35.5              | 50                              | 100        | 100          | 1000 (100) | —                 | —             | —          | —     |       |
|   | φ18×40 to 50                  | 50                              | 250 (100)  | 100          | 800 (100)  | —                 | —             | —          | —     |       |
|   | φ20×25 to 50                  | 50                              | 100        | 100          | 600 (100)  | —                 | —             | —          | —     |       |
| φ22×40 to 50  | 50                            | 100 (200)                       | 100        | 400 (100)    | —          | —                 | —             | —          |       |       |
| LA*, LT*  | φ22 to φ25                    | —                               | 100        | —            | —          | —                 | —             | —          | —     |       |
|   | φ30 to φ35                    | —                               | 50         | —            | —          | —                 | —             | —          | —     |       |
| 331 Type or Others  | φ36 to φ101                   | —                               | *          | —            | —          | —                 | —             | —          | —     |       |

(Note) It may become the numerical value in ( ).

\* Please inquire.

### Electric Double Layer Capacitors

| Series                              | Case size<br>φD×L (mm) | Quantity (PCS.) |            |               |         |                   |                 |                 |   |
|-------------------------------------|------------------------|-----------------|------------|---------------|---------|-------------------|-----------------|-----------------|---|
|                                     |                        | Long lead       |            | Standard lead |         | Taping (flat box) | Taping (reel)   |                 |   |
|                                     |                        | (Q'ty/Bag)      | MOQ/Box    | (Q'ty/Bag)    | MOQ/Box | MOQ/Box           | MOQ/Reel        | (Q'ty/Box)      |   |
| DX, DXJ, DXN, DXS (H or V Terminal) | φ11.5                  | —               | —          | 200           | 2,000   | —                 | —               | —               |   |
| DX, DXJ, DXN (V Terminal)           | φ19                    | —               | —          | 100           | 500     | —                 | —               | —               |   |
| DH, DHL, DHC, DBJ                   | φ13.5                  | —               | —          | 200           | 1,000   | —                 | —               | —               |   |
| DB, DBN, DBS                        | φ21.5                  | —               | —          | 100           | 500     | —                 | —               | —               |   |
| DC, DCK                             | φ6.8                   | —               | —          | 200           | 6,000   | —                 | —               | —               |   |
| DS, DSK                             | φ4.8                   | —               | —          | —             | —       | —                 | 2,000           | 10,000          |   |
|                                     | φ6.8                   | —               | —          | —             | —       | —                 | 1,500 to 2,000* | 6,000 to 8,000* |   |
| DVN, DVS                            | φ12.5×8.5              | —               | —          | —             | —       | —                 | 300             | 1,500           |   |
| DVL                                 | φ12.5×10.5             | —               | —          | —             | —       | —                 | 250             | 1,250           |   |
| Series                              | Case size<br>φD×L (mm) | Quantity (PCS.) |            |               |         |                   |                 |                 |   |
|                                     |                        | Long lead       |            | Forming lead  |         | Taping (flat box) | Taping (reel)   |                 |   |
|                                     |                        | (Q'ty/Bag)      | MOQ/Box    | (Q'ty/Bag)    | MOQ/Box | MOQ/Box           | MOQ/Reel        | (Q'ty/Box)      |   |
| DU<br>DUK<br>DZ<br>DZN<br>DZH       | φ6.3                   | 200             | 2,000      | 200           | 2,000   | 2,000             | —               | —               |   |
|                                     | φ8×12                  | 200             | 2,000      | 200           | 2,000   | 1,000             | —               | —               |   |
|                                     | φ8×15 to 22            | 200             | 1,000      | 200           | 1,000   | 1,000             | —               | —               |   |
|                                     | φ10×20 to 25           | 200             | 1,000      | 100           | 500     | 500               | —               | —               |   |
|                                     | φ10×30 to 35           | 200             | 1,000      | 100           | 500     | 500               | —               | —               |   |
|                                     | φ12.5×25               | 100             | 500        | 100           | 1,000   | 500               | —               | —               |   |
|                                     | φ12.5×35               | 100             | 500        | 200           | 2,000   | —                 | —               | —               |   |
|                                     | φ16×20 to 25           | 100             | 500        | 100           | 1,000   | —                 | —               | —               |   |
|                                     | φ16×31.5 to 35.5       | 50              | 200        | 100           | 1,000   | —                 | —               | —               |   |
|                                     | φ16×40                 | 50              | 100        | 100           | 800     | —                 | —               | —               |   |
|                                     | φ18×35                 | 50              | 100        | 100           | 1,000   | —                 | —               | —               |   |
|                                     | φ18×40                 | 50              | 250        | 100           | 800     | —                 | —               | —               |   |
|                                     | φ25                    | —               | 50 or 100* | —             | —       | —                 | —               | —               | — |
|                                     | φ35                    | —               | 50 or 100* | —             | —       | —                 | —               | —               | — |
| DZP                                 | 8.5×17×16              | —               | *          | —             | —       | —                 | —               | —               |   |
|                                     | 8.5×17×24              |                 |            |               |         |                   |                 |                 |   |
|                                     | 10.5×21×29             |                 |            |               |         |                   |                 |                 |   |
|                                     | 10.5×21×39             |                 |            |               |         |                   |                 |                 |   |

\* Please inquire.

# ELNA<sup>®</sup>

## Aluminum Electrolytic Capacitors

### List of Contents

|   |     |
|---|-----|
| 1. Type List for Aluminum Electrolytic Capacitors .....   | 6   |
| 2. Systematized Classification of<br>Aluminum Electrolytic Capacitors .....   | 9   |
| 3. Product Symbol System for Aluminum Electrolytic Capacitors .....   | 12  |
| 4. Recommended Land Pattern and Size, for Chip Type .....   | 13  |
| 5. Recommended Soldering Conditions .....   | 14  |
| 6. Recommended Taping for Chip Type .....   | 16  |
| 7. Lead Forming and Taping for Lead Type .....  | 17  |
| 8. Cautions for Using Conductive Polymer Hybrid,<br>Conductive Polymer Solid Electrolyte Aluminum Electrolytic Capacitors ..... | 24  |
| 9. Specifications for Conductive Polymer Hybrid Aluminum<br>Electrolytic Capacitors by Series .....                             | 28  |
| 10. Specifications for Aluminum Electrolytic Capacitors<br>With Conductive Polymer Solid Electrolyte by Series .....            | 38  |
| 11. Cautions for Using Aluminum Electrolytic Capacitors .....   | 50  |
| 12. Specifications for Chip Type Aluminum<br>Electrolytic Capacitors by Series .....  | 55  |
| 13. Specifications for Miniature Aluminum Electrolytic Capacitors by Series .....   | 99  |
| 14. Specifications for Large Aluminum Electrolytic Capacitors by Series .....   | 155 |
| 15. Specifications for Aluminum Electrolytic Capacitors for Audio by series .....   | 207 |
| 16. Technical Notes of Aluminum Electrolytic Capacitors .....   | 220 |
| 17. Technical Data of Aluminum Electrolytic Capacitors .....  | 226 |





## Type List for Aluminum Electrolytic Capacitors

★ : New series  
☆ : Upgrade

### ● Aluminum (Conductive Polymer, Hybrid) Electrolytic Capacitors

| Category | Series | Page | Application   | Category Temp. Range (°C) |      | Life time Range (hours) |      | Rated Voltage Range (V.DC) |      | Rated Capacitance Range (μF) |      | Size range φD x L (mm) |           | Outside color | JIS Configurati | Note |
|----------|--------|------|---|---------------------------|------|-------------------------|------|----------------------------|------|------------------------------|------|------------------------|-----------|---------------|-----------------|------|
|          |        |      |   | Min.                      | Max. | Min.                    | Max. | Min.                       | Max. | Min.                         | Max. | Min.                   | Max.      |               |                 |      |
| Hybrid   | HV     | 28   | Low ESR Hybrid Polymer Chip                               | -55                       | +105 | 10000                   |      | 6.3                        | 100  | 10                           | 820  | 5×5.8                  | 12.5×13.5 | Silver        | 32              | ☆    |
|          | HT     | 28   | Low ESR Hybrid Polymer Chip, Vibration resistance         | -55                       | +105 | 10000                   |      | 6.3                        | 100  | 15                           | 820  | 8×10                   | 12.5×13.5 | Silver        | 32              | ☆    |
|          | HVK    | 30   | Low ESR, 125°C, Hybrid Polymer Chip                       | -55                       | +125 | 4000                    | 6000 | 6.3                        | 100  | 10                           | 820  | 5×5.8                  | 12.5×13.5 | Silver        | 32              | ☆    |
|          | HTK    | 30   | Low ESR, 125°C, Hybrid Polymer Chip, Vibration resistance | -55                       | +125 | 4000                    | 6000 | 6.3                        | 100  | 15                           | 820  | 8×10                   | 12.5×13.5 | Silver        | 32              | ☆    |
|          | HVX    | 32   | Low ESR, 135°C, Hybrid Polymer Chip                       | -55                       | +135 | 4000                    |      | 16                         | 50   | 68                           | 470  | 8×10                   | 10×10     | Silver        | 32              | ☆    |
|          | HTX    | 32   | Low ESR, 135°C, Hybrid Polymer Chip, Vibration resistance | -55                       | +135 | 4000                    |      | 16                         | 50   | 68                           | 470  | 8×10                   | 10×10     | Silver        | 32              | ☆    |
|          | HR     | 34   | Low ESR Hybrid Polymer, lead terminal type                | -55                       | +105 | 10000                   |      | 25                         | 100  | 15                           | 560  | 8×10                   | 10×12.5   | Silver        | 04              | ★    |
|          | HRK    | 36   | Low ESR, 125°C, Hybrid Polymer, lead terminal type        | -55                       | +125 | 4000                    | 6000 | 25                         | 100  | 15                           | 560  | 8×10                   | 10×12.5   | Silver        | 04              | ★    |
| Polymer  | PVG    | 38   | Ultra Low ESR Conductive Polymer Chip                     | -55                       | +105 | 2000                    |      | 2.5                        | 6.3  | 120                          | 1200 | 5×5.7                  | 10×7.7    | Silver        | 32              |      |
|          | PVX    | 40   | Ultra Low ESR Conductive Polymer Chip                     | -55                       | +105 | 2000                    |      | 2.5                        | 10   | 100                          | 1200 | 5×5.7                  | 10×7.7    | Silver        | 32              |      |
|          | PVM    | 42   | Super Low ESR Conductive Polymer Chip                     | -55                       | +105 | 2000                    |      | 2.5                        | 16   | 33                           | 1200 | 5×5.7                  | 10×7.7    | Silver        | 32              |      |
|          | PVK    | 44   | Super Low ESR, High Temp. Conductive Polymer Chip         | -55                       | +125 | 1000                    |      | 2.5                        | 16   | 33                           | 1000 | 6.3×5.7                | 10×7.7    | Silver        | 32              |      |
|          | PRM    | 46   | Super Low ESR Conductive Polymer, lead terminal type      | -55                       | +105 | 2000                    |      | 2.5                        | 10   | 220                          | 1500 | 6.3×8.0                | 10×12.5   | Silver        | 04              |      |

### ● Chip Type Aluminum Electrolytic Capacitors

| Category                                 | Series | Page                      | Application                                       | Category Temp. Range (°C) |      | Life time Range (hours) |      | Rated Voltage Range (V.DC) |      | Rated Capacitance Range (μF) |         | Size range φD x L (mm) |           | Outside color | JIS Configurati | Note |
|--|--------|---------------------------|---|---------------------------|------|-------------------------|------|----------------------------|------|------------------------------|---------|------------------------|-----------|---------------|-----------------|------|
|  |        |                           |   | Min.                      | Max. | Min.                    | Max. | Min.                       | Max. | Min.                         | Max.    | Min.                   | Max.      |               |                 |      |
| Standard                                 | RV4    | 58                        | 4.5mm L   | -40                       | +85  | 2000                    |      | 6.3                        | 50   | 1                            | 100     | 4×4.5                  | 6.3×4.5   | Silver        | 32              |      |
|  | RV5    | 56                        | High CV   | -40                       | +85  | 2000                    |      | 4                          | 100  | 1                            | 2200    | 4×5.3                  | 12.5×13.5 | Silver        | 32              |      |
|  | RVB    | 59                        | Non Polarized                                     | -40                       | +85  | 2000                    |      | 6.3                        | 50   | 1                            | 47      | 4×5.3                  | 6.3×5.3   | Silver        | 32              |      |
| High Reliability                         | RVE    | 89                        | 105°C , 4.5mmL                                    | -40                       | +105 | 1000                    |      | 6.3                        | 50   | 1                            | 100     | 4×4.5                  | 6.3×4.5   | Silver        | 32              |      |
|  | RVS    | 60                        | 105°C , 5.5mm L                                   | -55                       | +105 | 1000                    |      | 6.3                        | 50   | 1                            | 1500    | 4×5.3                  | 10×10.5   | Silver        | 32              |      |
|  | RVL    | 62                        | 105°C , 5.5mm L                                   | -55                       | +105 | 2000                    |      | 6.3                        | 50   | 1                            | 100     | 4×5.7                  | 6.3×5.7   | Silver        | 32              |      |
|  | RVJ    | 64                        | 105°C, Higher Capacitance                         | -55                       | +105 | 2000                    | 5000 | 6.3                        | 100  | 10                           | 1000    | 8×6.5                  | 12.5×13.5 | Silver        | 32              |      |
|  | RVR    | 66                        | 105°C, Long Life, High CV                         | -40                       | +105 | 2000                    |      | 4                          | 50   | 1                            | 1500    | 4×5.3                  | 10×10.5   | Silver        | 32              |      |
|  | RVI    | 90                        | 105°C , Non Polarized, 2000h                      | -40                       | +105 | 2000                    |      | 6.3                        | 50   | 1                            | 47      | 4×5.8                  | 6.3×5.8   | Silver        | 32              |      |
|  | RVC    | 68                        | 105°C, 3000h/5000h                                | -40                       | +105 | 3000                    | 5000 | 6.3                        | 50   | 1                            | 1000    | 4×5.8                  | 10×10     | Silver        | 32              |      |
| RZH                                      | 70     | 105°C, 5000h/7000h        | -55   | +105                      | 5000 | 7000                    | 6.3  | 35                         | 22   | 1000                         | 6.3×5.8 | 10×10                  | Silver    | 32            | ★               |      |
| Low Impedance, Low ESR, High Reliability | RVZ    | 72                        | 105°C , Low Impedance                             | -55                       | +105 | 1000                    | 5000 | 6.3                        | 35   | 4.7                          | 2700    | 4×5.3                  | 12.5×13.5 | Silver        | 32              |      |
|  | RVD    | 74                        | 105°C , Low Impedance, Long life                  | -55                       | +105 | 2000                    | 5000 | 6.3                        | 100  | 4.7                          | 2200    | 4×5.8                  | 12.5×13.5 | Silver        | 32              |      |
|  | RVV    | 76                        | 105°C , Low Impedance, High CV                    | -55                       | +105 | 2000                    |      | 6.3                        | 50   | 33                           | 1500    | 6.3×5.8                | 10×10     | Silver        | 32              | ☆    |
|  | RZD    | 78                        | 105°C , Low Impedance, High CV                    | -55                       | +105 | 2000                    |      | 6.3                        | 80   | 22                           | 2200    | 6.3×5.8                | 10×10     | Silver        | 32              | ☆    |
|  | RVT    | 80                        | 125°C , Low ESR                                   | -40                       | +125 | 1000                    | 5000 | 10                         | 100  | 4.7                          | 1000    | 4×5.8                  | 12.5×13.5 | Silver        | 32              |      |
|  | RZJ    | 82                        | 125°C , Low ESR, Long Life                        | -40                       | +125 | 2000                    | 3000 | 10                         | 35   | 47                           | 470     | 6.3×7.7                | 10×10     | Silver        | 32              | ★    |
|  | RZF    | 84                        | 125°C , Low ESR, Long Life, High CV               | -40                       | +125 | 2000                    | 4000 | 10                         | 80   | 22                           | 680     | 6.3×5.8                | 10×10     | Silver        | 32              | ☆    |
|  | RZE    | 86                        | 125°C , Low ESR, High CV                          | -40                       | +125 | 2000                    |      | 35                         | 35   | 47                           | 100     | 6.3×7.7                |           | Silver        | 32              | ☆    |
| RVX                                      | 88     | 135°C, Higher Reliability | -40   | +135                      | 1000 |                         | 25   | 35                         | 22   | 330                          | 8×10    | 10×10                  | Silver    | 32            |                 |      |
| For Vibration Resistance                 | RTZ    | 92                        | 105°C, Low Z, High CV, 30G Vibration resistance   | -55                       | +105 | 1000                    | 5000 | 6.3                        | 35   | 33                           | 8200    | 6.3×5.8                | 18×21.5   | Silver        | 32              | ☆    |
|  | RTD    | 94                        | 105°C, Low Z, High CV, 30G Vibration resistance   | -55                       | +105 | 2000                    | 4000 | 6.3                        | 100  | 10                           | 8200    | 6.3×5.8                | 18×21.5   | Silver        | 32              | ☆    |
|  | RTT    | 96                        | 125°C, Low ESR, High CV, 30G Vibration resistance | -40                       | +125 | 1000                    | 5000 | 10                         | 100  | 10                           | 4700    | 6.3×5.8                | 18×21.5   | Silver        | 32              | ☆    |
|  | RTQ    | 98                        | 150°C, Low ESR, High CV, 30G Vibration resistance | -40                       | +150 | 1000                    |      | 10                         | 35   | 33                           | 470     | 8×10                   | 10×10     | Silver        | 32              |      |

\* Be sure to "Cautions for using Aluminum Electrolytic capacitors", before using these products.



■ Type List for Aluminum Electrolytic Capacitors

★ : New series  
☆ : Upgrade

● Miniature Aluminum Electrolytic Capacitors

| Category                                 | Series      | Page                 | Application                                      | Category Temp. Range (°C)               |      | Life time Range (hours) |       | Rated Voltage Range (V.DC) |      | Rated Capacitance Range (µF) |        | Size range φD x L (mm) |         | Outside color | JIS Configurati | Note |
|--|-------------|----------------------|--|---|------|-------------------------|-------|----------------------------|------|------------------------------|--------|------------------------|---------|---------------|-----------------|------|
|  |             |                      |  | Min.                                    | Max. | Min.                    | Max.  | Min.                       | Max. | Min.                         | Max.   | Min.                   | Max.    |               |                 |      |
| Low profile                              | RC3         | 100                  | 5mmL, Standard                                   | -40                                     | +85  | 1000                    |       | 4                          | 50   | 1                            | 470    | 4×5                    | 8×5     | Blue          | 04              |      |
|  | R3S         | 101                  | 5mmL, 105°C                                      | -55                                     | +105 | 1000                    |       | 6.3                        | 50   | 1                            | 100    | 4×5                    | 6.3×5   | Black         | 04              |      |
|  | RB3         | 102                  | 5mmL, Bipolar                                    | -40                                     | +85  | 1000                    |       | 6.3                        | 50   | 0.33                         | 47     | 4×5                    | 6.3×5   | Blue          | 04              |      |
|  | RC2         | 103                  | 7mmL, Standard                                   | -40                                     | +85  | 1000                    |       | 4                          | 100  | 1                            | 330    | 4×7                    | 8×7     | Blue          | 04              |      |
|  | R2S         | 104                  | 7mmL, 105°C                                      | -55                                     | +105 | 1000                    |       | 6.3                        | 50   | 1                            | 100    | 4×7                    | 6.3×7   | Black         | 04              |      |
|  | RB2         | 105                  | 7mmL, Bipolar                                    | -40                                     | +85  | 1000                    |       | 6.3                        | 50   | 0.33                         | 47     | 4×7                    | 6.3×7   | Blue          | 04              |      |
| Standard                                 | RE3         | 106                  | Miniaturized Standard                            | -40                                     | +85  | 2000                    |       | 6.3                        | 450  | 0.47                         | 22000  | 5×11                   | 18×40   | Blue          | 04              |      |
|  | R2B         | 108                  | Bipolarity Standard                              | -40                                     | +85  | 2000                    |       | 6.3                        | 100  | 1                            | 4700   | 5×11                   | 18×35.5 | Blue          | 04              |      |
|  | RJP         | 109                  | 105°C, Bipolar                                   | -40                                     | +105 | 1000                    | 2000  | 6.3                        | 50   | 1                            | 6800   | 5×11                   | 18×35.5 | Black         | 04              |      |
|  | RJ5         | 112                  | 105°C, Miniaturized, High CV                     | -55 +105                                |      | 1000                    |       | 6.3                        | 100  | 1                            | 22000  | 5×11                   | 18×40   | Black         | 04              |      |
|  |             |                      |  | -40 +105                                |      | 1000                    | 2000  | 160                        | 450  | 1                            | 470    | 6.3×11                 | 18×40   |               |                 |      |
|  | RJ4         | 114                  | 105°C, Miniaturized                              | -55 +105                                |      | 1000                    |       | 6.3                        | 100  | 1                            | 22000  | 5×11                   | 18×40   | Black         | 04              |      |
|  |             |                      |  | -40 +105                                |      | 1000                    | 2000  | 160                        | 450  | 1                            | 330    | 6.3×11                 | 18×35.5 |               |                 |      |
| RJ3                                      | 116         | 105°C, Low Impedance | -55 +105   |   | 1000 |                         | 6.3   | 100                        | 1    | 15000                        | 5×11   | 18×35.5                | Black   | 04            |                 |      |
|  |             |                      | -40 +105   |   | 1000 | 2000                    | 160   | 400                        | 1    | 220                          | 6.3×11 | 18×40                  |         |               |                 |      |
| Special                                  | RLB         | 110                  | Low-leakage Current                              | -40                                     | +85  | 1000                    |       | 6.3                        | 50   | 1                            | 2200   | 5×11                   | 18×35.5 | Blue          | 04              |      |
| Low Impedance, Low ESR, High Reliability | RJB         | 118                  | 105°C, Low Impedance, Miniaturized               | -55                                     | +105 | 2000                    | 5000  | 6.3                        | 100  | 3.3                          | 10000  | 5×11.5                 | 16×31.5 | Black         | 04              |      |
|  | RJH         | 120                  | 105°C, Extra Low Impedance                       | -55                                     | +105 | 2000                    | 5000  | 6.3                        | 100  | 1                            | 15000  | 5×11.5                 | 18×40   | Black         | 04              |      |
|  | RJF         | 123                  | 105°C, Extra Low Impedance, Miniaturized         | -40                                     | +105 | 1000                    | 10000 | 6.3                        | 100  | 5.6                          | 6800   | 4×7                    | 16×25   | Black         | 04              |      |
|  | RJM         | 126                  | 105°C, Long life, Low Impedance                  | -40                                     | +105 | 6000                    | 10000 | 6.3                        | 50   | 27                           | 8200   | 5×11.5                 | 16×25   | Black         | 04              | ☆    |
|  | RJD         | 128                  | 105°C, Low ESR, High Ripple, Miniaturized        | -55                                     | +105 | 2000                    | 8000  | 6.3                        | 100  | 10                           | 18000  | 5×11.5                 | 20×40   | Black         | 04              |      |
|  | RKD         | 140                  | 125°C, Low ESR, Miniaturized                     | -40                                     | +125 | 2000                    | 5000  | 10                         | 100  | 100                          | 8200   | 8×12                   | 20×40   | Black         | 04              |      |
|  | RKB         | 142                  | 135°C, Low ESR, Miniaturized                     | -40                                     | +135 | 2000                    | 3000  | 10                         | 100  | 220                          | 6800   | 10×12.5                | 18×40   | Silver        | 04              |      |
|  | RKC         | 144                  | 135°C, Low ESR, Miniaturized                     | -40                                     | +135 | 2000                    | 3000  | 25                         | 100  | 160                          | 12000  | 12.5×20                | 18×40   | Silver        | 04              |      |
|  | RQA         | 146                  | 150°C, Miniaturized                              | -40                                     | +150 | 1000                    |       | 10                         | 63   | 220                          | 4700   | 10×14.5                | 18×42.5 | Silver        | 04              |      |
|  | For Air bag | RJE                  | 131  | 105°C, Low ESR, High Ripple, For Airbag | -55  | +105                    | 5000  |                            | 25   | 35                           | 830    | 11000                  | 12.5×15 | 18×40         | Black           | 04   |
| RJK                                      |             | 132                  | 105°C, High CV, Low ESR, High Ripple, For Airbag | -55                                     | +105 | 5000                    |       | 25                         | 35   | 2500                         | 17000  | 16×20                  | 20×40   | Black         | 04              | ☆    |
| For Vibration Resistance                 | RPK         | 148                  | 125°C, Low ESR, 30G Vibration resistance         | -40                                     | +125 | 5000                    |       | 10                         | 100  | 220                          | 8200   | 12.5×15                | 20×40   | Black         | 04              |      |
|  | RKE         | 150                  | 125°C, Low ESR, 40G Vibration resistance         | -40                                     | +125 | 5000                    |       | 25                         | 50   | 1200                         | 8200   | 16×31.5                | 22×40   | Silver        | 04              |      |
|  | RKF         | 152                  | 135°C, Low ESR, 40G Vibration resistance         | -40                                     | +135 | 2000                    | 3000  | 25                         | 100  | 180                          | 10000  | 12.5×25                | 22×40   | Silver        | 04              |      |
|  | RKG         | 154                  | 150°C, Low ESR, 40G Vibration resistance         | -40                                     | +150 | 1000                    | 2000  | 25                         | 80   | 800                          | 4700   | 18×42                  | 22×42   | Silver        | 04              |      |
| High Ripple, long Life                   | RHS         | 134                  | 105°C, Long Life, High Ripple, For OBC           | -40                                     | +105 | 4000                    | 5000  | 160                        | 450  | 1                            | 1000   | 10×12.5                | 22×50   | Black         | 04              | ☆    |
|  | RHC         | 136                  | 105°C, Long Life, High Ripple, For OBC           | -40                                     | +105 | 5000                    | 10000 | 160                        | 450  | 2.2                          | 1000   | 10×12.5                | 22×50   | Black         | 04              | ☆    |
|  | RHD         | 138                  | 105°C, Long Life, High Ripple, For OBC           | -40                                     | +105 | 8000                    | 12000 | 160                        | 450  | 3.3                          | 1000   | 10×12.5                | 22×50   | Black         | 04              | ☆    |

\* Be sure to "Cautions for using Aluminum Electrolytic capacitors", before using these products.

● Some of the series listed in the below table have been removed from the catalogue.

Please select from the new series for a designing your(new) application.

| Category  | Series | Application                                   | Category Temp. Range (°C) |      | Life time Range (hours) |       | Rated Voltage Range (V.DC) |      | Rated Capacitance Range (µF) |       | Size range φD x L (mm) |           | Substitute series to recomend |
|-----------|--------|---|---------------------------|------|-------------------------|-------|----------------------------|------|------------------------------|-------|------------------------|-----------|-------------------------------|
|           |        |   | Min.                      | Max. | Min.                    | Max.  | Min.                       | Max. | Min.                         | Max.  | Min.                   | Max.      |                               |
| Polymer   | PVH    | Low ESR Conductive Polymer Chip               | -55                       | +105 | 2000                    |       | 2.5                        | 35   | 10                           | 1000  | 6.3×5.7                | 10×7.7    | PVM                           |
|           | PV3    | Super Low ESR Conductive Polymer Chip, 4.0mmL | -55                       | +105 | 1000                    |       | 2.5                        | 6.3  | 150                          | 220   | 5×4.0                  |           | —                             |
|           | PV2    | Super Low ESR Conductive Polymer Chip, 4.5mmL | -55                       | +105 | 2000                    |       | 2.5                        | 25   | 15                           | 390   | 5×4.5                  | 6.3×4.5   | —                             |
|           | PVS    | Super Low ESR, High Voltage Conductive        | -55                       | +105 | 2000                    |       | 35                         | 63   | 18                           | 100   | 6.3×5.7                | 10×7.7    | —                             |
| Chip      | RV2    | 85°C, 5.5mm L, Standard                       | -40                       | +85  | 2000                    |       | 4                          | 50   | 0.1                          | 220   | 3×5.3                  | 6.3×5.3   | RV5                           |
|           | RV3    | 85°C, High CV                                 | -40                       | +85  | 2000                    |       | 6.3                        | 50   | 4.7                          | 330   | 4×5.3                  | 6.3×7.7   | RV5                           |
|           | RV     | 85°C, Large Capacitance                       | -40                       | +85  | 2000                    |       | 6.3                        | 100  | 10                           | 2200  | 8×6.5                  | 12.5×13.5 | RV5                           |
|           | RVK    | 125°C, Standard                               | -40                       | +125 | 1000                    | 5000  | 10                         | 63   | 10                           | 1000  | 8×10                   | 12.5×13.5 | RVT                           |
|           | RTJ    | 105°C, Vibration resistance                   | -55                       | +105 | 2000                    |       | 6.3                        | 100  | 10                           | 470   | 8×10                   | 10×10.5   | RTZ                           |
|           | RTK    | 125°C, Vibration resistance                   | -40                       | +125 | 1000                    | 1250  | 10                         | 63   | 10                           | 330   | 8×10                   | 10×10.5   | RTT                           |
|           | RYK    | 125°C, Horizontal type                        | -40                       | +125 | 1000                    |       | 6.3                        | 63   | 56                           | 820   | 9.5×19.0               | 9.5×24.0  | —                             |
| Miniature | RJJ    | 105°C, Low Impedance                          | -55                       | +105 | 2000                    | 5000  | 6.3                        | 100  | 0.47                         | 15000 | 5×11.5                 | 18×40     | RJH                           |
|           | RK     | 125°C, Standard                               | -40                       | +125 | 2000                    | 5000  | 10                         | 63   | 47                           | 10000 | 8×12                   | 18×40     | RKD                           |
|           | RJL    | 105°C, Long life, Low Impedance               | -40                       | +105 | 4000                    | 10000 | 6.3                        | 100  | 6.8                          | 6800  | 5×11.5                 | 16×25     | RJF, RJM                      |

NOTE : Design, Specifications are subject to change without notice.  
It is recommended that you shall obtain technical specifications from ELNA to ensure that the component is suitable for your use.

ALUMINUM

MINIATURE ALUMINUM

## Type List for Aluminum Electrolytic Capacitors

★ : New series  
☆ : Upgrade

### Large Capacitance Aluminum Electrolytic Capacitors

| Category       | Series | Page | Application                                 | Category Temp. Range (°C) |      | Life time Range (hours) | Rated Voltage Range (V.DC) |      | Rated Capacitance Range (μF) |        | Size range φD x L (mm) |         | Outside color | JIS Configurati | Note |
|----------------|--------|------|---|---------------------------|------|-------------------------|----------------------------|------|------------------------------|--------|------------------------|---------|---------------|-----------------|------|
|                |        |      |   | Min.                      | Max. |                         | Min.                       | Max. | Min.                         | Max.   | Min.                   | Max.    |               |                 |      |
| Snap-in        | LA5    | 156  | Miniaturized                                | -40                       | +85  | 2000                    | 10                         | 400  | 56                           | 150000 | 22×20                  | 35×50   | Black         | 692             |      |
|                |        |      |   | -25                       |      |                         | —                          | 450  | 47                           | 820    |                        |         |               |                 |      |
|                | LAH    | 166  | 105°C , Standard                            | -40                       | +105 | 2000                    | 16                         | 100  | 390                          | 82000  | 22×20                  | 35×50   | Black         | 692             |      |
|                |        |      |   | -25                       |      |                         | 160                        | 450  | 56                           | 2200   |                        |         |               |                 |      |
|                | LAT    | 172  | 105°C , Miniaturized                        | -25                       | +105 | 2000                    | 160                        | 500  | 22                           | 3900   | 22×20                  | 35×60   | Black         | 692             | ☆    |
|                | LAZ    | 178  | High-Reliability, High Ripple, Long Life    | -40                       | +105 | 3000                    | 16                         | 100  | 390                          | 82000  | 22×20                  | 35×50   | Black         | 692             | ☆    |
|                |        |      |   | -25                       |      |                         | 160                        | 500  | 39                           | 3900   |                        | 35×60   |               |                 |      |
| Special        | LAX    | 188  | 105°C, Ultra Long Life                      | -25                       | +105 | 5000                    | 160                        | 500  | 39                           | 3900   | 22×20                  | 35×60   | Black         | 692             | ☆    |
|                | LJ6    | 194  | 105°C , Higher Capacitance, Ultra Long Life | -25                       | +105 | 5000                    | 200                        | 500  | 390                          | 3900   | 35×40                  | 40×80   | Black         | —               | ☆    |
| Screw terminal | LJ2    | 194  | 105°C , Higher Capacitance, Ultra Long Life | -25                       | +105 | 5000                    | 200                        | 500  | 560                          | 3900   | 40×45                  | 40×80   | Black         | —               | ☆    |
|                | LPM    | 196  | High ripple current                         | -25                       | +85  | 2000                    | 250                        | 400  | 45                           | 220    | 35×40                  | 35×50   | Black         | 692             |      |
|                | LM     | 196  | High ripple current, Higher Capacitance     | -25                       | +85  | 2000                    | 250                        | 400  | 90                           | 440    | 35×80                  | 40×100  | Black         | —               |      |
| Screw terminal | LYX    | 198  | 105°C . Ultra Long Life                     | -40                       | +105 | 5000                    | 350                        | 450  | 1000                         | 15000  | 51×75                  | 90×236  | Black         | 331             |      |
|                | LYL    | 200  | Ultra Long Life                             | -40                       | +85  | 20000                   | 350                        | 450  | 1000                         | 15000  | 51×75                  | 90×236  | Black         | 331             |      |
|                | LY6    | 202  | High Ripple, Miniaturized                   | -25                       | +85  | 5000                    | 400                        | 600  | 1000                         | 22000  | 51×115                 | 101×237 | Black         | 331             |      |
|                | LY5    | 204  | Standard                                    | -40                       | +85  | 2000                    | 10                         | 250  | 1500                         | 820000 | 36×53                  | 90×171  | Black         | 331             |      |
|                |        |      | -25   |                           |      | 350                     | 630                        | 470  | 18000                        | 36×83  | 101×220                |         |               |                 |      |

### Aluminum Electrolytic Capacitors for Audio

| Category  | Series | Page | Application                     | Category Temp. Range (°C) |      | Life time Range (hours) | Rated Voltage Range (V.DC) |      | Rated Capacitance Range (μF) |       | Size range φD x L (mm) |         | Outside color | JIS Configurati | Note |
|-----------|--------|------|---------------------------------|---------------------------|------|-------------------------|----------------------------|------|------------------------------|-------|------------------------|---------|---------------|-----------------|------|
|           |        |      |                                 | Min.                      | Max. |                         | Min.                       | Max. | Min.                         | Max.  | Min.                   | Max.    |               |                 |      |
| For Audio | RVO    | 208  | Chip Type (PURECAP)             | -40                       | +85  | 2000                    | 6.3                        | 50   | 0.33                         | 1000  | 4×5.3                  | 10×10   | Silver        | 32              |      |
|           | RVF    | 209  | Chip Type (SILMIC)              | -40                       | +85  | 2000                    | 10                         | 50   | 1                            | 100   | 4×5.3                  | 8×10    | Silver        | 32              |      |
|           | RVM    | 210  | Chip Type 105°C , 2000h         | -55                       | +105 | 2000                    | 6.3                        | 50   | 1                            | 470   | 4×5.8                  | 10×10.5 | Silver        | 32              |      |
|           | RVG    | 211  | Chip Type                       | -40                       | +85  | 2000                    | 6.3                        | 35   | 3.3                          | 470   | 4×5.3                  | 10×10   | Silver        | 32              |      |
|           | RFS    | 212  | High Grade (SILMIC II)          | -40                       | +85  | 1000                    | 6.3                        | 100  | 3.3                          | 3300  | 5×11                   | 18×40   | Brown         | 04              |      |
|           | ROS    | 213  | High Grade (SILMIC)             | -40                       | +85  | 1000                    | 16                         | 100  | 10                           | 2200  | 6.3×11                 | 18×40   | Brown         | 04              |      |
|           | ROB    | 214  | Miniaturized Standard (TONEREX) | -40                       | +85  | 1000                    | 6.3                        | 100  | 1                            | 10000 | 5×11                   | 18×40   | Black         | 04              |      |
|           | RFO    | 215  | Standard (PURECAP)              | -40                       | +85  | 1000                    | 6.3                        | 100  | 1                            | 15000 | 5×11                   | 18×35.5 | Black         | 04              |      |
|           | RA3    | 216  | Miniaturized Standard           | -40                       | +85  | 2000                    | 6.3                        | 100  | 1                            | 22000 | 5×11                   | 18×35.5 | Brown         | 04              |      |
|           | RW5    | 217  | 105°C , Miniaturized            | -55                       | +105 | 1000                    | 16                         | 25   | 100                          | 15000 | 5×11.5                 | 18×40   | Black         | 04              |      |
|           | RBD    | 218  | Miniaturized Bipolar            | -40                       | +85  | 2000                    | 6.3                        | 100  | 1                            | 4700  | 5×11                   | 18×35.5 | Black         | 04              |      |
|           | LAO    | 219  | For Audio, Higher Capacitance   | -40                       | +85  | 1000                    | 16                         | 100  | 680                          | 10000 | 22×20                  | 35×50   | Black         | 692             |      |

\* Be sure to "Cautions for using Aluminum Electrolytic capacitors", before using these products.

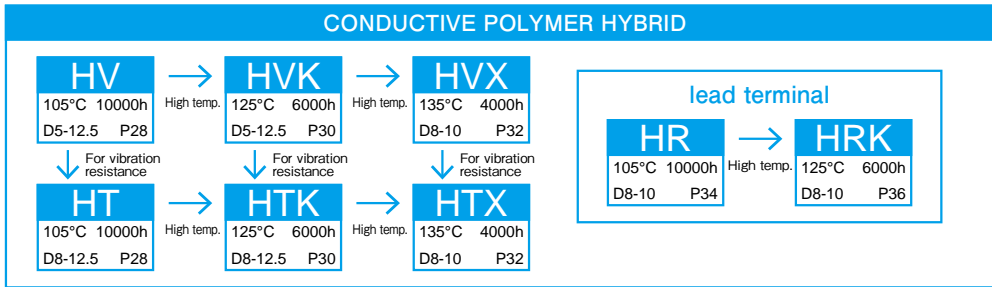
### Some of the series listed in the below table have been removed from the catalogue.

Please select from the new series for a designing your(new) application.

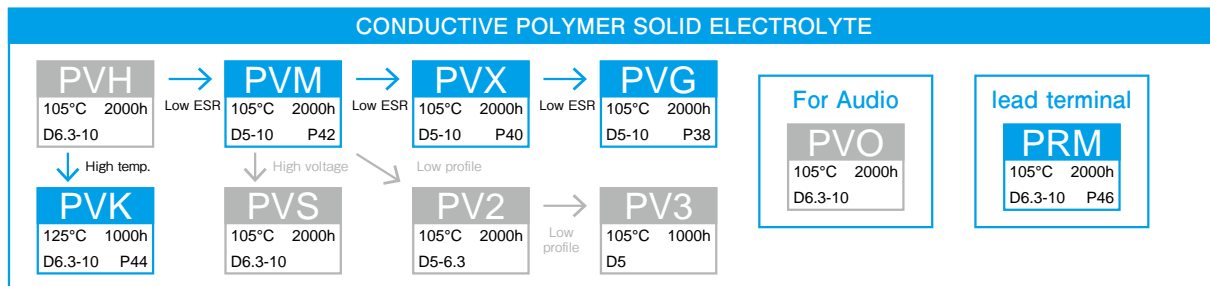
| Category  | Series | Application                        | Category Temp. Range (°C) |      | Life time Range (hours) | Rated Voltage Range (V.DC) |      | Rated Capacitance Range (μF) |      | Size range φD x L (mm) |        | Substitute series to recomend |
|-----------|--------|------------------------------------|---------------------------|------|-------------------------|----------------------------|------|------------------------------|------|------------------------|--------|-------------------------------|
|           |        |                                    | Min.                      | Max. |                         | Min.                       | Max. | Min.                         | Max. | Min.                   | Max.   |                               |
| For Audio | PVO    | For Audio, Conductive Polymer Chip | -55                       | +105 | 2000                    | 4                          | 25   | 6.8                          | 470  | 6.3×5.7                | 10×7.7 | Please consult                |
|           | RVW    | 105°C, Chip Type (PURECAP)         | -55                       | +105 | 1000                    | 6.3                        | 50   | 0.33                         | 470  | 4×5.3                  | 10×10  |                               |
|           | ROA    | High Grade (Cerafine)              | -40                       | +85  | 1000                    | 6.3                        | 100  | 0.47                         | 6800 | 5×11                   | 18×40  |                               |
|           | R2A    | 7mmL                               | -40                       | +85  | 1000                    | 6.3                        | 50   | 0.33                         | 330  | 4×7                    | 8×7    |                               |
|           | R3A    | 5mmL                               | -40                       | +85  | 1000                    | 4                          | 50   | 0.22                         | 220  | 4×5                    | 6.3×5  |                               |

■ Systematized Classification of Aluminum Electrolytic Capacitors

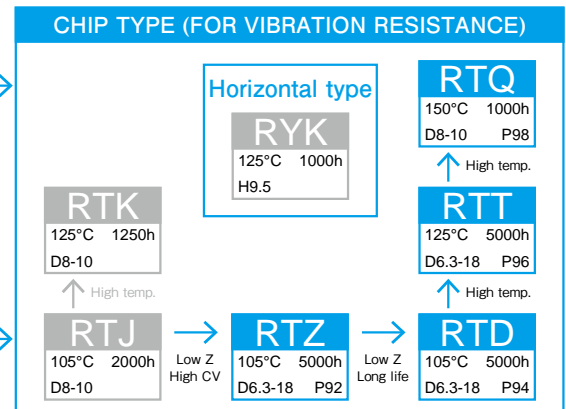
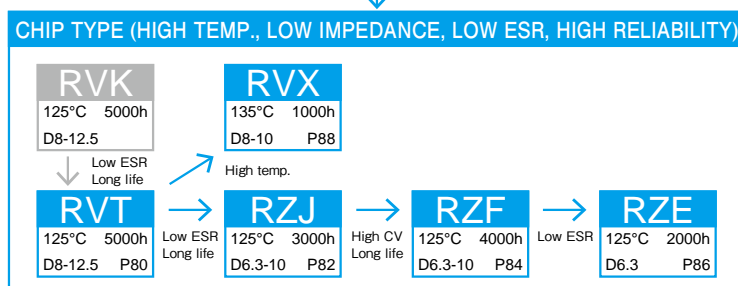
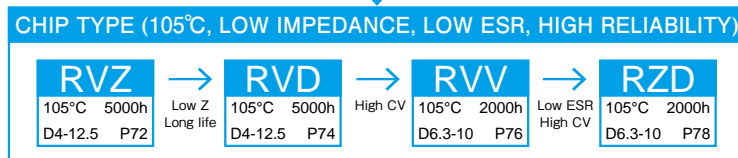
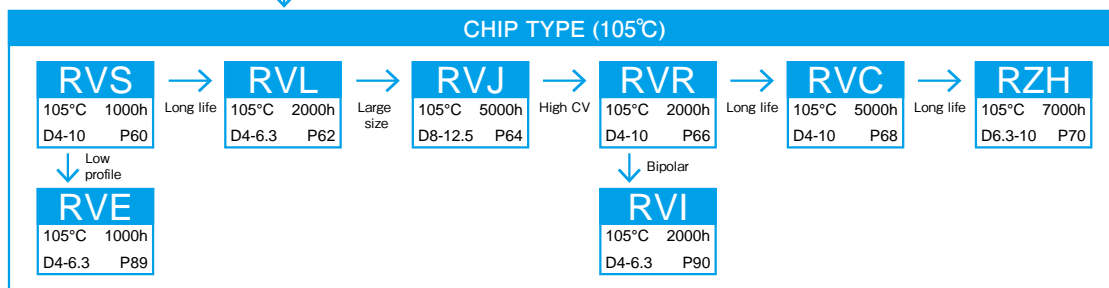
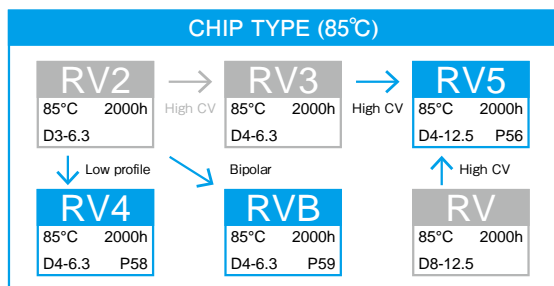
● Conductive Polymer Hybrid Aluminum Electrolytic Capacitors



● Aluminum Electrolytic Capacitors with Conductive Polymer Solid Electrolyte



● Chip Type Aluminum Electrolytic Capacitors



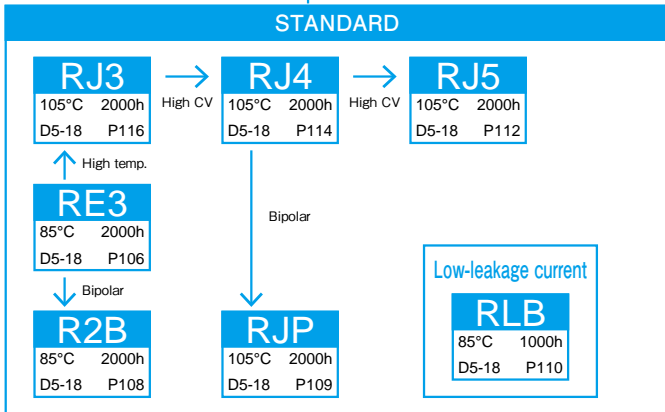
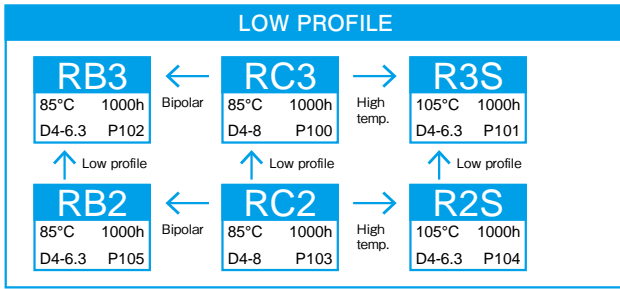
NOTE : Design, Specifications are subject to change without notice.  
It is recommended that you shall obtain technical specifications from ELNA to ensure that the component is suitable for your use.

ALUMINUM  
POLYMER HYBRID  
CHIP ALUMINUM

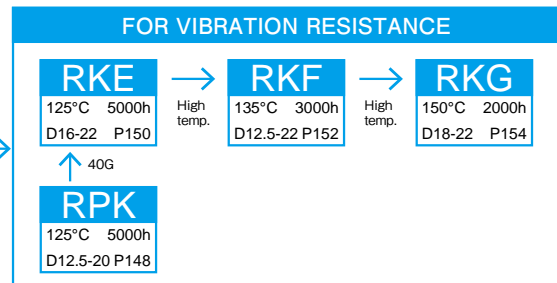
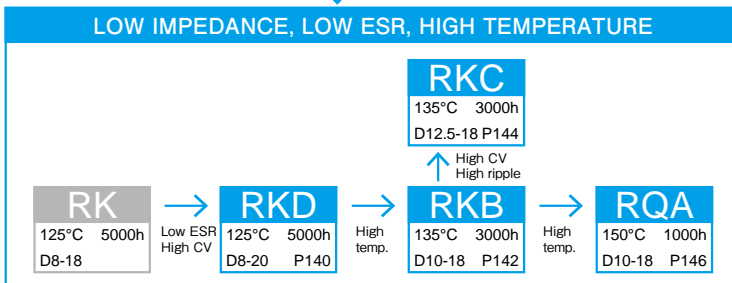
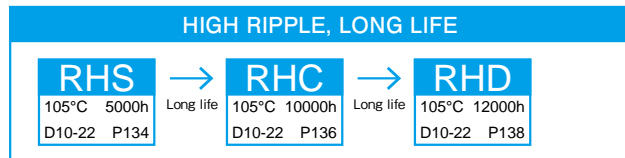
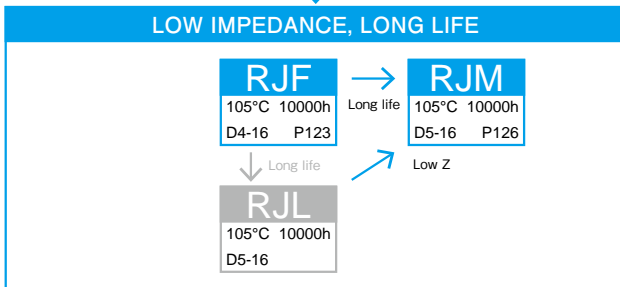
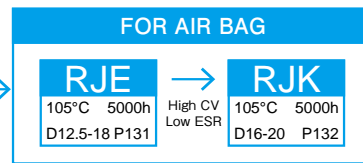
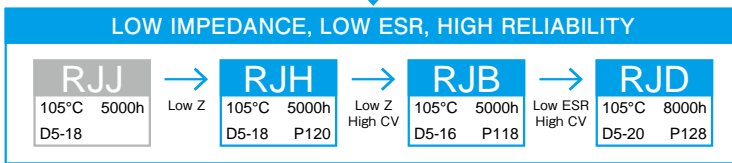
Systematized Classification of Aluminum Electrolytic Capacitors

Miniature Aluminum Electrolytic Capacitors

ALUMINUM

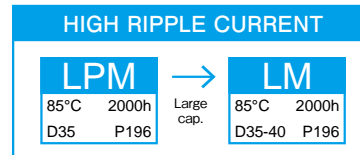
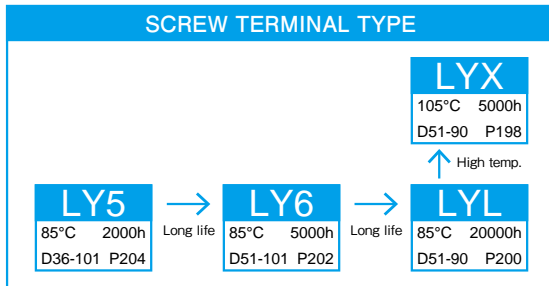
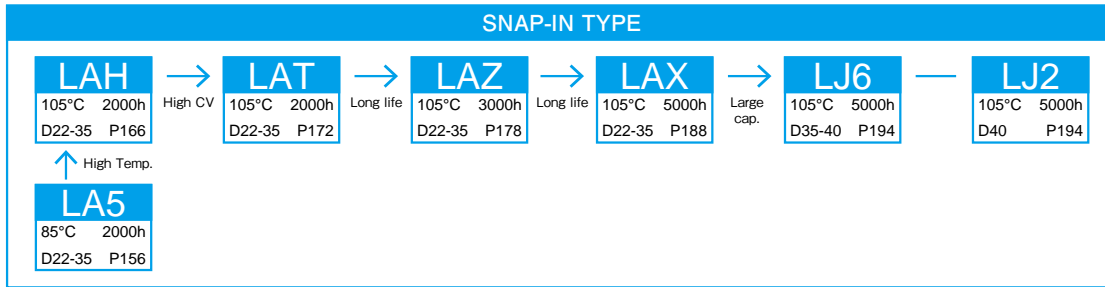


MINIATURE ALUMINUM

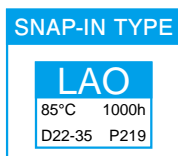
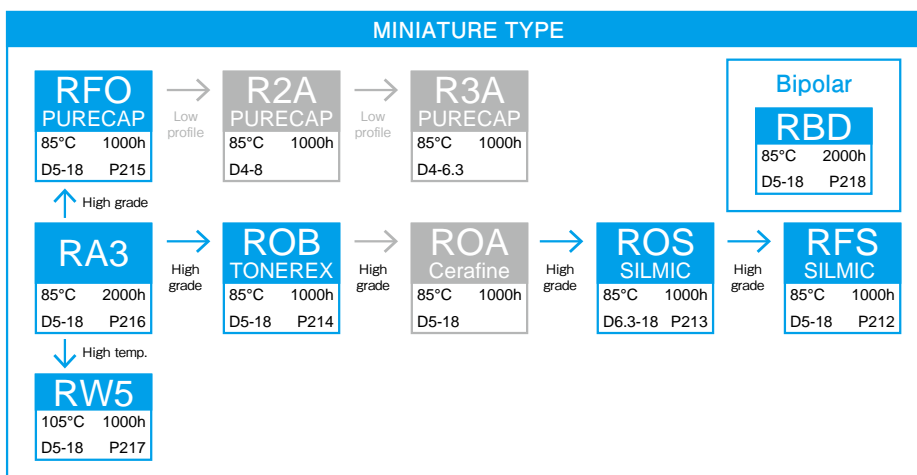
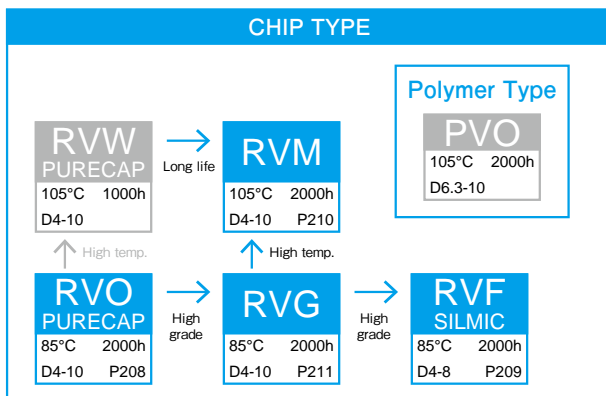


## Systematized Classification of Aluminum Electrolytic Capacitors

### Large Capacitance Aluminum Electrolytic Capacitors

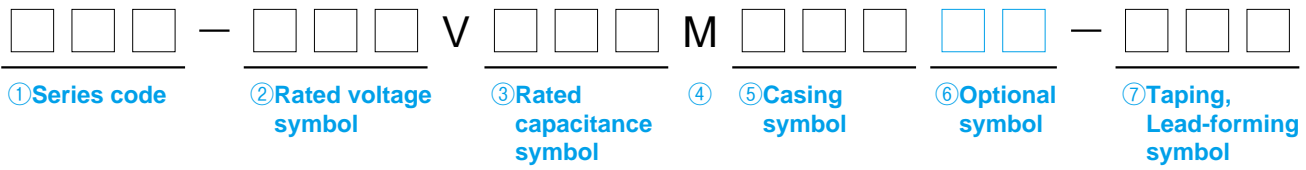


### Aluminum Electrolytic Capacitors For Audio



NOTE : Design, Specifications are subject to change without notice.  
 It is recommended that you shall obtain technical specifications from ELNA to ensure that the component is suitable for your use.

■ Product Symbol System for Aluminum Electrolytic Capacitors



① Series code

Please refer to the page of each series.

② Rated voltage symbol

Write down the rated voltage itself ; however, write 2R5 for 2.5V, 6 for 6.3V.

③ Rated capacitance symbol

The symbol denoting nominal capacitance shall consist of three numerals. The first and second numerals shall represent the significant figures of nominal capacitance in the unit of microfarad (μF). And the third numeral shall represent the number of zeros following the significant figures. A decimal point is expressed with "R."

Example

| Rated capacitance (μF) | Symbol |
|------------------------|--------|
| 0.1                    | R10    |
| 1                      | 010    |
| 2.2                    | 2R2    |
| 33                     | 330    |
| 100                    | 101    |
| 2200                   | 222    |
| 33000                  | 333    |
| 470000                 | 474    |

④ Capacitance tolerance symbol

Example

| Capacitance tolerance | Symbol |
|-----------------------|--------|
| ±10%                  | K      |
| ±20%                  | M      |
| -10 to +30%           | Q      |
| -10 to +50%           | T      |

⑤ Casing symbol

Please refer to the page of each series.

⑥ Optional symbol

Plating

Example

| Symbol | Contents   |
|--------|--|
| #      | Sn 100% plating +PET sleeve (lead terminal type) |
| U      | Sn-Bi plating (chip type)                        |
| T      | Sn 100% plating (chip type)                      |

For Automotive

Example

| Symbol | Contents          |
|--------|-------------------|
| Q      | Based on AEC-Q200 |
| N      | Based on AEC-Q200 |

⑦ Taping, Lead-forming symbol

Write down one of the forming symbols given on page 16 to 19 for taping and lead-forming capacitors. When taping or lead-forming is not necessary, leave the boxes blank.

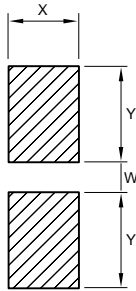
NOTE : Design, Specifications are subject to change without notice. It is recommended that you shall obtain technical specifications from ELNA to ensure that the component is suitable for your use.

ALUMINUM  
POLYMER HYBRID  
CHIP ALUMINUM  
MINIATURE ALUMINUM  
LARGE ALUMINUM  
FOR AUDIO ALUMINUM

Recommended land pattern and size

(Vertical chip type)

- Standard type



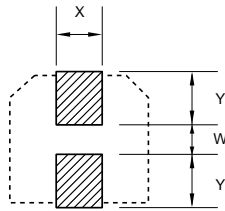
(Unit : mm)

| Case Size<br>φD×L           | Land Size |      |      | Thickness of<br>Solder paste |
|-----------------------------|-----------|------|------|------------------------------|
|                             | X         | Y    | W    |                              |
| 4×4.5, 5.3, 5.7, 5.8        | 1.6       | 2.6  | 1.0  | 0.15                         |
| 5×4.5, 5.3, 5.7, 5.8        | 1.6       | 3.0  | 1.4  | 0.15                         |
| 6.3×4.5, 5.3, 5.7, 5.8      | 1.6       | 3.6  | 1.9  | 0.15                         |
| 6.3×7.7                     | 1.6       | 3.6  | 1.9  | 0.15                         |
| 8×6.5, 6.7, 7.7, 8.7        | 1.6       | 4.0  | 2.1  | 0.15                         |
| 8×10, 10.5                  | 2.5       | *3.5 | *3.0 | 0.15                         |
| 10×7.7, 8.7, 10, 10.5, 12.5 | 2.5       | *4.0 | *4.0 | 0.15                         |
| 12.5×13.5                   | 3.2       | 6.0  | 4.0  | 0.15                         |

\* For Vibration resistance use  
 φ8×6.5                      Y=4.5 W=1.0  
 φ8×10, φ8×10.5        Y=4.0 W=2.5  
 φ10×10, φ10×10.5      Y=4.5 W=3.0  
 φ10×12.5                 Y=4.5 W=3.0

- For vibration resistance type

RTZ, RTD, RTT, RTQ, RTV, RMH, RMD, RMJ, RMF, RME, HT, HTK, HTX series



(Unit : mm)

| Case Size<br>φD | Land Size |     |     | Thickness of<br>Solder paste |
|-----------------|-----------|-----|-----|------------------------------|
|                 | X         | Y   | W   |                              |
| 6.3             | 3.0       | 4.0 | 1.6 | 0.20                         |
| 8               | 5.0       | 4.0 | 2.5 | 0.20                         |
| 10              | 5.0       | 4.8 | 3.6 | 0.20                         |
| 12.5            | 7.0       | 6.6 | 3.2 | 0.20                         |
| 16              | 10.5      | 7.8 | 5.0 | 0.20                         |
| 18              | 10.5      | 8.8 | 5.0 | 0.20                         |

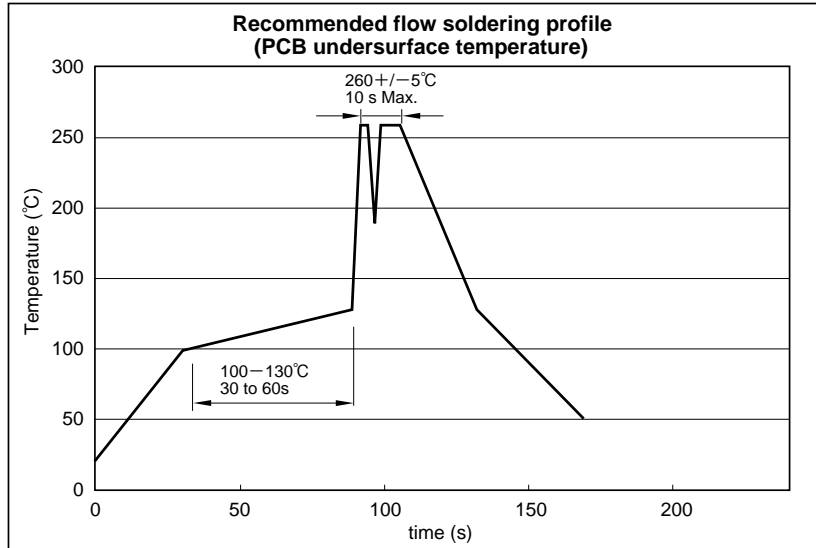


## ■ Recommended soldering conditions (Lead free)

### ● Aluminum (Conductive Polymer, Hybrid) electrolytic capacitors (Lead terminal type, Snap-in type)

- (1) Soldering iron conditions  
Iron tip temperature shall be  $400^{\circ}\text{C} \pm 5^{\circ}\text{C}$  within the duration of  $3^{\frac{1}{2}}$  seconds.
- (2) Flow soldering conditions

The recommendation soldering conditions of the product in which flow soldering is possible are as graph.



### Caution for Using aluminum Electrolytic Capacitors

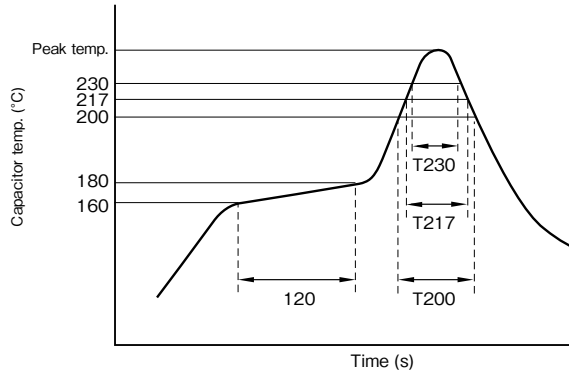
- (1) Do not dip the capacitor into melted solder.
- (2) Do not flux other part than the terminals.
- (3) If there is a direct contact between the sleeve of the capacitor and the printed circuit pattern or a metal part of another component such as a lead wire, it may cause shrinkage or crack.
- (4) If the application is for extended use, understand and manage the soldering characteristics to avoid abnormal current caused by a contact failure between the capacitor and the PCB.
- (5) Please refer to cautions for using on page 24 to 26 or 50 to 53 and product specifications about other notes.

Recommended soldering conditions (Lead free)

Chip type aluminum (Conductive Polymer, Hybrid) electrolytic capacitors

- (1) Soldering iron conditions  
Iron tip temperature shall be 400°C±5°C within the duration of 3<sup>1</sup>/<sub>2</sub> seconds.
- (2) Reflow soldering conditions

Profile



1. Preheating shall be under 180°C within 120 seconds.
2. Peak temperature shall be within the following table.
3. For conditions exceeding the tolerances, consult with us.

T200 : Duration while capacitor head temperature exceeds 200°C (s)  
 T217 : Duration while capacitor head temperature exceeds 217°C (s)  
 T230 : Duration while capacitor head temperature exceeds 230°C (s)  
 The measurement temperature point is the case top.

Chip type aluminum Conductive Polymer, Hybrid electrolytic capacitors

| Series  | Size         | Peak temp. (5sec or less) | T230         | T217         | T200         | Reflow cycle    |
|---|--------------|---------------------------|--------------|--------------|--------------|-----------------|
| HV, HVK, HVX, HT, HTK, HTX, PVG, PVX, PVM, PVK, | φ 5 to φ 6.3 | 250°C Max.                | 40 sec. max. | 50 sec. max. | 60 sec. max. | 2 times or less |
|   | φ 8 to φ 10  | 240°C Max.                | 40 sec. max. | 50 sec. max. | 60 sec. max. | 2 times or less |

Chip type aluminum electrolytic capacitors

| Series   | Size           | Peak temp. (5sec or less) | T230         | T217         | T200         | Reflow cycle    |
|--|----------------|---------------------------|--------------|--------------|--------------|-----------------|
| RV2, RV3, RV5, RV, RVB, RVS, RVL, RVR, RVC, RZH, RVZ, RVD, RVV, RZD, RVT, RZJ, RZF, RZE, RVX, RVE, RVI, RVO, RVF, RVM, RVG | φ 4 to φ 6.3   | 250°C Max.                | 40 sec. max. | 50 sec. max. | 60 sec. max. | 2 times or less |
|  | φ 8 to φ 10    | 240°C Max.                | 40 sec. max. | 50 sec. max. | 60 sec. max. | 2 times or less |
|  | φ 12.5         | 240°C Max.                | 20 sec. max. | 30 sec. max. | 50 sec. max. | 2 times or less |
| RV4  | φ 4 to φ 5     | 250°C Max.                | 40 sec. max. | 50 sec. max. | 60 sec. max. | 2 times or less |
|  | φ 6.3          | 240°C Max.                | 40 sec. max. | 50 sec. max. | 60 sec. max. | 2 times or less |
| RVJ  | φ 8 to φ 10    | 240°C Max.                | 40 sec. max. | 50 sec. max. | 60 sec. max. | 2 times or less |
|  | φ 12.5         | 230°C Max.                | —            | 20 sec. max. | 30 sec. max. | 2 times or less |
| RZA, RZB, RZC  | φ 4 to φ 6.3   | 260°C Max.                | 40 sec. max. | 90 sec. max. | —            | 2 times or less |
|  | φ 8 to φ 10    | 250°C Max.                | 40 sec. max. | 90 sec. max. | —            | 2 times or less |
| RTZ, RTD, RTT, RTQ, RTV, RMH, RMD, RMJ, RMF, RME   | φ 6.3          | 250°C Max.                | 40 sec. max. | 60 sec. max. | 80 sec. max. | 2 times or less |
|  | φ 8 to φ 10    | 250°C Max.                | 30 sec. max. | 60 sec. max. | 80 sec. max. | 2 times or less |
|  | φ 12.5 to φ 18 | 240°C Max.                | 20 sec. max. | 30 sec. max. | 50 sec. max. | 2 times or less |

\*Please ensure that the capacitor became cold enough to the room temperature (5 to 35°C) before the second reflow.

ALUMINUM

POLYMER  
HYBRID

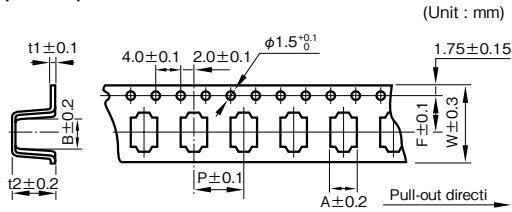
CHIP  
ALUMINUM

FOR AUDIO  
ALUMINUM

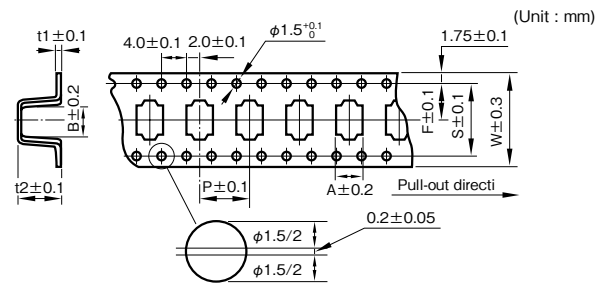
## Taping

### Carrier tape dimension (taping polarity R)

●  $\phi 4$  to  $\phi 10$

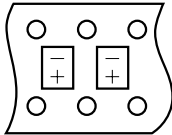
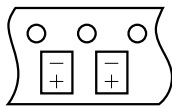


●  $\phi 12.5$  to 18



### Taping polarity

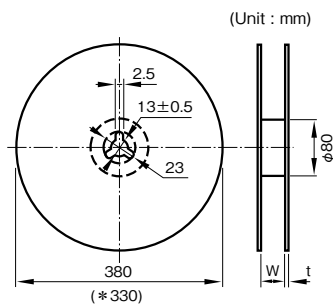
(The all series except bipolar type)



(Unit : mm)

| Outside size<br>$\phi D \times L$ | W  | A    | B    | P   | t2   | F    | t1  | S    |
|-----------------------------------|----|------|------|-----|------|------|-----|------|
| 4×4.5                             | 12 | 4.7  | 4.7  | 8.0 | 4.8  | 5.5  | 0.4 | —    |
| 4×5.3                             | 12 | 4.7  | 4.7  | 8.0 | 5.8  | 5.5  | 0.4 | —    |
| 4×5.7, 5.8                        | 12 | 4.7  | 4.7  | 8.0 | 6.2  | 5.5  | 0.4 | —    |
| 5×4.5                             | 12 | 5.7  | 5.7  | 12  | 4.8  | 5.5  | 0.4 | —    |
| 5×5.3                             | 12 | 5.7  | 5.7  | 12  | 5.8  | 5.5  | 0.4 | —    |
| 5×5.7, 5.8                        | 12 | 5.7  | 5.7  | 12  | 6.2  | 5.5  | 0.4 | —    |
| 6.3×4.5                           | 16 | 7.0  | 7.0  | 12  | 4.8  | 7.5  | 0.4 | —    |
| 6.3×5.3                           | 16 | 7.0  | 7.0  | 12  | 5.8  | 7.5  | 0.4 | —    |
| 6.3×5.7, 5.8                      | 16 | 7.0  | 7.0  | 12  | 6.2  | 7.5  | 0.4 | —    |
| 6.3×7.7                           | 16 | 7.0  | 7.0  | 12  | 8.3  | 7.5  | 0.4 | —    |
| 8×6.5                             | 16 | 8.7  | 8.7  | 12  | 6.8  | 7.5  | 0.4 | —    |
| 8×6.7                             | 24 | 8.7  | 8.7  | 12  | 7.2  | 11.5 | 0.4 | —    |
| 8×7.7                             | 24 | 8.7  | 8.7  | 12  | 8.2  | 11.5 | 0.4 | —    |
| 8×8.7                             | 24 | 8.7  | 8.7  | 16  | 9.5  | 11.5 | 0.4 | —    |
| 8×10                              | 24 | 8.7  | 8.7  | 16  | 11   | 11.5 | 0.4 | —    |
| 8×10.5                            | 24 | 8.7  | 8.7  | 16  | 11.5 | 11.5 | 0.4 | —    |
| 10×7.7                            | 24 | 10.7 | 10.7 | 16  | 8.2  | 11.5 | 0.4 | —    |
| 10×8.7                            | 24 | 10.7 | 10.7 | 16  | 9.5  | 11.5 | 0.4 | —    |
| 10×10                             | 24 | 10.7 | 10.7 | 16  | 11   | 11.5 | 0.4 | —    |
| 10×10.5                           | 24 | 10.7 | 10.7 | 16  | 11.5 | 11.5 | 0.4 | —    |
| 10×12.5                           | 24 | 10.7 | 10.7 | 16  | 13.0 | 11.5 | 0.4 | —    |
| * 12.5×13.5                       | 32 | 13.4 | 13.4 | 24  | 14.5 | 14.2 | 0.5 | 28.4 |
| * 16×16.5                         | 44 | 17   | 17   | 28  | 17.5 | 20.2 | 0.5 | 40.4 |
| * 16×21.5                         | 44 | 17   | 17   | 28  | 22.5 | 20.2 | 0.5 | 40.4 |
| * 18×16.5                         | 44 | 19   | 19   | 32  | 17.5 | 20.2 | 0.5 | 40.4 |
| * 18×21.5                         | 44 | 19   | 19   | 32  | 22.5 | 20.2 | 0.5 | 40.4 |

### Reel dimension



(Unit : mm)

| Outside size<br>$\phi D \times L$ | Reel dimension |   |
|-----------------------------------|----------------|---|
|                                   | W              | t |
| 4                                 | 14             | 3 |
| 5                                 | 14             | 3 |
| 6.3                               | 18             | 3 |
| 8×6.5                             | 18             | 3 |
| 8×6.7                             | 26             | 3 |
| 8, 10                             | 26             | 3 |
| * 12.5                            | 34             | 3 |
| * 16                              | 46             | 3 |
| * 18                              | 46             | 3 |

### Packing quantity (Reel)

| Outside size<br>$\phi D \times L$ | Quantity (PCS.) |
|-----------------------------------|-----------------|
| 4                                 | 2000            |
| 5, 6.3                            | 1000            |
| 8×6.5, 6.7                        | 1000            |
| 8×7.7 to 10.5                     | 500             |
| 10×7.7 to 10.5                    | 500             |
| 10×12.5                           | 400             |
| * 12.5×13.5                       | 200             |
| * 16×16.5                         | 125             |
| * 16×21.5                         | 75              |
| * 18×16.5                         | 125             |
| * 18×21.5                         | 75              |

### Reel material

Card board : symbol R  
Polystyrene: symbol R2 ( $\phi 10$  or less)  
R5 ( $\phi 12.5$  or more)

NOTE : Design, Specifications are subject to change without notice.  
It is recommended that you shall obtain technical specifications from ELNA to ensure that the component is suitable for your use.

**Lead Forming**

• In order to facilitate insertion into printed circuit board, lead wires are cut or formed.

Product Size Table

Unit: mm

| Forming name                  | Lead forming symbol | Dimension      |                    | Style | Outline drawing |
|-------------------------------|---------------------|----------------|--------------------|-------|-----------------|
|                               |                     | F (Lead pitch) | φD (Case diameter) |       |                 |
| Forming cut                   | F10                 | 2.0            | 4                  | B     |                 |
|                               | F1                  |                | 5                  | A     |                 |
|                               | F12                 | 2.5            | 4 to 5             | B     |                 |
|                               | F1                  |                | 6.3                | A     |                 |
|                               | F1                  | 3.5            | 8                  | A     |                 |
|                               | F4                  |                | 4 to 8             | B     |                 |
|                               | F                   | 5.0            | 4 to 8             | B     |                 |
|                               | F                   |                | 10 to 12.5         | A     |                 |
| F                             | 7.5                 | 16 to 18       | A                  |       |                 |
| Snap-in                       | S1                  | 5.0            | 4 to 8             | B     |                 |
|                               | S1                  |                | 10 to 12.5         | A     |                 |
|                               | S1                  | 7.5            | 16 to 18           | A     |                 |
|                               |                     |                |                    |       |                 |
| Forming cut (restrict series) | F49                 | 5.0            | 10 to 12.5         | B     |                 |
|                               | F51                 |                | 10 to 12.5         |       |                 |
|                               | F58                 |                | 10                 |       |                 |
|                               | F49                 | 7.5            | 16 to 18           | A     |                 |
|                               | F51                 |                | 16 to 18           |       |                 |

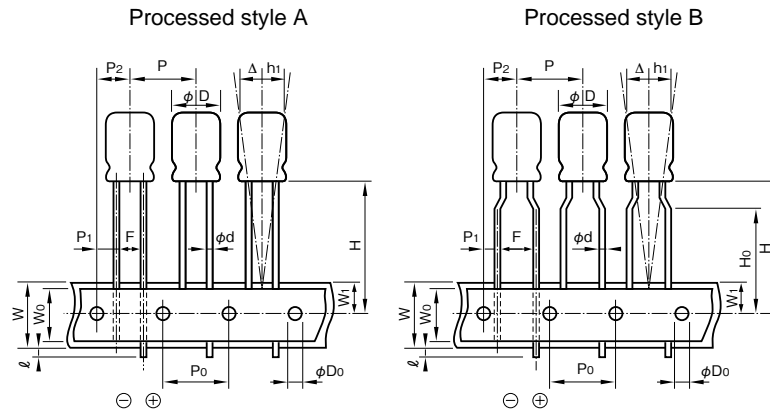
| Forming name               | Lead forming symbol | Dimension      |                    |                |                | Outline drawing |
|----------------------------|---------------------|----------------|--------------------|----------------|----------------|-----------------|
|                            |                     | F (Lead pitch) | φD (Case diameter) | ℓ <sub>0</sub> | ℓ <sub>1</sub> |                 |
| For 90° side mount of case | G9, G10             | 3.5            | 8                  | 5.5            | 1.0            |                 |
|                            | G59, G60            |                | 8                  | 3.6            | 1.0            |                 |
|                            | G9, G10             | 5.0            | 10 to 12.5         | 5.5            | 1.0            |                 |
|                            | G55, G56            |                | 12.5               | 7.5            | 2.5            |                 |
|                            | G59, G60            |                | 10 to 12.5         | 3.6            | 1.0            |                 |
|                            | G95, G96            |                | 12.5               | 0.95           | 4.9            |                 |
|                            | G99, GA0            | 7.5            | 10                 | 1.0            | 1.9            |                 |
|                            | GAS, GAT            |                | 10 to 12.5         | 4.5            | 1.0            |                 |
|                            | G9, G10             | 7.5            | 16 to 18           | 5.5            | 1.0            |                 |
|                            | GAS, GAT            |                | 16 to 18           | 4.5            | 1.0            |                 |

NOTE : Design, Specifications are subject to change without notice.  
It is recommended that you shall obtain technical specifications from ELNA to ensure that the component is suitable for your use.

### Taping

- For automatic insertion (radial lead type)

ALUMINUM



\*The shape of a lead wire sandwiched by the mounting strips may differ from the ones shown in the figures.

### Product Size Table

Unit: mm

| Item                                 | Symbol          | Tolerance     | 5L to 8L               |           |          |
|--------------------------------------|-----------------|---------------|------------------------|-----------|----------|
|                                      |                 |               | φ4 to φ8(except φ8×7L) |           | φ4 to φ8 |
| Lead forming symbol                  | —               | —             | T36                    | T58       | T2       |
| Style                                | —               | —             | A or B                 |           | B        |
| Lead-wire diameter                   | φd              | ±0.05         | 0.4 or 0.45            |           |          |
| Lead to lead distance                | F               | +0.8<br>-0.2  | 2.5                    |           | 5.0      |
| Height of component from tape center | H               | +0.75<br>-0.5 | 18.5                   | 17.5      |          |
| Lead-wire clinch height              | H <sub>0</sub>  | ±0.5          | —                      | 16.0 (φ4) | 16.0     |
| Pitch of component                   | P               | ±1.0          | 12.7                   |           |          |
| Feed hole pitch                      | P <sub>0</sub>  | ±0.3          | 12.7                   |           |          |
| Hole center to lead                  | P <sub>1</sub>  | ±0.5          | 5.1                    |           | 3.85     |
| Hole center to component             | P <sub>2</sub>  | ±1.0          | 6.35                   |           |          |
| Tape width                           | W               | ±0.5          | 18.0                   |           |          |
| Hold down tape width                 | W <sub>0</sub>  | Min.          | 6.0                    |           |          |
| Feed hole position                   | W <sub>1</sub>  | ±0.5          | 9.0                    |           |          |
| Max. lead protrusion                 | ℓ               | Max.          | 1.0                    |           |          |
| Feed hole diameter                   | φD <sub>0</sub> | ±0.2          | 4.0                    |           |          |
| Alignment of component to center     | Δh              | ±1.0          | 0                      |           |          |
| Alignment of component to center     | Δh <sub>1</sub> | ±1.0          | 0                      |           |          |
| Total tape thickness                 | t               | ±0.2          | 0.7                    |           |          |

MINIATURE  
ALUMINUM

FOR AUDIO  
ALUMINUM

■ Taping

• For automatic insertion (radial lead type)

Product Size Table

Unit: mm

| Item                                 | Symbol          | Tolerance                | 11L to 25L |      |      |      |      |       |
|--------------------------------------|-----------------|--------------------------|------------|------|------|------|------|-------|
|                                      |                 |                          | φ5, φ6.3   |      |      | φ8   | φ10  | φ12.5 |
| Lead forming symbol                  | —               | —                        | T36        | T58  | T2   | T2   | T2   | T4    |
| Style                                | —               | —                        | A or B     |      | B    |      | A    |       |
| Lead-wire diameter                   | φd              | ±0.05                    | 0.5 or 0.6 |      |      | 0.6  |      |       |
| Lead to lead distance                | F               | +0.8<br>-0.2             | 2.5        |      | 5.0  |      |      |       |
| Height of component from tape center | H               | +0.75<br>-0.5            | 18.5       | 17.5 | 18.5 | 20.0 | 18.5 |       |
| Lead-wire clinch height              | H <sub>0</sub>  | ±0.5                     | —          |      | 16.0 |      | —    |       |
| Pitch of component                   | P               | ±1.0                     | 12.7       |      |      |      |      | 15.0  |
| Feed hole pitch                      | P <sub>0</sub>  | ±0.3                     | 12.7       |      |      |      |      | 15.0  |
| Hole center to lead                  | P <sub>1</sub>  | +0.5<br>(10 to φ18 ±0.7) | 5.1        |      | 3.85 |      |      | 5.0   |
| Hole center to component             | P <sub>2</sub>  | ±1.0                     | 6.35       |      |      |      |      | 7.5   |
| Tape width                           | W               | ±0.5                     | 18.0       |      |      |      |      |       |
| Hold down tape width                 | W <sub>0</sub>  | Min.                     | 6.0        |      |      |      |      |       |
| Feed hole position                   | W <sub>1</sub>  | ±0.5                     | 9.0        |      |      |      |      |       |
| Max. lead protrusion                 | ℓ               | Max.                     | 1.0        |      |      |      |      |       |
| Feed hole diameter                   | φD <sub>0</sub> | ±0.2                     | 4.0        |      |      |      |      |       |
| Alignment of component to center     | Δh              | ±1.0                     | 0          |      |      |      |      |       |
| Alignment of component to center     | Δh <sub>1</sub> | ±1.0                     | 0          |      |      |      |      |       |
| Total tape thickness                 | t               | ±0.2                     | 0.7        |      |      |      |      |       |

Part numbering system (example: Series RJB, 10V470μF, 5mm pitch taping)

|             |   |                      |   |                          |                              |               |   |   |               |
|-------------|---|----------------------|---|--------------------------|------------------------------|---------------|---|---|---------------|
| RJB         | — | 10                   | V | 471                      | M                            | G3            | # | — | T2            |
| Series code |   | Rated voltage symbol |   | Rated capacitance symbol | Capacitance tolerance symbol | Casing symbol |   |   | Taping symbol |

## Standard packing specification of aluminum (Conductive Polymer, Hybrid) electrolytic capacitors (taping article)

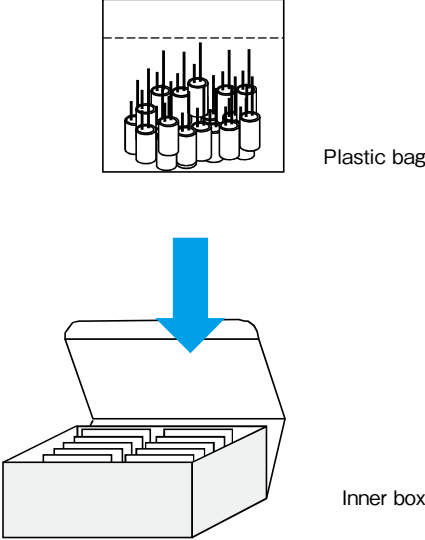
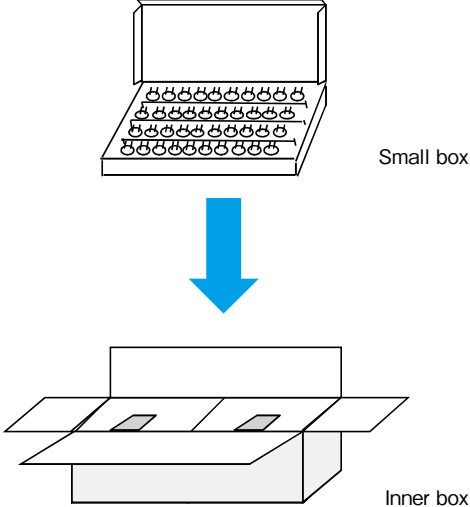
| Classification | Chip type  |   |
|----------------|--|---|
|                | Conductive Polymer Hybrid Aluminum Electrolytic Capacitors, Aluminum electrolytic capacitors | Aluminium electrolytic capacitors with conductive polymer solid electrolyte |
| Packing style  | <p>Reel</p> <p>Inner box</p>   | <p>Reel</p> <p>Dampproof bag</p> <p>Inner box</p>                           |

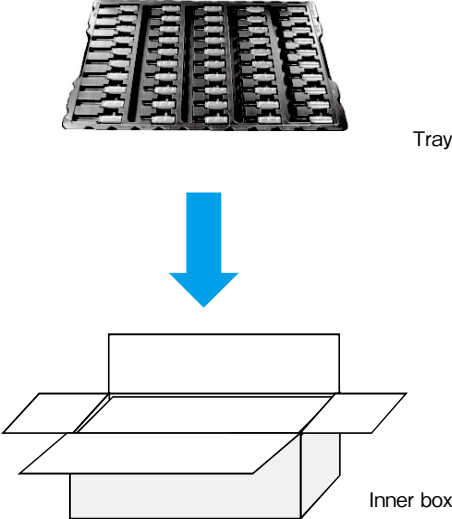
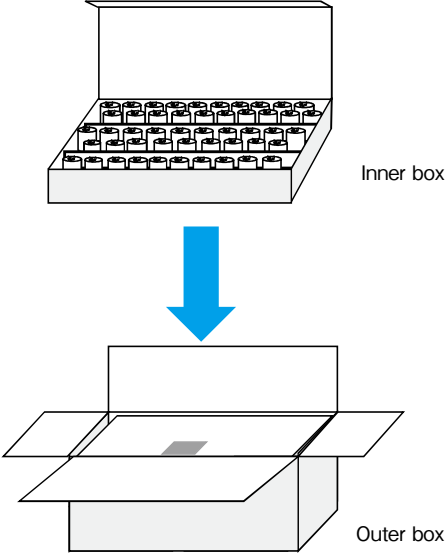
| Classification     | Lead terminal type               |   |           |                |  |  |                |   |   |   |            |     |     |    |       |            |     |     |    |       |                |     |     |    |       |            |     |     |    |       |                |     |     |    |       |                    |     |     |    |       |                |     |     |    |       |              |     |     |    |       |                  |     |     |    |     |        |     |     |    |     |          |     |     |    |     |          |     |     |    |     |          |     |     |    |     |
|--------------------|----------------------------------|---|-----------|----------------|--|--|----------------|---|---|---|------------|-----|-----|----|-------|------------|-----|-----|----|-------|----------------|-----|-----|----|-------|------------|-----|-----|----|-------|----------------|-----|-----|----|-------|--------------------|-----|-----|----|-------|----------------|-----|-----|----|-------|--------------|-----|-----|----|-------|------------------|-----|-----|----|-----|--------|-----|-----|----|-----|----------|-----|-----|----|-----|----------|-----|-----|----|-----|----------|-----|-----|----|-----|
| Packing style      | <p>Flat box</p> <p>Inner box</p> | <p>Packing size and quantity</p> <table border="1"> <thead> <tr> <th rowspan="2">Case size</th> <th colspan="3">Size (mm)</th> <th rowspan="2">Quantity (pcs)</th> </tr> <tr> <th>W</th> <th>L</th> <th>H</th> </tr> </thead> <tbody> <tr><td>φ4×5, φ4×7</td><td>210</td><td>340</td><td>55</td><td>2,000</td></tr> <tr><td>φ5×5, φ5×7</td><td>270</td><td>340</td><td>55</td><td>2,000</td></tr> <tr><td>φ6.3×5, φ6.3×7</td><td>300</td><td>340</td><td>55</td><td>2,000</td></tr> <tr><td>φ8×5, φ8×7</td><td>270</td><td>340</td><td>55</td><td>1,000</td></tr> <tr><td>φ5×11, φ5×11.5</td><td>265</td><td>340</td><td>55</td><td>2,000</td></tr> <tr><td>φ6.3×11, φ6.3×11.5</td><td>300</td><td>340</td><td>60</td><td>2,000</td></tr> <tr><td>φ8×11.5, φ8×12</td><td>265</td><td>340</td><td>55</td><td>1,000</td></tr> <tr><td>φ8×15, φ8×20</td><td>255</td><td>345</td><td>65</td><td>1,000</td></tr> <tr><td>φ10×12.5, φ10×16</td><td>215</td><td>340</td><td>60</td><td>500</td></tr> <tr><td>φ10×20</td><td>210</td><td>340</td><td>65</td><td>500</td></tr> <tr><td>φ12.5×15</td><td>290</td><td>340</td><td>65</td><td>500</td></tr> <tr><td>φ12.5×20</td><td>290</td><td>340</td><td>65</td><td>500</td></tr> <tr><td>φ12.5×25</td><td>290</td><td>340</td><td>70</td><td>500</td></tr> </tbody> </table> | Case size | Size (mm)      |  |  | Quantity (pcs) | W | L | H | φ4×5, φ4×7 | 210 | 340 | 55 | 2,000 | φ5×5, φ5×7 | 270 | 340 | 55 | 2,000 | φ6.3×5, φ6.3×7 | 300 | 340 | 55 | 2,000 | φ8×5, φ8×7 | 270 | 340 | 55 | 1,000 | φ5×11, φ5×11.5 | 265 | 340 | 55 | 2,000 | φ6.3×11, φ6.3×11.5 | 300 | 340 | 60 | 2,000 | φ8×11.5, φ8×12 | 265 | 340 | 55 | 1,000 | φ8×15, φ8×20 | 255 | 345 | 65 | 1,000 | φ10×12.5, φ10×16 | 215 | 340 | 60 | 500 | φ10×20 | 210 | 340 | 65 | 500 | φ12.5×15 | 290 | 340 | 65 | 500 | φ12.5×20 | 290 | 340 | 65 | 500 | φ12.5×25 | 290 | 340 | 70 | 500 |
| Case size          | Size (mm)                        |   |           | Quantity (pcs) |  |  |                |   |   |   |            |     |     |    |       |            |     |     |    |       |                |     |     |    |       |            |     |     |    |       |                |     |     |    |       |                    |     |     |    |       |                |     |     |    |       |              |     |     |    |       |                  |     |     |    |     |        |     |     |    |     |          |     |     |    |     |          |     |     |    |     |          |     |     |    |     |
|                    | W                                | L   | H         |                |  |  |                |   |   |   |            |     |     |    |       |            |     |     |    |       |                |     |     |    |       |            |     |     |    |       |                |     |     |    |       |                    |     |     |    |       |                |     |     |    |       |              |     |     |    |       |                  |     |     |    |     |        |     |     |    |     |          |     |     |    |     |          |     |     |    |     |          |     |     |    |     |
| φ4×5, φ4×7         | 210                              | 340   | 55        | 2,000          |  |  |                |   |   |   |            |     |     |    |       |            |     |     |    |       |                |     |     |    |       |            |     |     |    |       |                |     |     |    |       |                    |     |     |    |       |                |     |     |    |       |              |     |     |    |       |                  |     |     |    |     |        |     |     |    |     |          |     |     |    |     |          |     |     |    |     |          |     |     |    |     |
| φ5×5, φ5×7         | 270                              | 340   | 55        | 2,000          |  |  |                |   |   |   |            |     |     |    |       |            |     |     |    |       |                |     |     |    |       |            |     |     |    |       |                |     |     |    |       |                    |     |     |    |       |                |     |     |    |       |              |     |     |    |       |                  |     |     |    |     |        |     |     |    |     |          |     |     |    |     |          |     |     |    |     |          |     |     |    |     |
| φ6.3×5, φ6.3×7     | 300                              | 340   | 55        | 2,000          |  |  |                |   |   |   |            |     |     |    |       |            |     |     |    |       |                |     |     |    |       |            |     |     |    |       |                |     |     |    |       |                    |     |     |    |       |                |     |     |    |       |              |     |     |    |       |                  |     |     |    |     |        |     |     |    |     |          |     |     |    |     |          |     |     |    |     |          |     |     |    |     |
| φ8×5, φ8×7         | 270                              | 340   | 55        | 1,000          |  |  |                |   |   |   |            |     |     |    |       |            |     |     |    |       |                |     |     |    |       |            |     |     |    |       |                |     |     |    |       |                    |     |     |    |       |                |     |     |    |       |              |     |     |    |       |                  |     |     |    |     |        |     |     |    |     |          |     |     |    |     |          |     |     |    |     |          |     |     |    |     |
| φ5×11, φ5×11.5     | 265                              | 340   | 55        | 2,000          |  |  |                |   |   |   |            |     |     |    |       |            |     |     |    |       |                |     |     |    |       |            |     |     |    |       |                |     |     |    |       |                    |     |     |    |       |                |     |     |    |       |              |     |     |    |       |                  |     |     |    |     |        |     |     |    |     |          |     |     |    |     |          |     |     |    |     |          |     |     |    |     |
| φ6.3×11, φ6.3×11.5 | 300                              | 340   | 60        | 2,000          |  |  |                |   |   |   |            |     |     |    |       |            |     |     |    |       |                |     |     |    |       |            |     |     |    |       |                |     |     |    |       |                    |     |     |    |       |                |     |     |    |       |              |     |     |    |       |                  |     |     |    |     |        |     |     |    |     |          |     |     |    |     |          |     |     |    |     |          |     |     |    |     |
| φ8×11.5, φ8×12     | 265                              | 340   | 55        | 1,000          |  |  |                |   |   |   |            |     |     |    |       |            |     |     |    |       |                |     |     |    |       |            |     |     |    |       |                |     |     |    |       |                    |     |     |    |       |                |     |     |    |       |              |     |     |    |       |                  |     |     |    |     |        |     |     |    |     |          |     |     |    |     |          |     |     |    |     |          |     |     |    |     |
| φ8×15, φ8×20       | 255                              | 345   | 65        | 1,000          |  |  |                |   |   |   |            |     |     |    |       |            |     |     |    |       |                |     |     |    |       |            |     |     |    |       |                |     |     |    |       |                    |     |     |    |       |                |     |     |    |       |              |     |     |    |       |                  |     |     |    |     |        |     |     |    |     |          |     |     |    |     |          |     |     |    |     |          |     |     |    |     |
| φ10×12.5, φ10×16   | 215                              | 340   | 60        | 500            |  |  |                |   |   |   |            |     |     |    |       |            |     |     |    |       |                |     |     |    |       |            |     |     |    |       |                |     |     |    |       |                    |     |     |    |       |                |     |     |    |       |              |     |     |    |       |                  |     |     |    |     |        |     |     |    |     |          |     |     |    |     |          |     |     |    |     |          |     |     |    |     |
| φ10×20             | 210                              | 340   | 65        | 500            |  |  |                |   |   |   |            |     |     |    |       |            |     |     |    |       |                |     |     |    |       |            |     |     |    |       |                |     |     |    |       |                    |     |     |    |       |                |     |     |    |       |              |     |     |    |       |                  |     |     |    |     |        |     |     |    |     |          |     |     |    |     |          |     |     |    |     |          |     |     |    |     |
| φ12.5×15           | 290                              | 340   | 65        | 500            |  |  |                |   |   |   |            |     |     |    |       |            |     |     |    |       |                |     |     |    |       |            |     |     |    |       |                |     |     |    |       |                    |     |     |    |       |                |     |     |    |       |              |     |     |    |       |                  |     |     |    |     |        |     |     |    |     |          |     |     |    |     |          |     |     |    |     |          |     |     |    |     |
| φ12.5×20           | 290                              | 340   | 65        | 500            |  |  |                |   |   |   |            |     |     |    |       |            |     |     |    |       |                |     |     |    |       |            |     |     |    |       |                |     |     |    |       |                    |     |     |    |       |                |     |     |    |       |              |     |     |    |       |                  |     |     |    |     |        |     |     |    |     |          |     |     |    |     |          |     |     |    |     |          |     |     |    |     |
| φ12.5×25           | 290                              | 340   | 70        | 500            |  |  |                |   |   |   |            |     |     |    |       |            |     |     |    |       |                |     |     |    |       |            |     |     |    |       |                |     |     |    |       |                    |     |     |    |       |                |     |     |    |       |              |     |     |    |       |                  |     |     |    |     |        |     |     |    |     |          |     |     |    |     |          |     |     |    |     |          |     |     |    |     |

Please inquire for details.



■ Standard packing specification of aluminum electrolytic capacitors (long lead, lead forming)

|                |  |  |
|----------------|--|--|
| Classification | Long lead, Lead forming of $\phi 10$ or less (Standard packing)  | Lead forming of $\phi 12.5$ or more (Standard packing)   |
| Packing style  |  <p>Plastic bag</p> <p>Inner box</p> |  <p>Small box</p> <p>Inner box</p> |

|                |  |  |
|----------------|--|--|
| Classification | $\phi 10$ to $\phi 22$ (Optional packing)  | $\phi 22$ or more (Standard packing)   |
| Packing style  |  <p>Tray</p> <p>Inner box</p> |  <p>Inner box</p> <p>Outer box</p> |

Please inquire for details.

|  |                    |
|--|--------------------|
| <b>Aluminum Electrolytic Capacitors</b>  | ALUMINUM           |
| <b>Conductive Polymer Hybrid Aluminum Electrolytic Capacitors</b><br><b>Aluminum Electrolytic Capacitors With Conductive Polymer Solid Electrolyte</b> | POLYMER HYBRID     |
| <b>Chip Type Aluminum Electrolytic Capacitors</b>  | CHIP ALUMINUM      |
| <b>Miniature Aluminum Electrolytic Capacitors</b>  | MINIATURE ALUMINUM |
| <b>Large Capacitance Aluminum Electrolytic Capacitors</b>  | LARGE ALUMINUM     |
| <b>Aluminum Electrolytic Capacitors for Audio</b>  | FOR AUDIO ALUMINUM |

## ■ Cautions for Using Conductive Polymer Hybrid Aluminum Electrolytic Capacitors, Aluminum Electrolytic Capacitors With Conductive Polymer Solid Electrolyte

Please be sure to read this specification before using this product.

Before placing an order, please inquire about the Specification to check details.

### ■ Cautions for Usage

#### 1. Conductive Polymer Hybrid Aluminum Electrolytic Capacitors, Solid Conductive Polymer Aluminum Electrolytic Capacitors are polarized.

- Using a capacitor with reversed polarity causes abnormal current flow, resulting in a short circuit.
- Cannot use for the circuit to which the polarity reverses by ripple voltage.

#### 2. Prohibited Circuits

- Since leakage current problem may arise, capacitors cannot be used in the following circuits.
  - ① Coupling circuits
  - ② Circuits greatly affected by leakage current

#### 3. Use capacitors within the rated voltage.

- The application of voltages exceeding the rated voltage can significantly increase leakage current, resulting in a short failure. Please do not apply a voltage exceeding the rated voltage.

#### 4. Be careful of excessive rush current.

- Using capacitors in the circuit where excessive rush current passes may cause characteristic deterioration or a short. When the rush current exceeds 10 A, we recommend use of protection circuits to ensure high reliability.

#### 5. Use the allowable ripple voltage and the rated ripple current below the specified values.

- When superimposing a ripple voltage on a DC bias voltage, exercise care that the peak voltage value does not exceed the rated voltage and does not reverse the polarity.
- The rated ripple current shall be below the specified value.

#### 6. Changes in characteristics due to operating temperature

- The characteristics of conductive polymer hybrid aluminum electrolytic capacitors, solid conductive polymer aluminum electrolytic capacitors vary by temperature as follows. These variations are temporary and recover when the temperature goes back (except for the case of characteristic deterioration because of high temperatures over a long time). Note that using capacitors over the upper category temperature increases leakage current, resulting in a short and destruction.

Be careful of the capacitor temperature considering not only the ambient temperature where the equipment is placed and the temperature inside the equipment but also radiation heat from the heating element inside the equipment, and self-heat

generation by ripple current.

- ① Capacitance expressed in the value at 20°C, 120 Hz increases with increased temperature and decreases with decreasing temperature.
- ② Tangent of loss angle ( $\tan\delta$ ) expressed in the value at 20°C, 120 Hz is temperature-independent.
- ③ Equivalent series resistance (ESR) expressed in the value at 20°C, 100 kHz is temperature independent.
- ④ Leakage current increases with increased temperature and decreases with decreasing temperature.

#### 7. Changes in characteristics due to frequency

- The characteristics of conductive polymer hybrid aluminum electrolytic capacitors, solid conductive polymer aluminum electrolytic capacitors vary by operating frequency as follows.
  - ① Capacitance expressed in the value at 20°C, 120 Hz decreases with increased frequency.
  - ② Tangent of loss angle ( $\tan\delta$ ) expressed in the value at 20°C, 120 Hz increases with increased frequency.
  - ③ Equivalent series resistance (ESR) expressed in the value at 20°C, 100 kHz increases with decreasing frequency.

#### 8. Failure modes of solid conductive polymer aluminum electrolytic capacitors

- The failure modes of solid conductive polymer aluminum electrolytic capacitors are a wear-out failure by deterioration of electrical performance and a random failure by a short. The failure rate level is 0.5%/1,000h at the reliability level of 60% with the specified voltage applied at 105°C.
- If a short occurs and continues with the application of a voltage exceeding the rated voltage, increasing the internal temperature, the internal pressure increases by vaporization of the cathode material, which may cause the aluminum case to come off.

#### 9. Operating environments

- Do not use capacitors in an environment directly exposed to water, saltwater spray, oil spill or condensation.
- Do not use capacitors in an environment filled with toxic gas such as hydrogen sulfide, sulfurous acid, nitrous acid, chlorine, ammonia, etc.
- Do not use capacitors in a place exposed to ozone, ultraviolet rays, or radiation.

#### 10. Fumigation Process

NOTE : Design, Specifications are subject to change without notice.  
It is recommended that you shall obtain technical specifications from ELNA to ensure that the component is suitable for your use.

- Before transportation of electronic equipment to overseas, fumigation process may be subjected to wooden packing material with a halogen (compound) gas such as methyl bromide. Exercise care that this halogen gas may corrode capacitors. Also, be careful of epidemic preventive agent as corrosive component such as halogen may be contained.

#### 11. The case of Conductive Polymer Hybrid Aluminum Electrolytic Capacitors, Solid Conductive Polymer Aluminum Electrolytic Capacitors and the cathode terminal are not insulated.

- The case and the cathode terminal are not insulated as being connected through inconstant resistance.

#### 12. Double-sided PCB's

- When using capacitors on a double-sided PCB, exercise care that the wiring pattern does not touch the area where the capacitors are mounted. Failure to do so may cause a short to occur to the PCB depending on the mounting conditions.

#### 13. Regarding Connection of Conductive Polymer Hybrid Aluminum Electrolytic Capacitors, Solid Conductive Polymer Aluminum Electrolytic Capacitors

- When connecting more than one capacitor in parallel, consider the current balance.

#### 14. Use at a high altitude

- The use of capacitors at high altitudes such as on an airplane causes a large difference between the internal pressure of the capacitors and the atmospheric pressure. However, there is no problem in use under atmospheric pressure up to about an altitude of 10,000 meters.

If the condition is severe like space, please contact us.

#### 15. Other Notes

- Do not use capacitors on a circuit where rapid charge and discharge are repeated.
- Electrical characteristics of capacitors vary by variations in temperature and frequency. Please consider these variations when designing a circuit.

### ■Cautions for Mounting

#### 1. Cautions for Mounting

- Do not reuse capacitors that have been assembled in a set and energized. Capacitors cannot be reused except for those which have been measured on electrical performance during periodic inspection.
- Before mounting, confirm the capacitor ratings (rated capacitance and rated voltage).
- Capacitors may generate transient recovery voltage. In this case, discharge through a resistor of about 1 kΩ.

- Before mounting, confirm the polarity of capacitor.
- Do not drop capacitors onto a floor nor use them.
- Do not mount deformed capacitors.
- Do not mount heating parts around capacitors and on the back of the PCB under or back of capacitors).

#### 2. Do not apply excessive pressure to the capacitor or its terminals

- Be careful of the shock force that can be produced by absorbers, product checkers, and centering on automatic inserters and installers.

#### 3. Soldering

- Do not solder capacitor body by dipping into melted solder.
- Soldering conditions (preheating, soldering temperature, terminal dipping time) should be within the ranges specified in the catalog or the delivery specification.  
Please refer to page 15.
- Flux should not adhere to the parts other than the terminals.
- When using a soldering iron, avoid excessive stress to capacitor body.
- Although leakage current may increase (from a few μA to hundreds of μA) after soldering, it can be reduced through self-repair by applying voltage. It is advised to operate the set properly after treating with the recommended voltage.
- In case of a long-term use of equipment, control the soldering characteristics so that capacitors and PCB do not fail to connect to avoid abnormal current passage by a failure of soldering to mount.

#### 4. Handling after Soldering

- Do not tilt, fall, raise or twist capacitor body.
- Do not pick up or move PCB by holding a capacitor.
- Do not bump capacitors against objects. When stacking PCB's, make sure that capacitors do not touch the PCB's or other components.
- Do not subject capacitors to excessive stress.

#### 5. Cleaning after Soldering

- Recommended cleaning method

##### ①Cleaning solutions:

- (a) CLEANTHROUGH 710M, 750H, 750L
- (b) PINEALPHA ST-100S
- (c) Techno Care FRW-4~17
- (d) Isopropyl alcohol (2-propanol)

##### ②Cleaning conditions:

- (a) The temperature of cleaning solution shall be less than 60°C.
- (b) Use immersion or ultrasonic waves within two minutes.

(c) After cleaning, capacitors and PCB's shall thoroughly be rinsed and dried with hot blast for more than 10 minutes. The temperature of such breeze should be less than the upper category temperature.

(d) After cleaning, do not keep capacitors in cleaning solution atmosphere or airtight containers.

- During cleaning, control the cleaning solution against contamination.

#### 6. Fixing adhesives and coating materials.

- Do not use halogenated fixatives and coatings.
- Before using a fixative or coating, remove flux residues and contaminants from between the PCB and the sealing section of capacitors.
- Dry the cleaning solution before using the adhesive or coating.
- Do not cover up all the sealing sections (terminal side) of capacitors with the adhesive or coating.
- Heat curing conditions of fixative and coating.

#### ■ Other Cautions

##### 1. Do not directly touch the terminals of Conductive Polymer Hybrid Aluminum Electrolytic Capacitors, Solid Conductive Polymer Aluminum Electrolytic Capacitors.

Failure to do so can cause electric shock or burns. Before use, allow capacitors to discharge through a 1kΩ resistor (with a sufficient margin to the heat generation capacity) as needed.

##### 2. Do not short-circuit between the terminals of the Conductive Polymer Hybrid Aluminum Electrolytic Capacitors, Solid Conductive Polymer Aluminum Electrolytic Capacitors. Do not subject capacitors to conductive solutions such as acid and alkaline water solutions.

##### 3. Periodic inspection should be performed on the capacitors for the industrial equipment application.

Check the following checkpoints.

- Visual inspection to check for significant defects.
- Electrical performance: leakage current, rated capacitance, tangent of loss angle, ESR, and items specified in the catalog or the specification.

##### 4. Be careful of the following cases of emergency.

- In case of a short during use of capacitors in sets, producing gas, turn off the main power of the set or unplug the power cord from the outlet.
- In case of a short, producing gas, it may take a few seconds to a few minutes depending on the conditions. Therefore, ensure that the protective circuit of the power supply works during this time.
- If the gas gets in your eyes, rinse them immediately. Gargle if the gas is inhaled.

- Do not lick the electrolyte of capacitors. When the electrolyte gets on your skin, wash it off with soap immediately.

#### 5. Storage Conditions.

- Do not store at high temperature and high humidity. Store at a temperature of 5 to 35°C and a relative humidity of less than 75%, keeping free from direct sunlight.
- Solid conductive polymer aluminum electrolytic capacitors are during delivery, stored in airtight moistureproof bags to ensure satisfactory soldering. Once the bag is opened right before mounting, it is better to use up the capacitors. If some are unavoidably left over, return them to the moistureproof bag, and seal the opening hermetically.
- Solid conductive polymer aluminum electrolytic capacitors may have increased leakage current when unused or stored for a long time after mounted on equipment. This phenomenon often occurs at high ambient temperatures; however, leakage current will decrease through voltage treatment. If leakage current still increases after a lapse of more than one year at ambient temperature (shorter time at high temperatures), treat with voltage as needed. In design of equipment, consider the effect of increase in initial current, and install protective circuits as needed.

Please check that recommended voltage treatment conditions are provided for each series.

- Do not store capacitors in an environment directly exposed to water, saltwater spray, oil spill or condensation.
- Do not store capacitors in an environment filled with toxic gas such as hydrogen sulfide, sulfuric acid, nitrous acid, chlorine, ammonia, etc.
- Do not store capacitors in a place exposed to ozone, ultraviolet rays, or radiation.

#### 6. Please take the following actions when disposing of Conductive Polymer Hybrid Aluminum Electrolytic Capacitors, Solid Conductive Polymer Aluminum Electrolytic Capacitors.

- Entrust to specialists of industrial waste treatment for incineration.

#### 7. Others

- Before using capacitors, check the details of the specification and catalog as well as the following.

Technical Report of Japan Electronics and Information Technology Industries Association

EIAJ RCR-2367B

Guideline of notabilia for fixed aluminum electrolytic capacitors for use in electronic equipment

## Conductive Polymer Hybrid Capacitors

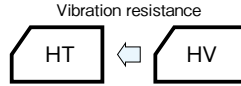
GREEN CAP

SMD

Low ESR

105°C  
10000hours

- Low ESR and high ripple current are realized.
- HT is resist to vibration. (30G guaranteed)
- Equivalent to conductive polymer type Aluminum Electrolytic Capacitor. (There are little characteristics change by temperature and frequency)
- Guaranteed 105°C, 10000 hours.



Marking color : Blue print

### Specifications

| Item  | Performance  |                        |               |                 |                                     |                                  |                              |                           |   |            |   |             |      |      |      |      |      |      |      |      |      |
|---|--|------------------------|---------------|-----------------|-------------------------------------|----------------------------------|------------------------------|---------------------------|---|------------|---|-------------|------|------|------|------|------|------|------|------|------|
| Category temperature range (°C)             | -55~+105   |                        |               |                 |                                     |                                  |                              |                           |   |            |   |             |      |      |      |      |      |      |      |      |      |
| Tolerance at rated capacitance (%)          | ±20 (20°C, 120Hz)  |                        |               |                 |                                     |                                  |                              |                           |   |            |   |             |      |      |      |      |      |      |      |      |      |
| Leakage current (µA) (max.)                 | 0.01CV or 3 whichever is larger (after 2 minutes)<br>C : Rated capacitance (µF) , V : Rated voltage (V) (20°C)   |                        |               |                 |                                     |                                  |                              |                           |   |            |   |             |      |      |      |      |      |      |      |      |      |
| Tangent of loss angle (tanδ)                | <table border="1"> <thead> <tr> <th>Rated voltage (V)</th> <th>6.3</th> <th>10</th> <th>16</th> <th>25</th> <th>35</th> <th>50</th> <th>63</th> <th>80</th> <th>100</th> </tr> </thead> <tbody> <tr> <td>tanδ (max.)</td> <td>0.20</td> <td>0.18</td> <td>0.16</td> <td>0.14</td> <td>0.12</td> <td>0.10</td> <td>0.08</td> <td>0.08</td> <td>0.08</td> </tr> </tbody> </table> (20°C, 120Hz)  | Rated voltage (V)      | 6.3           | 10              | 16                                  | 25                               | 35                           | 50                        | 63  | 80         | 100   | tanδ (max.) | 0.20 | 0.18 | 0.16 | 0.14 | 0.12 | 0.10 | 0.08 | 0.08 | 0.08 |
| Rated voltage (V)                           | 6.3  | 10                     | 16            | 25              | 35                                  | 50                               | 63                           | 80                        | 100   |            |   |             |      |      |      |      |      |      |      |      |      |
| tanδ (max.)                                 | 0.20   | 0.18                   | 0.16          | 0.14            | 0.12                                | 0.10                             | 0.08                         | 0.08                      | 0.08  |            |   |             |      |      |      |      |      |      |      |      |      |
| Characteristics at high and low temperature | <table border="1"> <thead> <tr> <th>Impedance ratio (max.)</th> <th>Z-25°C/Z+20°C</th> <th>1.5</th> </tr> </thead> <tbody> <tr> <td></td> <th>Z-55°C/Z+20°C</th> <td>2.0</td> </tr> </tbody> </table> (100kHz)   | Impedance ratio (max.) | Z-25°C/Z+20°C | 1.5             |                                     | Z-55°C/Z+20°C                    | 2.0                          |                           |   |            |   |             |      |      |      |      |      |      |      |      |      |
| Impedance ratio (max.)                      | Z-25°C/Z+20°C  | 1.5                    |               |                 |                                     |                                  |                              |                           |   |            |   |             |      |      |      |      |      |      |      |      |      |
|   | Z-55°C/Z+20°C  | 2.0                    |               |                 |                                     |                                  |                              |                           |   |            |   |             |      |      |      |      |      |      |      |      |      |
| Endurance (105°C) (Applied ripple current)  | <table border="1"> <tbody> <tr> <td>Test time</td> <td>10000 hours</td> </tr> <tr> <td>Leakage current</td> <td>The initial specified value or less</td> </tr> <tr> <td>Percentage of capacitance change</td> <td>Within ±30% of initial value</td> </tr> <tr> <td>Tangent of the loss angle</td> <td>200% or less of the initial specified value</td> </tr> <tr> <td>ESR change</td> <td>200% or less of the initial specified value</td> </tr> </tbody> </table> | Test time              | 10000 hours   | Leakage current | The initial specified value or less | Percentage of capacitance change | Within ±30% of initial value | Tangent of the loss angle | 200% or less of the initial specified value | ESR change | 200% or less of the initial specified value |             |      |      |      |      |      |      |      |      |      |
| Test time                                   | 10000 hours  |                        |               |                 |                                     |                                  |                              |                           |   |            |   |             |      |      |      |      |      |      |      |      |      |
| Leakage current                             | The initial specified value or less  |                        |               |                 |                                     |                                  |                              |                           |   |            |   |             |      |      |      |      |      |      |      |      |      |
| Percentage of capacitance change            | Within ±30% of initial value   |                        |               |                 |                                     |                                  |                              |                           |   |            |   |             |      |      |      |      |      |      |      |      |      |
| Tangent of the loss angle                   | 200% or less of the initial specified value  |                        |               |                 |                                     |                                  |                              |                           |   |            |   |             |      |      |      |      |      |      |      |      |      |
| ESR change                                  | 200% or less of the initial specified value  |                        |               |                 |                                     |                                  |                              |                           |   |            |   |             |      |      |      |      |      |      |      |      |      |
| Shelf life (105°C)                          | Test time : 1000hours ; other items are same as the endurance. Voltage application treatment : According to JIS C5101-4 4.1.   |                        |               |                 |                                     |                                  |                              |                           |   |            |   |             |      |      |      |      |      |      |      |      |      |

### Outline Drawing

Unit : mm

#### Series HV

| φD   | L        | A    | B    | C   | M       | W          | P   | Casing symbol |
|------|----------|------|------|-----|---------|------------|-----|---------------|
| 5    | 5.8±0.3  | 5.3  | 5.3  | 2.3 | 0.4±0.2 | 0.5 to 0.8 | 1.5 | E61           |
| 6.3  | 5.8±0.3  | 6.6  | 6.6  | 2.7 | 0.4±0.2 | 0.5 to 0.8 | 2.0 | F61           |
| 6.3  | 7.7±0.3  | 6.6  | 6.6  | 2.7 | 0.4±0.2 | 0.5 to 0.8 | 2.0 | F80           |
| 8    | 8.7±0.3  | 8.4  | 8.4  | 3.0 | 0.4±0.2 | 0.5 to 0.8 | 3.1 | G90           |
| 8    | 10±0.5   | 8.4  | 8.4  | 3.0 | 0.4±0.2 | 0.7 to 1.1 | 3.1 | G10           |
| 10   | 8.7±0.3  | 10.4 | 10.4 | 3.3 | 0.4±0.2 | 0.7 to 1.1 | 4.7 | H90           |
| 10   | 10±0.5   | 10.4 | 10.4 | 3.3 | 0.4±0.2 | 0.7 to 1.1 | 4.7 | H10           |
| 10   | 12.5±0.5 | 10.4 | 10.4 | 3.3 | 0.4±0.2 | 0.7 to 1.1 | 4.7 | HC5           |
| 12.5 | 13.5±0.5 | 13.0 | 13.0 | 4.9 | 0.7±0.3 | 1.0 to 1.4 | 4.6 | IE            |

#### Series HT

| φD   | L        | A    | B    | C   | M       | W          | P   | Casing symbol |
|------|----------|------|------|-----|---------|------------|-----|---------------|
| 8    | 10±0.5   | 8.4  | 8.4  | 3.0 | 0.4±0.2 | 0.7 to 1.1 | 3.1 | G10           |
| 10   | 10±0.5   | 10.4 | 10.4 | 3.3 | 0.4±0.2 | 0.7 to 1.1 | 4.7 | H10           |
| 10   | 12.5±0.5 | 10.4 | 10.4 | 3.3 | 0.4±0.2 | 0.7 to 1.1 | 4.7 | HC5           |
| 12.5 | 13.5±0.5 | 13.0 | 13.0 | 4.9 | 0.7±0.3 | 1.0 to 1.4 | 4.6 | IE            |

- Soldering conditions are described on page 15.
- Land pattern size are described on page 13.
- The taping specifications are described on page 16.

### Coefficient of Frequency for Rated Ripple Current

| Frequency (Hz)                  | 120  | 1k   | 10k  | 100k or more |
|---------------------------------|------|------|------|--------------|
| Rated voltage (V)<br>6.3 to 100 | 0.10 | 0.30 | 0.60 | 1            |

### Part numbering system

HV (example : 35V270µF)

|             |   |                      |   |                          |                              |               |   |   |               |
|-------------|---|----------------------|---|--------------------------|------------------------------|---------------|---|---|---------------|
| HV          | — | 35                   | V | 271                      | M                            | H10           | E | — | □             |
| Series code |   | Rated voltage symbol |   | Rated capacitance symbol | Capacitance tolerance symbol | Casing symbol |   |   | Taping symbol |

HT (example : 35V270µF)

|             |   |                      |   |                          |                              |               |   |   |               |
|-------------|---|----------------------|---|--------------------------|------------------------------|---------------|---|---|---------------|
| HT          | — | 35                   | V | 271                      | M                            | H10           | E | — | □             |
| Series code |   | Rated voltage symbol |   | Rated capacitance symbol | Capacitance tolerance symbol | Casing symbol |   |   | Taping symbol |

NOTE : Design, Specifications are subject to change without notice. It is recommended that you shall obtain technical specifications from ELNA to ensure that the component is suitable for your use.



Standard Ratings

| Rated voltage (V)<br>Rated capacitance (µF) | 6.3                       |                  |  | 10                |                  |  | 16                |                  |  | 25                |                  |  |
|---|---------------------------|------------------|--|-------------------|------------------|--|-------------------|------------------|--|-------------------|------------------|--|
|   | Item<br>Case<br>φD×L (mm) | ESR<br>(mΩ max.) | Rated ripple current<br>(mA <sub>rms</sub> ) | Case<br>φD×L (mm) | ESR<br>(mΩ max.) | Rated ripple current<br>(mA <sub>rms</sub> ) | Case<br>φD×L (mm) | ESR<br>(mΩ max.) | Rated ripple current<br>(mA <sub>rms</sub> ) | Case<br>φD×L (mm) | ESR<br>(mΩ max.) | Rated ripple current<br>(mA <sub>rms</sub> ) |
| 33  | —                         | —                | —  | —                 | —                | —  | —                 | —                | —  | 5×5.8             | 80               | 900  |
| 47  | —                         | —                | —  | —                 | —                | —  | 5×5.8             | 70               | 900  | —                 | —                | —  |
| 56  | —                         | —                | —  | —                 | —                | —  | —                 | —                | —  | 6.3×5.8           | 50               | 1300   |
| 82  | —                         | —                | —  | —                 | —                | —  | 6.3×5.8           | 45               | 1600   | —                 | —                | —  |
| 100   | —                         | —                | —  | 6.3×5.8           | 45               | 1600   | —                 | —                | —  | 6.3×7.7           | 30               | 2000   |
| 150   | —                         | —                | —  | —                 | —                | —  | 6.3×7.7           | 27               | 2200   | 8×8.7             | 27               | 2100   |
| 220   | 6.3×5.8                   | 45               | 1600   | 6.3×7.7           | 24               | 2300   | —                 | —                | —  | 8×10              | 27               | 2300   |
| 270   | —                         | —                | —  | —                 | —                | —  | 8×10              | 22               | 2500   | 10×8.7            | 25               | 2400   |
| 330   | 6.3×7.7                   | 24               | 2300   | 8×10              | 22               | 2500   | —                 | —                | —  | 10×10             | 20               | 2500   |
| 470   | —                         | —                | —  | 10×10             | 18               | 2600   | 10×10             | 18               | 2600   | —                 | —                | —  |
| 560   | 8×10                      | 22               | 2500   | —                 | —                | —  | —                 | —                | —  | 10×12.5           | 18               | 3500   |
| 820   | 10×10                     | 18               | 2600   | —                 | —                | —  | —                 | —                | —  | 12.5×13.5         | 15               | 4000   |

| Rated voltage (V)<br>Rated capacitance (µF) | 35                        |                  |  | 50                |                  |  | 63                |                  |  |
|---|---------------------------|------------------|--|-------------------|------------------|--|-------------------|------------------|--|
|   | Item<br>Case<br>φD×L (mm) | ESR<br>(mΩ max.) | Rated ripple current<br>(mA <sub>rms</sub> ) | Case<br>φD×L (mm) | ESR<br>(mΩ max.) | Rated ripple current<br>(mA <sub>rms</sub> ) | Case<br>φD×L (mm) | ESR<br>(mΩ max.) | Rated ripple current<br>(mA <sub>rms</sub> ) |
| 10  | —                         | —                | —  | 5×5.8             | 120              | 750  | 6.3×5.8           | 120              | 1000   |
| 22  | 5×5.8                     | 100              | 900  | 6.3×5.8           | 80               | 1100   | 6.3×7.7           | 80               | 1500   |
| 27  | —                         | —                | —  | —                 | —                | —  | 8×8.7             | 50               | 1600   |
| 33  | —                         | —                | —  | 6.3×7.7           | 40               | 1600   | 8×10              | 40               | 1600   |
| 47  | 6.3×5.8                   | 60               | 1300   | 8×8.7             | 35               | 1700   | 10×8.7            | 35               | 1700   |
| 56  | —                         | —                | —  | —                 | —                | —  | 10×10             | 30               | 1800   |
| 68  | 6.3×7.7                   | 35               | 2000   | 8×10              | 30               | 1800   | —                 | —                | —  |
| 82  | —                         | —                | —  | 10×8.7            | 28               | 1900   | —                 | —                | —  |
| 100   | 8×8.7                     | 30               | 2100   | 10×10             | 28               | 2000   | 10×12.5           | 26               | 2500   |
| 120   | —                         | —                | —  | —                 | —                | —  | 12.5×13.5         | 22               | 3000   |
| 150   | 8×10                      | 27               | 2300   | 10×12.5           | 24               | 3000   | —                 | —                | —  |
| 220   | 10×8.7                    | 25               | 2400   | —                 | —                | —  | —                 | —                | —  |
| 270   | 10×10                     | 20               | 2500   | —                 | —                | —  | —                 | —                | —  |
| 330   | —                         | —                | —  | 12.5×13.5         | 20               | 3600   | —                 | —                | —  |
| 390   | 10×12.5                   | 18               | 3500   | —                 | —                | —  | —                 | —                | —  |
| 560   | 12.5×13.5                 | 15               | 4000   | —                 | —                | —  | —                 | —                | —  |

| Rated voltage (V)<br>Rated capacitance (µF) | 80                        |                  |  | 100               |                  |  |
|---|---------------------------|------------------|--|-------------------|------------------|--|
|   | Item<br>Case<br>φD×L (mm) | ESR<br>(mΩ max.) | Rated ripple current<br>(mA <sub>rms</sub> ) | Case<br>φD×L (mm) | ESR<br>(mΩ max.) | Rated ripple current<br>(mA <sub>rms</sub> ) |
| 15  | —                         | —                | —  | 10×10             | 45               | 1600   |
| 22  | 8×10                      | 45               | 1550   | —                 | —                | —  |
| 33  | 10×10                     | 36               | 1700   | —                 | —                | —  |

(Note) Rated ripple current : 105°C , 100kHz ; ESR : 20°C , 100kHz



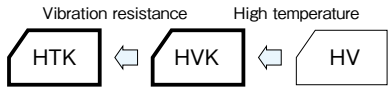
## Conductive Polymer Hybrid Capacitors

GREEN CAP SMD Low ESR 125°C 6000hours

- Low ESR and high ripple current are realized.
- HTK is resist to vibration. (30G guaranteed)
- Equivalent to conductive polymer type Aluminum Electrolytic Capacitor. (There are little characteristics change by temperature and frequency)
- Guaranteed 125°C, 6000 hours. ( $\phi 5$ , 6.3V to 16V, 63V or more : 4000 hours)



Marking color : Blue print



### Specifications

| Item  | Performance   |                        |  |                 |                                     |                                  |                              |                           |   |            |   |                     |      |      |      |      |      |      |      |      |      |
|---|---|------------------------|--|-----------------|-------------------------------------|----------------------------------|------------------------------|---------------------------|---|------------|---|---------------------|------|------|------|------|------|------|------|------|------|
| Category temperature range (°C)             | -55~+125  |                        |  |                 |                                     |                                  |                              |                           |   |            |   |                     |      |      |      |      |      |      |      |      |      |
| Tolerance at rated capacitance (%)          | ±20 (20°C, 120Hz)   |                        |  |                 |                                     |                                  |                              |                           |   |            |   |                     |      |      |      |      |      |      |      |      |      |
| Leakage current ( $\mu A$ ) (max.)          | 0.01 CV or 3 whichever is larger (after 2 minutes)<br>C : Rated capacitance ( $\mu F$ ) , V : Rated voltage (V) (20°C)  |                        |  |                 |                                     |                                  |                              |                           |   |            |   |                     |      |      |      |      |      |      |      |      |      |
| Tangent of loss angle (tan $\delta$ )       | <table border="1"> <tr> <td>Rated voltage (V)</td> <td>6.3</td><td>10</td><td>16</td><td>25</td><td>35</td><td>50</td><td>63</td><td>80</td><td>100</td> </tr> <tr> <td>tan<math>\delta</math> (max.)</td> <td>0.20</td><td>0.18</td><td>0.16</td><td>0.14</td><td>0.12</td><td>0.10</td><td>0.08</td><td>0.08</td><td>0.08</td> </tr> </table> <p>(20°C, 120Hz)</p>  | Rated voltage (V)      | 6.3  | 10              | 16                                  | 25                               | 35                           | 50                        | 63  | 80         | 100   | tan $\delta$ (max.) | 0.20 | 0.18 | 0.16 | 0.14 | 0.12 | 0.10 | 0.08 | 0.08 | 0.08 |
| Rated voltage (V)                           | 6.3   | 10                     | 16   | 25              | 35                                  | 50                               | 63                           | 80                        | 100   |            |   |                     |      |      |      |      |      |      |      |      |      |
| tan $\delta$ (max.)                         | 0.20  | 0.18                   | 0.16   | 0.14            | 0.12                                | 0.10                             | 0.08                         | 0.08                      | 0.08  |            |   |                     |      |      |      |      |      |      |      |      |      |
| Characteristics at high and low temperature | <table border="1"> <tr> <td>Impedance ratio (max.)</td> <td>Z-25°C/Z+20°C</td><td>1.5</td> </tr> <tr> <td></td> <td>Z-55°C/Z+20°C</td><td>2.0</td> </tr> </table> <p>(100kHz)</p>   | Impedance ratio (max.) | Z-25°C/Z+20°C  | 1.5             |                                     | Z-55°C/Z+20°C                    | 2.0                          |                           |   |            |   |                     |      |      |      |      |      |      |      |      |      |
| Impedance ratio (max.)                      | Z-25°C/Z+20°C   | 1.5                    |  |                 |                                     |                                  |                              |                           |   |            |   |                     |      |      |      |      |      |      |      |      |      |
|   | Z-55°C/Z+20°C   | 2.0                    |  |                 |                                     |                                  |                              |                           |   |            |   |                     |      |      |      |      |      |      |      |      |      |
| Endurance (125°C) (Applied ripple current)  | <table border="1"> <tr> <td>Test time</td> <td>6000 hours (<math>\phi 5</math>, 6.3V to 16V, 63V or more : 4000 hours)</td> </tr> <tr> <td>Leakage current</td> <td>The initial specified value or less</td> </tr> <tr> <td>Percentage of capacitance change</td> <td>Within ±30% of initial value</td> </tr> <tr> <td>Tangent of the loss angle</td> <td>200% or less of the initial specified value</td> </tr> <tr> <td>ESR change</td> <td>200% or less of the initial specified value</td> </tr> </table> | Test time              | 6000 hours ( $\phi 5$ , 6.3V to 16V, 63V or more : 4000 hours) | Leakage current | The initial specified value or less | Percentage of capacitance change | Within ±30% of initial value | Tangent of the loss angle | 200% or less of the initial specified value | ESR change | 200% or less of the initial specified value |                     |      |      |      |      |      |      |      |      |      |
| Test time                                   | 6000 hours ( $\phi 5$ , 6.3V to 16V, 63V or more : 4000 hours)  |                        |  |                 |                                     |                                  |                              |                           |   |            |   |                     |      |      |      |      |      |      |      |      |      |
| Leakage current                             | The initial specified value or less   |                        |  |                 |                                     |                                  |                              |                           |   |            |   |                     |      |      |      |      |      |      |      |      |      |
| Percentage of capacitance change            | Within ±30% of initial value  |                        |  |                 |                                     |                                  |                              |                           |   |            |   |                     |      |      |      |      |      |      |      |      |      |
| Tangent of the loss angle                   | 200% or less of the initial specified value   |                        |  |                 |                                     |                                  |                              |                           |   |            |   |                     |      |      |      |      |      |      |      |      |      |
| ESR change                                  | 200% or less of the initial specified value   |                        |  |                 |                                     |                                  |                              |                           |   |            |   |                     |      |      |      |      |      |      |      |      |      |
| Shelf life (125°C)                          | Test time : 1000hours ; other items are same as the endurance. Voltage application treatment : According to JIS C5101-4 4.1.  |                        |  |                 |                                     |                                  |                              |                           |   |            |   |                     |      |      |      |      |      |      |      |      |      |

### Outline Drawing

Unit : mm

#### Series HVK

| $\phi D$ | L        | A    | B    | C   | M       | W          | P   | Casing symbol |
|----------|----------|------|------|-----|---------|------------|-----|---------------|
| 5        | 5.8±0.3  | 5.3  | 5.3  | 2.3 | 0.4±0.2 | 0.5 to 0.8 | 1.5 | E61           |
| 6.3      | 5.8±0.3  | 6.6  | 6.6  | 2.7 | 0.4±0.2 | 0.5 to 0.8 | 2.0 | F61           |
| 6.3      | 7.7±0.3  | 6.6  | 6.6  | 2.7 | 0.4±0.2 | 0.5 to 0.8 | 2.0 | F80           |
| 8        | 8.7±0.3  | 8.4  | 8.4  | 3.0 | 0.4±0.2 | 0.5 to 0.8 | 3.1 | G90           |
| 8        | 10±0.5   | 8.4  | 8.4  | 3.0 | 0.4±0.2 | 0.7 to 1.1 | 3.1 | G10           |
| 10       | 8.7±0.3  | 10.4 | 10.4 | 3.3 | 0.4±0.2 | 0.7 to 1.1 | 4.7 | H90           |
| 10       | 10±0.5   | 10.4 | 10.4 | 3.3 | 0.4±0.2 | 0.7 to 1.1 | 4.7 | H10           |
| 10       | 12.5±0.5 | 10.4 | 10.4 | 3.3 | 0.4±0.2 | 0.7 to 1.1 | 4.7 | HC5           |
| 12.5     | 13.5±0.5 | 13.0 | 13.0 | 4.9 | 0.7±0.3 | 1.0 to 1.4 | 4.6 | IE            |

#### Series HTK

| $\phi D$ | L        | A    | B    | C   | M       | W          | P   | Casing symbol |
|----------|----------|------|------|-----|---------|------------|-----|---------------|
| 8        | 10±0.5   | 8.4  | 8.4  | 3.0 | 0.4±0.2 | 0.7 to 1.1 | 3.1 | G10           |
| 10       | 10±0.5   | 10.4 | 10.4 | 3.3 | 0.4±0.2 | 0.7 to 1.1 | 4.7 | H10           |
| 10       | 12.5±0.5 | 10.4 | 10.4 | 3.3 | 0.4±0.2 | 0.7 to 1.1 | 4.7 | HC5           |
| 12.5     | 13.5±0.5 | 13.0 | 13.0 | 4.9 | 0.7±0.3 | 1.0 to 1.4 | 4.6 | IE            |

- Soldering conditions are described on page 15.
- Land pattern size are described on page 13.
- The taping specifications are described on page 16.

### Coefficient of Frequency for Rated Ripple Current

| Frequency (Hz)    | 120  | 1k   | 10k  | 100k or more |
|-------------------|------|------|------|--------------|
| Rated voltage (V) |      |      |      |              |
| 6.3 to 100        | 0.10 | 0.30 | 0.60 | 1            |

#### Part numbering system (6000 hours guaranteed)

HVK (example : 35V270 $\mu F$ )

|             |                      |   |                          |                              |               |   |               |
|-------------|----------------------|---|--------------------------|------------------------------|---------------|---|---------------|
| HVK         | 35                   | V | 271                      | M                            | H10           | B |               |
| Series code | Rated voltage symbol |   | Rated capacitance symbol | Capacitance tolerance symbol | Casing symbol |   | Taping symbol |

HTK (example : 35V270 $\mu F$ )

|             |                      |   |                          |                              |               |   |               |
|-------------|----------------------|---|--------------------------|------------------------------|---------------|---|---------------|
| HTK         | 35                   | V | 271                      | M                            | H10           | B |               |
| Series code | Rated voltage symbol |   | Rated capacitance symbol | Capacitance tolerance symbol | Casing symbol |   | Taping symbol |

#### (4000 hours guaranteed)

HVK (example : 16V470 $\mu F$ )

|             |                      |   |                          |                              |               |   |               |
|-------------|----------------------|---|--------------------------|------------------------------|---------------|---|---------------|
| HVK         | 16                   | V | 471                      | M                            | H10           | E |               |
| Series code | Rated voltage symbol |   | Rated capacitance symbol | Capacitance tolerance symbol | Casing symbol |   | Taping symbol |

HTK (example : 63V56 $\mu F$ )

|             |                      |   |                          |                              |               |   |               |
|-------------|----------------------|---|--------------------------|------------------------------|---------------|---|---------------|
| HTK         | 63                   | V | 560                      | M                            | H10           | E |               |
| Series code | Rated voltage symbol |   | Rated capacitance symbol | Capacitance tolerance symbol | Casing symbol |   | Taping symbol |

Standard Ratings

| Rated voltage (V) | Item    | 6.3                  |                  |  | 10                   |                  |  | 16                   |                  |  | 25                   |                  |  |
|-------------------|---------|----------------------|------------------|--|----------------------|------------------|--|----------------------|------------------|--|----------------------|------------------|--|
|                   |         | Case<br>φ D × L (mm) | ESR<br>(mΩ max.) | Rated ripple current<br>(mA <sub>RMS</sub> ) | Case<br>φ D × L (mm) | ESR<br>(mΩ max.) | Rated ripple current<br>(mA <sub>RMS</sub> ) | Case<br>φ D × L (mm) | ESR<br>(mΩ max.) | Rated ripple current<br>(mA <sub>RMS</sub> ) | Case<br>φ D × L (mm) | ESR<br>(mΩ max.) | Rated ripple current<br>(mA <sub>RMS</sub> ) |
| 33                | —       | —                    | —                | —  | —                    | —                | —  | —                    | —                | —  | 5×5.8                | 80               | 550  |
| 47                | —       | —                    | —                | —  | —                    | —                | —  | 5×5.8                | 70               | 600  | —                    | —                | —  |
| 56                | —       | —                    | —                | —  | —                    | —                | —  | —                    | —                | —  | 6.3×5.8              | 50               | 900  |
| 82                | —       | —                    | —                | —  | —                    | —                | —  | 6.3×5.8              | 45               | 950  | —                    | —                | —  |
| 100               | —       | —                    | —                | —  | 6.3×5.8              | 45               | 950  | —                    | —                | —  | 6.3×7.7              | 30               | 1400   |
| 150               | —       | —                    | —                | —  | —                    | —                | —  | 6.3×7.7              | 27               | 1450   | 8×8.7                | 27               | 1500   |
| 220               | 6.3×5.8 | 45                   | 950              | 6.3×7.7                                      | 24                   | 1450             | —  | —                    | —                | —  | 8×10                 | 27               | 1600   |
| 270               | —       | —                    | —                | —  | —                    | —                | —  | 8×10                 | 22               | 1700   | 10×8.7               | 25               | 1700   |
| 330               | 6.3×7.7 | 24                   | 1450             | 8×10   | 22                   | 1700             | —  | —                    | —                | —  | 10×10                | 20               | 2000   |
| 470               | —       | —                    | —                | 10×10  | 18                   | 2100             | 10×10  | 18                   | 2100             | —  | —                    | —                | —  |
| 560               | 8×10    | 22                   | 1700             | —  | —                    | —                | —  | —                    | —                | —  | 10×12.5              | 18               | 3000   |
| 820               | 10×10   | 18                   | 2100             | —  | —                    | —                | —  | —                    | —                | —  | 12.5×13.5            | 15               | 3500   |

| Rated voltage (V) | Item      | 35                   |                  |  | 50                   |                  |  | 63                   |                  |  |
|-------------------|-----------|----------------------|------------------|--|----------------------|------------------|--|----------------------|------------------|--|
|                   |           | Case<br>φ D × L (mm) | ESR<br>(mΩ max.) | Rated ripple current<br>(mA <sub>RMS</sub> ) | Case<br>φ D × L (mm) | ESR<br>(mΩ max.) | Rated ripple current<br>(mA <sub>RMS</sub> ) | Case<br>φ D × L (mm) | ESR<br>(mΩ max.) | Rated ripple current<br>(mA <sub>RMS</sub> ) |
| 10                | —         | —                    | —                | —  | 5×5.8                | 120              | 500  | 6.3×5.8              | 120              | 700  |
| 22                | 5×5.8     | 100                  | 550              | 6.3×5.8                                      | 80                   | 750              | 6.3×7.7                                      | 80                   | 900              |  |
| 27                | —         | —                    | —                | —  | —                    | —                | 8×8.7  | 50                   | 1000             |  |
| 33                | —         | —                    | —                | 6.3×7.7                                      | 40                   | 1100             | 8×10   | 40                   | 1100             |  |
| 47                | 6.3×5.8   | 60                   | 900              | 8×8.7  | 35                   | 1200             | 10×8.7                                       | 35                   | 1200             |  |
| 56                | —         | —                    | —                | —  | —                    | —                | 10×10  | 30                   | 1400             |  |
| 68                | 6.3×7.7   | 35                   | 1400             | 8×10   | 30                   | 1250             | —  | —                    | —                |  |
| 82                | —         | —                    | —                | 10×8.7                                       | 28                   | 1400             | —  | —                    | —                |  |
| 100               | 8×8.7     | 30                   | 1500             | 10×10  | 28                   | 1600             | 10×12.5                                      | 26                   | 2000             |  |
| 120               | —         | —                    | —                | —  | —                    | —                | 12.5×13.5                                    | 22                   | 2500             |  |
| 150               | 8×10      | 27                   | 1600             | 10×12.5                                      | 24                   | 2500             | —  | —                    | —                |  |
| 220               | 10×8.7    | 25                   | 1700             | —  | —                    | —                | —  | —                    | —                |  |
| 270               | 10×10     | 20                   | 2000             | —  | —                    | —                | —  | —                    | —                |  |
| 330               | —         | —                    | —                | 12.5×13.5                                    | 20                   | 3000             | —  | —                    | —                |  |
| 390               | 10×12.5   | 18                   | 3000             | —  | —                    | —                | —  | —                    | —                |  |
| 560               | 12.5×13.5 | 15                   | 3500             | —  | —                    | —                | —  | —                    | —                |  |

| Rated voltage (V) | Item  | 80                   |                  |  | 100                  |                  |  |
|-------------------|-------|----------------------|------------------|--|----------------------|------------------|--|
|                   |       | Case<br>φ D × L (mm) | ESR<br>(mΩ max.) | Rated ripple current<br>(mA <sub>RMS</sub> ) | Case<br>φ D × L (mm) | ESR<br>(mΩ max.) | Rated ripple current<br>(mA <sub>RMS</sub> ) |
| 15                | —     | —                    | —                | —  | 10×10                | 45               | 1000   |
| 22                | 8×10  | 45                   | 1100             | —  | —                    | —                | —  |
| 33                | 10×10 | 36                   | 1200             | —  | —                    | —                | —  |

(Note) Rated ripple current : 125°C , 100kHz ; ESR : 20°C , 100kHz

## Conductive Polymer Hybrid Capacitors

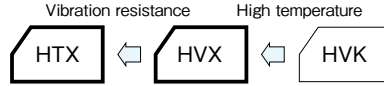
GREEN CAP

SMD

Low ESR

135°C  
4000hours

- Low ESR and high ripple current are realized.
- HTX is resist to vibration. (30G guaranteed)
- Equivalent to conductive polymer type Aluminum Electrolytic Capacitor. (There are little characteristics change by temperature and frequency)
- Guaranteed 135°C, 4000 hours.



Marking color : Blue print

### Specifications

| Item  | Performance  |
|---|--|
| Category temperature range (°C)             | -55~+135   |
| Tolerance at rated capacitance (%)          | ±20 (20°C, 120Hz)  |
| Leakage current (µA) (max.)                 | 0.01CV or 3 whichever is larger (after 2 minutes)<br>C : Rated capacitance (µF) , V : Rated voltage (V) (20°C)               |
| Tangent of loss angle (tanδ)                | Rated voltage (V)  |
|   | tanδ (max.)  |
| Characteristics at high and low temperature | Impedance ratio (max.)   |
|   | Z-25°C/Z+20°C  |
| Endurance (135°C) (Applied ripple current)  | Test time  |
|   | Leakage current  |
|   | Percentage of capacitance change   |
|   | Tangent of the loss angle  |
|   | ESR change   |
| Shelf life (135°C)                          | Test time : 1000hours ; other items are same as the endurance. Voltage application treatment : According to JIS C5101-4 4.1. |

### Outline Drawing

Unit : mm

#### Series HVX

| φD | L      | A    | B    | C   | W          | P   | Casing symbol |
|----|--------|------|------|-----|------------|-----|---------------|
| 8  | 10±0.5 | 8.4  | 8.4  | 3.0 | 0.7 to 1.1 | 3.1 | G10           |
| 10 | 10±0.5 | 10.4 | 10.4 | 3.3 | 0.7 to 1.1 | 4.7 | H10           |

#### Series HTX

| φD | L      | A    | B    | C   | W          | P   | Casing symbol |
|----|--------|------|------|-----|------------|-----|---------------|
| 8  | 10±0.5 | 8.4  | 8.4  | 3.0 | 0.7 to 1.1 | 3.1 | G10           |
| 10 | 10±0.5 | 10.4 | 10.4 | 3.3 | 0.7 to 1.1 | 4.7 | H10           |

- Soldering conditions are described on page 15.
- Land pattern size are described on page 13.
- The taping specifications are described on page 16.

### Coefficient of Frequency for Rated Ripple Current

| Frequency (Hz)    | 120  | 1k   | 10k  | 100k or more |
|-------------------|------|------|------|--------------|
| Rated voltage (V) |      |      |      |              |
| 16 to 50          | 0.10 | 0.30 | 0.60 | 1            |

### Part numbering system

|                          |                      |   |                          |                              |               |
|--------------------------|----------------------|---|--------------------------|------------------------------|---------------|
| HVX (example : 16V270µF) |                      |   |                          |                              |               |
| HVX                      | 16                   | V | 271                      | M                            | G10           |
| Series code              | Rated voltage symbol |   | Rated capacitance symbol | Capacitance tolerance symbol | Casing symbol |
| HTX (example : 16V270µF) |                      |   |                          |                              |               |
| HTX                      | 16                   | V | 271                      | M                            | G10           |
| Series code              | Rated voltage symbol |   | Rated capacitance symbol | Capacitance tolerance symbol | Casing symbol |

**Standard Ratings**

| Rated voltage (V)<br>Rated capacitance (µF) | Item  | 16                |                  |                                     | 25                |                  |                                     | 35                |                  |                                     | 50                |                  |                                     |
|---|-------|-------------------|------------------|-------------------------------------|-------------------|------------------|-------------------------------------|-------------------|------------------|-------------------------------------|-------------------|------------------|-------------------------------------|
|   |       | Case<br>φD×L (mm) | ESR<br>(mΩ max.) | Rated ripple<br>current<br>(mA rms) | Case<br>φD×L (mm) | ESR<br>(mΩ max.) | Rated ripple<br>current<br>(mA rms) | Case<br>φD×L (mm) | ESR<br>(mΩ max.) | Rated ripple<br>current<br>(mA rms) | Case<br>φD×L (mm) | ESR<br>(mΩ max.) | Rated ripple<br>current<br>(mA rms) |
| 68  | —     | —                 | —                | —                                   | —                 | —                | —                                   | —                 | —                | —                                   | 8×10              | 30               | 1250                                |
| 100   | —     | —                 | —                | —                                   | —                 | —                | —                                   | —                 | —                | —                                   | 10×10             | 28               | 1600                                |
| 150   | —     | —                 | —                | —                                   | —                 | —                | —                                   | 8×10              | 22               | 1600                                | —                 | —                | —                                   |
| 220   | —     | —                 | —                | —                                   | 8×10              | 22               | 1600                                | —                 | —                | —                                   | —                 | —                | —                                   |
| 270   | 8×10  | 20                | 1700             | —                                   | —                 | —                | 10×10                               | 20                | 2000             | —                                   | —                 | —                | —                                   |
| 330   | —     | —                 | —                | —                                   | 10×10             | 20               | 2000                                | —                 | —                | —                                   | —                 | —                | —                                   |
| 470   | 10×10 | 18                | 2100             | —                                   | —                 | —                | —                                   | —                 | —                | —                                   | —                 | —                | —                                   |

(Note) Rated ripple current : 135°C , 100kHz ; ESR : 20°C , 100kHz

## Hybrid Capacitors radial lead type

GREEN CAP Low ESR 105°C 10000hours

- Low ESR and high ripple current are realized.
- Equivalent to conductive polymer type Aluminum Electrolytic Capacitor.
- Guaranteed 105°C, 10000 hours.



Marking color : Blue print

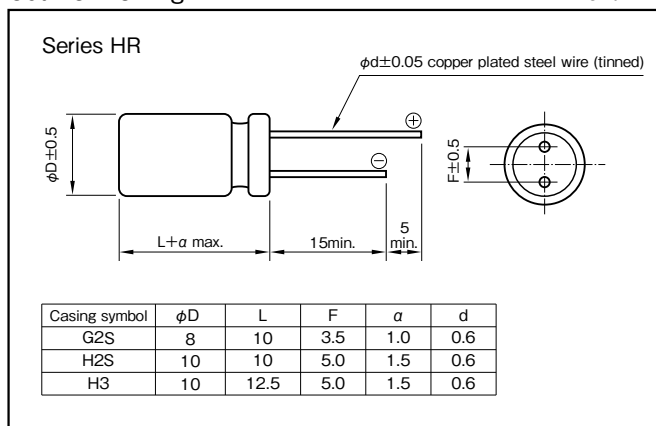


### Specifications

| Item  | Performance   |                        |               |                 |                                     |                                  |                              |                           |   |            |   |      |      |      |      |
|---|---|------------------------|---------------|-----------------|-------------------------------------|----------------------------------|------------------------------|---------------------------|---|------------|---|------|------|------|------|
| Category temperature range (°C)             | — 55 to +105  |                        |               |                 |                                     |                                  |                              |                           |   |            |   |      |      |      |      |
| Tolerance at rated capacitance (%)          | ±20 (20°C, 120Hz)   |                        |               |                 |                                     |                                  |                              |                           |   |            |   |      |      |      |      |
| Leakage current (μA) (max.)                 | 0.01CV or 3 whichever is larger (after 2 minutes)<br>C : Rated capacitance (μF) , V : Rated voltage (V) (20°C)  |                        |               |                 |                                     |                                  |                              |                           |   |            |   |      |      |      |      |
| Tangent of loss angle (tanδ)                | <table border="1"> <thead> <tr> <th>Rated voltage (V)</th> <th>25</th> <th>35</th> <th>50</th> <th>63</th> <th>80</th> <th>100</th> </tr> </thead> <tbody> <tr> <td>tanδ (max.)</td> <td>0.14</td> <td>0.12</td> <td>0.10</td> <td>0.08</td> <td>0.08</td> <td>0.08</td> </tr> </tbody> </table> <p>(20°C, 120Hz)</p>   | Rated voltage (V)      | 25            | 35              | 50                                  | 63                               | 80                           | 100                       | tanδ (max.)                                 | 0.14       | 0.12  | 0.10 | 0.08 | 0.08 | 0.08 |
| Rated voltage (V)                           | 25  | 35                     | 50            | 63              | 80                                  | 100                              |                              |                           |   |            |   |      |      |      |      |
| tanδ (max.)                                 | 0.14  | 0.12                   | 0.10          | 0.08            | 0.08                                | 0.08                             |                              |                           |   |            |   |      |      |      |      |
| Characteristics at high and low temperature | <table border="1"> <thead> <tr> <th>Impedance ratio (max.)</th> <th>Z-25°C/Z+20°C</th> <th>1.5</th> </tr> </thead> <tbody> <tr> <td></td> <th>Z-55°C/Z+20°C</th> <td>2.0</td> </tr> </tbody> </table> <p>(100kHz)</p>   | Impedance ratio (max.) | Z-25°C/Z+20°C | 1.5             |                                     | Z-55°C/Z+20°C                    | 2.0                          |                           |   |            |   |      |      |      |      |
| Impedance ratio (max.)                      | Z-25°C/Z+20°C   | 1.5                    |               |                 |                                     |                                  |                              |                           |   |            |   |      |      |      |      |
|   | Z-55°C/Z+20°C   | 2.0                    |               |                 |                                     |                                  |                              |                           |   |            |   |      |      |      |      |
| Endurance (105°C) (Applied ripple current)  | <table border="1"> <thead> <tr> <th>Test time</th> <td>10000 hours</td> </tr> </thead> <tbody> <tr> <td>Leakage current</td> <td>The initial specified value or less</td> </tr> <tr> <td>Percentage of capacitance change</td> <td>Within ±30% of initial value</td> </tr> <tr> <td>Tangent of the loss angle</td> <td>200% or less of the initial specified value</td> </tr> <tr> <td>ESR change</td> <td>200% or less of the initial specified value</td> </tr> </tbody> </table> | Test time              | 10000 hours   | Leakage current | The initial specified value or less | Percentage of capacitance change | Within ±30% of initial value | Tangent of the loss angle | 200% or less of the initial specified value | ESR change | 200% or less of the initial specified value |      |      |      |      |
| Test time                                   | 10000 hours   |                        |               |                 |                                     |                                  |                              |                           |   |            |   |      |      |      |      |
| Leakage current                             | The initial specified value or less   |                        |               |                 |                                     |                                  |                              |                           |   |            |   |      |      |      |      |
| Percentage of capacitance change            | Within ±30% of initial value  |                        |               |                 |                                     |                                  |                              |                           |   |            |   |      |      |      |      |
| Tangent of the loss angle                   | 200% or less of the initial specified value   |                        |               |                 |                                     |                                  |                              |                           |   |            |   |      |      |      |      |
| ESR change                                  | 200% or less of the initial specified value   |                        |               |                 |                                     |                                  |                              |                           |   |            |   |      |      |      |      |
| Shelf life (105°C)                          | Test time : 1000hours ; other items are same as the endurance. Voltage application treatment : According to JIS C5101-4 4.1.  |                        |               |                 |                                     |                                  |                              |                           |   |            |   |      |      |      |      |

### Outline Drawing

Unit : mm



- Soldering conditions are described on page 14.
- The taping specifications are described on page 18,19.

### Coefficient of Frequency for Rated Ripple Current

| Frequency (Hz)    | 120  | 1k   | 10k  | 100k |
|-------------------|------|------|------|------|
| Rated voltage (V) |      |      |      |      |
| 25 to 100         | 0.10 | 0.30 | 0.60 | 1    |

### Part numbering system

HR (example : 35V270μF)

|             |   |                      |   |                          |                              |               |   |   |                         |
|-------------|---|----------------------|---|--------------------------|------------------------------|---------------|---|---|-------------------------|
| HR          | — | 35                   | V | 271                      | M                            | H2S           | E | — | □                       |
| Series code |   | Rated voltage symbol |   | Rated capacitance symbol | Capacitance tolerance symbol | Casing symbol |   |   | Taping (Forming) symbol |

Standard Ratings

| Rated voltage (V)<br>Rated capacitance (μF) | Item    | 25                |                  |                                  | 35                |                  |                                  | 50                |                  |                                  | 63                |                  |                                  |
|---|---------|-------------------|------------------|----------------------------------|-------------------|------------------|----------------------------------|-------------------|------------------|----------------------------------|-------------------|------------------|----------------------------------|
|   |         | Case<br>φD×L (mm) | ESR<br>(mΩ max.) | Rated ripple current<br>(mA rms) | Case<br>φD×L (mm) | ESR<br>(mΩ max.) | Rated ripple current<br>(mA rms) | Case<br>φD×L (mm) | ESR<br>(mΩ max.) | Rated ripple current<br>(mA rms) | Case<br>φD×L (mm) | ESR<br>(mΩ max.) | Rated ripple current<br>(mA rms) |
| 33  | —       | —                 | —                | —                                | —                 | —                | —                                | —                 | —                | —                                | 8×10              | 40               | 1600                             |
| 56  | —       | —                 | —                | —                                | —                 | —                | —                                | —                 | —                | —                                | 10×10             | 30               | 1800                             |
| 68  | —       | —                 | —                | —                                | —                 | —                | —                                | 8×10              | 30               | 1800                             | —                 | —                | —                                |
| 100   | —       | —                 | —                | —                                | —                 | —                | —                                | 10×10             | 28               | 2000                             | 10×12.5           | 26               | 2500                             |
| 150   | —       | —                 | —                | —                                | 8×10              | 27               | 2300                             | 10×12.5           | 24               | 3000                             | —                 | —                | —                                |
| 220   | 8×10    | 27                | 2300             | —                                | —                 | —                | —                                | —                 | —                | —                                | —                 | —                | —                                |
| 270   | —       | —                 | —                | —                                | 10×10             | 20               | 2500                             | —                 | —                | —                                | —                 | —                | —                                |
| 330   | 10×10   | 20                | 2500             | —                                | —                 | —                | —                                | —                 | —                | —                                | —                 | —                | —                                |
| 390   | —       | —                 | —                | —                                | 10×12.5           | 18               | 3500                             | —                 | —                | —                                | —                 | —                | —                                |
| 560   | 10×12.5 | 18                | 3500             | —                                | —                 | —                | —                                | —                 | —                | —                                | —                 | —                | —                                |

| Rated voltage (V)<br>Rated capacitance (μF) | Item  | 80                |                  |                                  | 100               |                  |                                  |
|---|-------|-------------------|------------------|----------------------------------|-------------------|------------------|----------------------------------|
|   |       | Case<br>φD×L (mm) | ESR<br>(mΩ max.) | Rated ripple current<br>(mA rms) | Case<br>φD×L (mm) | ESR<br>(mΩ max.) | Rated ripple current<br>(mA rms) |
| 15  | —     | —                 | —                | —                                | 10×10             | 45               | 1600                             |
| 22  | 8×10  | 45                | 1550             | —                                | —                 | —                | —                                |
| 33  | 10×10 | 36                | 1700             | —                                | —                 | —                | —                                |

(Note) Rated ripple current : 105°C , 100kHz ; ESR : 20°C , 100kHz

ALUMINUM

POLYMER HYBRID

105°C

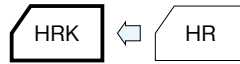
## Hybrid Capacitors radial lead type

GREEN CAP Low ESR 125°C 6000hours

- Low ESR and high ripple current are realized.
- Equivalent to conductive polymer type Aluminum Electrolytic Capacitor.
- Guaranteed 125°C, 6000 hours. (63V or more : 4000 hours)



Marking color : Blue print

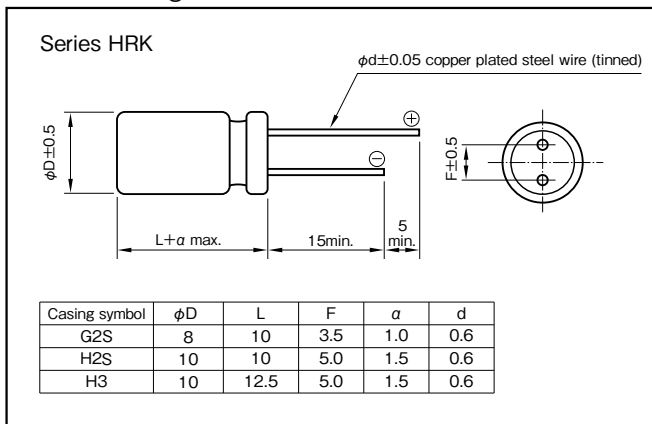


### Specifications

| Item  | Performance  |                   |                                       |                 |                                     |                                  |                              |                           |   |            |   |      |      |      |      |
|---|--|-------------------|---------------------------------------|-----------------|-------------------------------------|----------------------------------|------------------------------|---------------------------|---|------------|---|------|------|------|------|
| Category temperature range (°C)             | — 55 to +125   |                   |                                       |                 |                                     |                                  |                              |                           |   |            |   |      |      |      |      |
| Tolerance at rated capacitance (%)          | ±20 (20°C, 120Hz)  |                   |                                       |                 |                                     |                                  |                              |                           |   |            |   |      |      |      |      |
| Leakage current (μA) (max.)                 | 0.01 CV or 3 whichever is larger (after 2 minutes)<br>C : Rated capacitance (μF) , V : Rated voltage (V) (20°C)  |                   |                                       |                 |                                     |                                  |                              |                           |   |            |   |      |      |      |      |
| Tangent of loss angle (tanδ)                | <table border="1"> <thead> <tr> <th>Rated voltage (V)</th> <th>25</th> <th>35</th> <th>50</th> <th>63</th> <th>80</th> <th>100</th> </tr> </thead> <tbody> <tr> <td>tanδ (max.)</td> <td>0.14</td> <td>0.12</td> <td>0.10</td> <td>0.08</td> <td>0.08</td> <td>0.08</td> </tr> </tbody> </table> (20°C, 120Hz)   | Rated voltage (V) | 25                                    | 35              | 50                                  | 63                               | 80                           | 100                       | tanδ (max.)                                 | 0.14       | 0.12  | 0.10 | 0.08 | 0.08 | 0.08 |
| Rated voltage (V)                           | 25   | 35                | 50                                    | 63              | 80                                  | 100                              |                              |                           |   |            |   |      |      |      |      |
| tanδ (max.)                                 | 0.14   | 0.12              | 0.10                                  | 0.08            | 0.08                                | 0.08                             |                              |                           |   |            |   |      |      |      |      |
| Characteristics at high and low temperature | Impedance ratio (max.) <table border="1"> <tbody> <tr> <td>Z-25°C/Z+20°C</td> <td>1.5</td> </tr> <tr> <td>Z-55°C/Z+20°C</td> <td>2.0</td> </tr> </tbody> </table> (100kHz)   | Z-25°C/Z+20°C     | 1.5                                   | Z-55°C/Z+20°C   | 2.0                                 |                                  |                              |                           |   |            |   |      |      |      |      |
| Z-25°C/Z+20°C                               | 1.5  |                   |                                       |                 |                                     |                                  |                              |                           |   |            |   |      |      |      |      |
| Z-55°C/Z+20°C                               | 2.0  |                   |                                       |                 |                                     |                                  |                              |                           |   |            |   |      |      |      |      |
| Endurance (125°C) (Applied ripple current)  | <table border="1"> <tbody> <tr> <td>Test time</td> <td>6000 hours (63V or more : 4000 hours)</td> </tr> <tr> <td>Leakage current</td> <td>The initial specified value or less</td> </tr> <tr> <td>Percentage of capacitance change</td> <td>Within ±30% of initial value</td> </tr> <tr> <td>Tangent of the loss angle</td> <td>200% or less of the initial specified value</td> </tr> <tr> <td>ESR change</td> <td>200% or less of the initial specified value</td> </tr> </tbody> </table> | Test time         | 6000 hours (63V or more : 4000 hours) | Leakage current | The initial specified value or less | Percentage of capacitance change | Within ±30% of initial value | Tangent of the loss angle | 200% or less of the initial specified value | ESR change | 200% or less of the initial specified value |      |      |      |      |
| Test time                                   | 6000 hours (63V or more : 4000 hours)  |                   |                                       |                 |                                     |                                  |                              |                           |   |            |   |      |      |      |      |
| Leakage current                             | The initial specified value or less  |                   |                                       |                 |                                     |                                  |                              |                           |   |            |   |      |      |      |      |
| Percentage of capacitance change            | Within ±30% of initial value   |                   |                                       |                 |                                     |                                  |                              |                           |   |            |   |      |      |      |      |
| Tangent of the loss angle                   | 200% or less of the initial specified value  |                   |                                       |                 |                                     |                                  |                              |                           |   |            |   |      |      |      |      |
| ESR change                                  | 200% or less of the initial specified value  |                   |                                       |                 |                                     |                                  |                              |                           |   |            |   |      |      |      |      |
| Shelf life (125°C)                          | Test time : 1000hours ; other items are same as the endurance. Voltage application treatment : According to JIS C5101-4 4.1.   |                   |                                       |                 |                                     |                                  |                              |                           |   |            |   |      |      |      |      |

### Outline Drawing

Unit : mm



- Soldering conditions are described on page 14.
- The taping specifications are described on page 18,19.

### Coefficient of Frequency for Rated Ripple Current

| Frequency (Hz)    | 120  | 1k   | 10k  | 100k |
|-------------------|------|------|------|------|
| Rated voltage (V) |      |      |      |      |
| 25 to 100         | 0.10 | 0.30 | 0.60 | 1    |

### Part numbering system

(4000hours guaranteed)

HRK (example : 63V56μF)

|             |   |                      |   |                          |                              |               |   |   |                         |
|-------------|---|----------------------|---|--------------------------|------------------------------|---------------|---|---|-------------------------|
| HRK         | — | 63                   | V | 560                      | M                            | H2S           | E | — | □                       |
| Series code |   | Rated voltage symbol |   | Rated capacitance symbol | Capacitance tolerance symbol | Casing symbol |   |   | Taping (Forming) symbol |

(6000hours guaranteed)

HRK (example : 35V270μF)

|             |   |                      |   |                          |                              |               |   |   |                         |
|-------------|---|----------------------|---|--------------------------|------------------------------|---------------|---|---|-------------------------|
| HRK         | — | 35                   | V | 271                      | M                            | H2S           | B | — | □                       |
| Series code |   | Rated voltage symbol |   | Rated capacitance symbol | Capacitance tolerance symbol | Casing symbol |   |   | Taping (Forming) symbol |

Standard Ratings

| Rated voltage (V)<br>Rated capacitance (μF) | Item    | 25                |                  |                                  | 35                |                  |                                  | 50                |                  |                                  | 63                |                  |                                  |
|---|---------|-------------------|------------------|----------------------------------|-------------------|------------------|----------------------------------|-------------------|------------------|----------------------------------|-------------------|------------------|----------------------------------|
|   |         | Case<br>φD×L (mm) | ESR<br>(mΩ max.) | Rated ripple current<br>(mA rms) | Case<br>φD×L (mm) | ESR<br>(mΩ max.) | Rated ripple current<br>(mA rms) | Case<br>φD×L (mm) | ESR<br>(mΩ max.) | Rated ripple current<br>(mA rms) | Case<br>φD×L (mm) | ESR<br>(mΩ max.) | Rated ripple current<br>(mA rms) |
| 33  | —       | —                 | —                | —                                | —                 | —                | —                                | —                 | —                | —                                | 8×10              | 40               | 1100                             |
| 56  | —       | —                 | —                | —                                | —                 | —                | —                                | —                 | —                | —                                | 10×10             | 30               | 1400                             |
| 68  | —       | —                 | —                | —                                | —                 | —                | —                                | 8×10              | 30               | 1250                             | —                 | —                | —                                |
| 100   | —       | —                 | —                | —                                | —                 | —                | —                                | 10×10             | 28               | 1600                             | 10×12.5           | 26               | 2000                             |
| 150   | —       | —                 | —                | —                                | 8×10              | 27               | 1600                             | 10×12.5           | 24               | 2500                             | —                 | —                | —                                |
| 220   | 8×10    | 27                | 1600             | —                                | —                 | —                | —                                | —                 | —                | —                                | —                 | —                | —                                |
| 270   | —       | —                 | —                | —                                | 10×10             | 20               | 2000                             | —                 | —                | —                                | —                 | —                | —                                |
| 330   | 10×10   | 20                | 2000             | —                                | —                 | —                | —                                | —                 | —                | —                                | —                 | —                | —                                |
| 390   | —       | —                 | —                | —                                | 10×12.5           | 18               | 3000                             | —                 | —                | —                                | —                 | —                | —                                |
| 560   | 10×12.5 | 18                | 3000             | —                                | —                 | —                | —                                | —                 | —                | —                                | —                 | —                | —                                |

| Rated voltage (V)<br>Rated capacitance (μF) | Item  | 80                |                  |                                  | 100               |                  |                                  |
|---|-------|-------------------|------------------|----------------------------------|-------------------|------------------|----------------------------------|
|   |       | Case<br>φD×L (mm) | ESR<br>(mΩ max.) | Rated ripple current<br>(mA rms) | Case<br>φD×L (mm) | ESR<br>(mΩ max.) | Rated ripple current<br>(mA rms) |
| 15  | —     | —                 | —                | —                                | 10×10             | 45               | 1000                             |
| 22  | 8×10  | 45                | 1100             | —                                | —                 | —                |                                  |
| 33  | 10×10 | 36                | 1200             | —                                | —                 | —                |                                  |

(Note) Rated ripple current : 125°C , 100kHz ; ESR : 20°C , 100kHz

ALUMINUM

POLYMER HYBRID

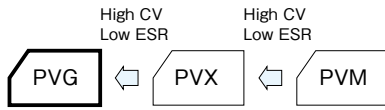
125°C



**Chip Type**

- GREEN CAP
- SMD
- Low ESR
- 105°C 2000hours
- Anti-cleaning solvent

- Super low ESR and high ripple current are realized.
- Guaranteed 105°C, 2000 hours.



Marking color : Blue print

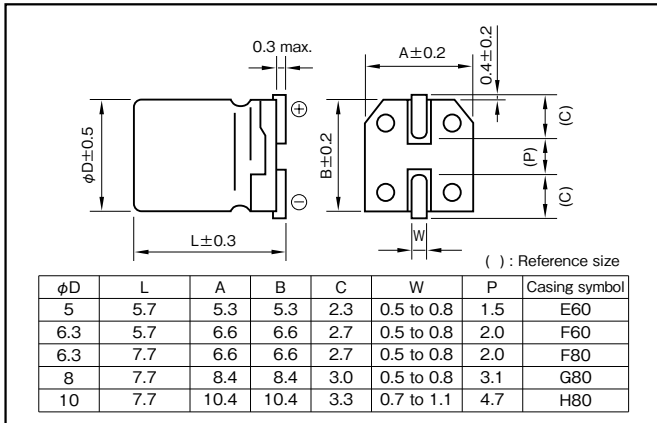
**Specifications**

| Item  | Performance  |   |
|---|--|---|
| Category temperature range (°C)               | -55 to +105  |   |
| Tolerance at rated capacitance (%)            | ±20 (20°C,120Hz)   |   |
| Leakage current (μA) (max.)<br>*Note          | 0.2CV (after 2 minutes)<br>C : Rated capacitance (μF) , V : Rated voltage (V) (20°C)   |   |
| Tangent of the loss angle (tanδ)              | 0.12 or less (20°C,120Hz)  |   |
| Characteristics at high and low temperature   | Impedance ratio (max.)   | Z-25°C/Z+20°C 1.15                          |
|   |  | Z-55°C/Z+20°C 1.25 (100kHz)                 |
| Endurance (105°C)<br>(Applied ripple current) | Test time  | 2000 hours                                  |
|   | Leakage current  | The initial specified value or less         |
|   | Percentage of capacitance change   | Within ±20% of initial value                |
|   | Tangent of the loss angle  | 150% or less of the initial specified value |
|   | ESR change   | 150% or less of the initial specified value |
| Bias Humidity<br>60°C, 90 to 95%RH            | Test time  | 500 hours                                   |
|   | Leakage current  | The initial specified value or less         |
|   | Percentage of capacitance change   | Within ±20% of initial value                |
|   | Tangent of the loss angle  | 150% or less of the initial specified value |
|   | ESR change   | 150% or less of the initial specified value |
| Characteristics of applied surge voltage      | The capacitors shall be subject to 1000 cycles each consisting of charge with the surge voltage specified at 105°C for 30 seconds through a protective resistor (Rc=1kΩ) in 6 minutes per cycle. Surge voltage : 1.15 times of rated voltage |   |
|   | Leakage current  | The initial specified value or less         |
|   | Percentage of capacitance change   | Within ±20% of initial value                |
|   | Tangent of the loss angle  | 150% or less of the initial specified value |
|   | ESR change   | 150% or less of the initial specified value |
| Failure rate                                  | 0.5% per 1000 hours maximum (Confidence level 60% at 105°C)  |   |

\*Note : If any doubt arises, measure the leakage current after following voltage application treatment.  
Voltage application treatment : DC rated voltage are applied to the capacitors for 120 minutes at 105°C.

**Outline Drawing**

Unit : mm



- Soldering conditions are described on page 15.
- Land pattern size are described on page 13.
- The taping specifications are described on page 16.

| Part numbering system (example : 4V151 M E60) |   |                      |   |                          |  |
|---|---|----------------------|---|--------------------------|--|
| PVG   | — | 4                    | V | 151                      | M E60                                      |
| Series code                                   |   | Rated voltage symbol |   | Rated capacitance symbol | Capacitance tolerance symbol Casing symbol |
|   |   |                      |   |                          | — □ Taping symbol                          |

Standard Ratings

| Rated voltage (V)<br>Rated capacitance (μF) | Item    | 2.5               |                  |  | 4                 |                  |  | 6.3               |                  |  |
|---|---------|-------------------|------------------|--|-------------------|------------------|--|-------------------|------------------|--|
|   |         | Case<br>φD×L (mm) | ESR<br>(mΩ max.) | Rated ripple current<br>(mA <sub>rms</sub> ) | Case<br>φD×L (mm) | ESR<br>(mΩ max.) | Rated ripple current<br>(mA <sub>rms</sub> ) | Case<br>φD×L (mm) | ESR<br>(mΩ max.) | Rated ripple current<br>(mA <sub>rms</sub> ) |
| 120   | —       | —                 | —                | —  | —                 | —                | 5×5.7  | 8                 | 4000             |  |
| 150   | —       | —                 | —                | 5×5.7  | 8                 | 4000             | —  | —                 | —                |  |
| 220   | 5×5.7   | 8                 | 4000             | 6.3×5.7                                      | 6                 | 4500             | 6.3×5.7                                      | 7                 | 4300             |  |
| 270   | —       | —                 | —                | 6.3×5.7                                      | 6                 | 4500             | 6.3×7.7                                      | 7                 | 4600             |  |
| 330   | 6.3×5.7 | 6                 | 4500             | 6.3×7.7                                      | 6                 | 4800             | 8×7.7  | 7                 | 4700             |  |
| 390   | 6.3×5.7 | 6                 | 4500             | 6.3×7.7                                      | 6                 | 4800             | —  | —                 | —                |  |
| 470   | 6.3×7.7 | 6                 | 4800             | 8×7.7  | 6                 | 5000             | 8×7.7  | 7                 | 4700             |  |
| 560   | 6.3×7.7 | 6                 | 4800             | —  | —                 | —                | 8×7.7  | 7                 | 4700             |  |
| 680   | —       | —                 | —                | 8×7.7  | 6                 | 5000             | —  | —                 | —                |  |
| 820   | —       | —                 | —                | —  | —                 | —                | 10×7.7                                       | 7                 | 4900             |  |
| 1000  | 8×7.7   | 6                 | 5000             | 10×7.7                                       | 6                 | 5200             | —  | —                 | —                |  |
| 1200  | 10×7.7  | 6                 | 5200             | —  | —                 | —                | —  | —                 | —                |  |

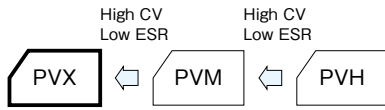
(Note) Rated ripple current : 105°C, 100kHz ; ESR : 20°C, 100kHz

ALUMINUM  
POLYMER  
HYBRID  
105°C

**Chip Type**

- GREEN CAP
- SMD
- Low ESR
- 105°C 2000hours
- Anti-cleaning solvent

- Super low ESR and high ripple current are realized.
- Guaranteed 105°C, 2000 hours.



Marking color : Blue print

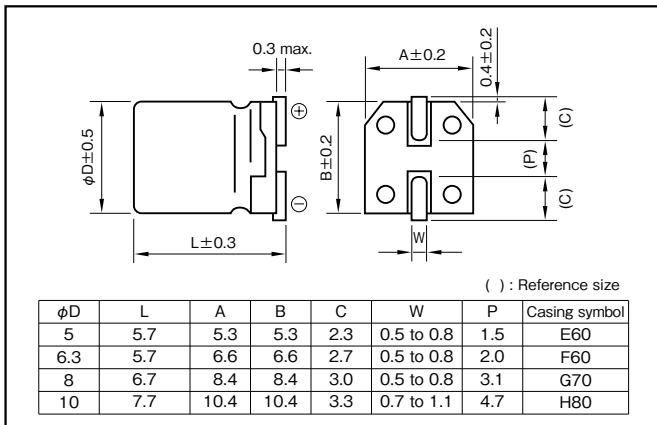
**Specifications**

| Item  | Performance  |   |
|---|--|---|
| Category temperature range (°C)               | -55 to +105  |   |
| Tolerance at rated capacitance (%)            | ±20 (20°C,120Hz)   |   |
| Leakage current (µA) (max.)<br>*Note          | 0.2CV (after 2 minutes)<br>C : Rated capacitance (µF) ; V : Rated voltage (V) (20°C)   |   |
| Tangent of the loss angle (tanδ)              | 0.12 or less (20°C,120Hz)  |   |
| Characteristics at high and low temperature   | Impedance ratio (max.)   | Z-25°C/Z+20°C 1.15                          |
|   |  | Z-55°C/Z+20°C 1.25 (100kHz)                 |
| Endurance (105°C)<br>(Applied ripple current) | Test time  | 2000 hours                                  |
|   | Leakage current  | The initial specified value or less         |
|   | Percentage of capacitance change   | Within ±20% of initial value                |
|   | Tangent of the loss angle  | 150% or less of the initial specified value |
|   | ESR change   | 150% or less of the initial specified value |
| Bias Humidity<br>60°C, 90 to 95%RH            | Test time  | 500 hours                                   |
|   | Leakage current  | The initial specified value or less         |
|   | Percentage of capacitance change   | Within ±20% of initial value                |
|   | Tangent of the loss angle  | 150% or less of the initial specified value |
|   | ESR change   | 150% or less of the initial specified value |
| Characteristics of applied surge voltage      | The capacitors shall be subject to 1000 cycles each consisting of charge with the surge voltage specified at 105°C for 30 seconds through a protective resistor (Rc=1kΩ) in 6 minutes per cycle. Surge voltage : 1.15 times of rated voltage |   |
|   | Leakage current  | The initial specified value or less         |
|   | Percentage of capacitance change   | Within ±20% of initial value                |
|   | Tangent of the loss angle  | 150% or less of the initial specified value |
|   | ESR change   | 150% or less of the initial specified value |
| Failure rate                                  | 0.5% per 1000 hours maximum (Confidence level 60% at 105°C)  |   |

\*Note : If any doubt arises, measure the leakage current after following voltage application treatment.  
Voltage application treatment : DC rated voltage are applied to the capacitors for 120 minutes at 105°C.

**Outline Drawing**

Unit : mm



- Soldering conditions are described on page 15.
- Land pattern size are described on page 13.
- The taping specifications are described on page 16.

| Part numbering system (example : 4V151 M E60 E) |   |                      |   |                          |  |
|---|---|----------------------|---|--------------------------|--|
| PVX   | — | 4                    | V | 151                      | M E60 E  |
| Series code                                     |   | Rated voltage symbol |   | Rated capacitance symbol | Capacitance tolerance symbol Casing symbol Taping symbol |

Standard Ratings

| Rated voltage (V)<br>Rated capacitance (μF) | Item    | 2.5               |                  |                                  | 4                 |                  |                                  | 6.3               |                  |                                  | 10                |                  |                                  |
|---|---------|-------------------|------------------|----------------------------------|-------------------|------------------|----------------------------------|-------------------|------------------|----------------------------------|-------------------|------------------|----------------------------------|
|   |         | Case<br>φD×L (mm) | ESR<br>(mΩ max.) | Rated ripple current<br>(mA rms) | Case<br>φD×L (mm) | ESR<br>(mΩ max.) | Rated ripple current<br>(mA rms) | Case<br>φD×L (mm) | ESR<br>(mΩ max.) | Rated ripple current<br>(mA rms) | Case<br>φD×L (mm) | ESR<br>(mΩ max.) | Rated ripple current<br>(mA rms) |
| 100   | —       | —                 | —                | —                                | —                 | —                | 5×5.7                            | 15                | 3100             | 5×5.7                            | 15                | 3100             |                                  |
| 120   | —       | —                 | —                | —                                | —                 | —                | —                                | —                 | —                | 6.3×5.7                          | 13                | 3300             |                                  |
| 150   | 5×5.7   | 10                | 3800             | 5×5.7                            | 10                | 3800             | 5×5.7                            | 15                | 3100             | —                                | —                 | —                |                                  |
| 220   | 5×5.7   | 10                | 3800             | 5×5.7                            | 10                | 3800             | 6.3×5.7                          | 9                 | 4000             | 8×6.7                            | 10                | 3800             |                                  |
| 270   | 5×5.7   | 10                | 3800             | —                                | —                 | —                | —                                | —                 | —                | —                                | —                 | —                |                                  |
| 330   | 6.3×5.7 | 9                 | 4000             | 6.3×5.7                          | 9                 | 4000             | 8×6.7                            | 8                 | 4300             | 8×6.7                            | 10                | 3800             |                                  |
| 390   | 6.3×5.7 | 9                 | 4000             | —                                | —                 | —                | 8×6.7                            | 8                 | 4300             | —                                | —                 | —                |                                  |
| 470   | 8×6.7   | 8                 | 4300             | 8×6.7                            | 8                 | 4300             | 8×6.7                            | 8                 | 4300             | 10×7.7                           | 10                | 4000             |                                  |
| 560   | 8×6.7   | 8                 | 4300             | 8×6.7                            | 8                 | 4300             | —                                | —                 | —                | —                                | —                 | —                |                                  |
| 680   | 8×6.7   | 8                 | 4300             | 10×7.7                           | 8                 | 4600             | —                                | —                 | —                | —                                | —                 | —                |                                  |
| 820   | —       | —                 | —                | —                                | —                 | —                | 10×7.7                           | 8                 | 4600             | —                                | —                 | —                |                                  |
| 1000  | 10×7.7  | 8                 | 4600             | 10×7.7                           | 8                 | 4600             | —                                | —                 | —                | —                                | —                 | —                |                                  |
| 1200  | 10×7.7  | 8                 | 4600             | —                                | —                 | —                | —                                | —                 | —                | —                                | —                 | —                |                                  |

(Note) Rated ripple current : 105°C, 100kHz ; ESR : 20°C, 100kHz

ALUMINUM

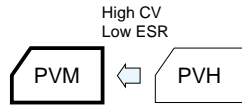
POLYMER  
HYBRID

105°C

## Chip Type

- GREEN CAP
- SMD
- Low ESR
- 105°C 2000hours
- Anti-cleaning solvent

- Super low ESR and high ripple current are realized.
- Guaranteed 105°C, 2000 hours.



Marking color : Blue print

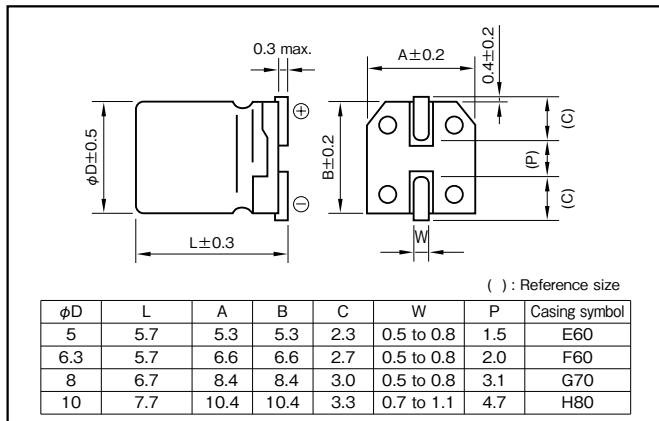
## Specifications

| Item  | Performance  |   |
|---|--|---|
| Category temperature range (°C)             | -55 to +105  |   |
| Tolerance at rated capacitance (%)          | ±20 (20°C, 120Hz)  |   |
| Leakage current (μA) (max.)                 | 0.2CV (after 2 minutes)  |   |
| *Note                                       | C : Rated capacitance (μF) , V : Rated voltage (V) (20°C)  |   |
| Tangent of the loss angle (tanδ)            | 0.12 or less (20°C, 120Hz)   |   |
| Characteristics at high and low temperature | Impedance ratio (max.)   | Z-25°C/Z+20°C 1.15                          |
|   |  | Z-55°C/Z+20°C 1.25 (100kHz)                 |
| Endurance (105°C) (Applied ripple current)  | Test time  | 2000 hours                                  |
|   | Leakage current  | The initial specified value or less         |
|   | Percentage of capacitance change   | Within ±20% of initial value                |
|   | Tangent of the loss angle  | 150% or less of the initial specified value |
|   | ESR change   | 150% or less of the initial specified value |
| Bias Humidity 60°C, 90 to 95%RH             | Test time  | 500 hours                                   |
|   | Leakage current  | The initial specified value or less         |
|   | Percentage of capacitance change   | Within ±20% of initial value                |
|   | Tangent of the loss angle  | 150% or less of the initial specified value |
|   | ESR change   | 150% or less of the initial specified value |
| Characteristics of applied surge voltage    | The capacitors shall be subject to 1000 cycles each consisting of charge with the surge voltage specified at 105°C for 30 seconds through a protective resistor (Rc=1kΩ) in 6 minutes per cycle. Surge voltage : 1.15 times of rated voltage |   |
|   | Leakage current  | The initial specified value or less         |
|   | Percentage of capacitance change   | Within ±20% of initial value                |
|   | Tangent of the loss angle  | 150% or less of the initial specified value |
|   | ESR change   | 150% or less of the initial specified value |
| Failure rate                                | 0.5% per 1000 hours maximum (Confidence level 60% at 105°C)  |   |

\*Note : If any doubt arises, measure the leakage current after following voltage application treatment.  
Voltage application treatment : DC rated voltage are applied to the capacitors for 120 minutes at 105°C.

## Outline Drawing

Unit : mm



- Soldering conditions are described on page 15.
- Land pattern size are described on page 13.
- The taping specifications are described on page 16.

| Part numbering system (example : 4V151M E60 E) |                      |                          |                              |               |               |
|--|----------------------|--------------------------|------------------------------|---------------|---------------|
| PVM  | 4                    | V                        | 151                          | M             | E60 E         |
| Series code                                    | Rated voltage symbol | Rated capacitance symbol | Capacitance tolerance symbol | Casing symbol | Taping symbol |

Standard Ratings

| Rated voltage (V)<br>Rated capacitance (µF) | Item    | 2.5               |                  |                                 | 4                 |                  |                                 | 6.3               |                  |                                 | 10                |                  |                                 | 16                |                  |                                 |    |      |
|---|---------|-------------------|------------------|---------------------------------|-------------------|------------------|---------------------------------|-------------------|------------------|---------------------------------|-------------------|------------------|---------------------------------|-------------------|------------------|---------------------------------|----|------|
|   |         | Case<br>φD×L (mm) | ESR<br>(mΩ max.) | Rated ripple current<br>(mArms) | Case<br>φD×L (mm) | ESR<br>(mΩ max.) | Rated ripple current<br>(mArms) | Case<br>φD×L (mm) | ESR<br>(mΩ max.) | Rated ripple current<br>(mArms) | Case<br>φD×L (mm) | ESR<br>(mΩ max.) | Rated ripple current<br>(mArms) | Case<br>φD×L (mm) | ESR<br>(mΩ max.) | Rated ripple current<br>(mArms) |    |      |
| 33  | —       | —                 | —                | —                               | —                 | —                | —                               | —                 | —                | —                               | —                 | —                | —                               | —                 | —                | —                               |    |      |
| 39  | —       | —                 | —                | —                               | —                 | —                | —                               | —                 | —                | —                               | —                 | —                | —                               | —                 | —                | —                               |    |      |
| 47  | —       | —                 | —                | —                               | —                 | —                | —                               | —                 | —                | —                               | —                 | —                | —                               | —                 | —                | —                               |    |      |
| 56  | —       | —                 | —                | —                               | —                 | —                | —                               | —                 | —                | —                               | —                 | —                | —                               | —                 | —                | —                               |    |      |
| 68  | —       | —                 | —                | —                               | —                 | —                | —                               | —                 | —                | —                               | —                 | —                | —                               | —                 | —                | —                               |    |      |
| 100   | —       | —                 | —                | 5×5.7                           | 22                | 2610             | 5×5.7                           | 24                | 2500             | 6.3×5.7                         | 25                | 2530             | 6.3×5.7                         | 28                | 2310             | 6.3×5.7                         | 28 | 2340 |
| 120   | —       | —                 | —                | —                               | —                 | —                | —                               | —                 | —                | —                               | —                 | —                | —                               | —                 | —                | —                               | —  | —    |
| 150   | —       | —                 | —                | 5×5.7                           | 22                | 2610             | —                               | —                 | —                | —                               | —                 | —                | —                               | —                 | —                | —                               | —  | —    |
| 180   | 5×5.7   | 21                | 2670             | —                               | —                 | —                | —                               | —                 | —                | —                               | —                 | —                | —                               | —                 | —                | —                               | —  | —    |
| 220   | 5×5.7   | 21                | 2670             | 5×5.7                           | 22                | 2610             | 6.3×5.7                         | 15                | 3160             | 8×6.7                           | 21                | 3220             | 10×7.7                          | 22                | 3450             | —                               | —  | —    |
| 270   | —       | —                 | —                | 6.3×5.7                         | 15                | 3160             | —                               | —                 | —                | —                               | —                 | —                | —                               | —                 | —                | —                               | —  | —    |
| 330   | 6.3×5.7 | 15                | 3160             | 6.3×5.7                         | 15                | 3160             | 8×6.7                           | 14                | 3950             | 10×7.7                          | 19                | 3800             | —                               | —                 | —                | —                               | —  | —    |
| 390   | 6.3×5.7 | 15                | 3160             | —                               | —                 | —                | 8×6.7                           | 14                | 3950             | —                               | —                 | —                | —                               | —                 | —                | —                               | —  | —    |
| 470   | 8×6.7   | 13                | 3600             | 8×6.7                           | 14                | 3950             | 8×6.7                           | 14                | 3950             | 10×7.7                          | 19                | 3800             | —                               | —                 | —                | —                               | —  | —    |
| 560   | 8×6.7   | 13                | 3600             | 8×6.7                           | 14                | 3950             | —                               | —                 | —                | —                               | —                 | —                | —                               | —                 | —                | —                               | —  | —    |
| 680   | 8×6.7   | 13                | 3600             | —                               | —                 | —                | —                               | —                 | —                | —                               | —                 | —                | —                               | —                 | —                | —                               | —  | —    |
| 820   | —       | —                 | —                | —                               | —                 | —                | 10×7.7                          | 14                | 4300             | —                               | —                 | —                | —                               | —                 | —                | —                               | —  | —    |
| 1000  | 10×7.7  | 13                | 4450             | 10×7.7                          | 14                | 4300             | —                               | —                 | —                | —                               | —                 | —                | —                               | —                 | —                | —                               | —  | —    |
| 1200  | 10×7.7  | 13                | 4450             | —                               | —                 | —                | —                               | —                 | —                | —                               | —                 | —                | —                               | —                 | —                | —                               | —  | —    |

(Note) Rated ripple current : 105°C, 100kHz ; ESR : 20°C, 100kHz

ALUMINUM


POLYMER HYBRID

105°C

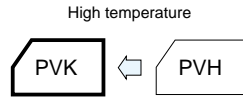
**Chip Type**

- GREEN CAP
- SMD
- Low ESR
- 125°C 1000hours
- Anti-cleaning solvent

- Super low ESR and high ripple current are realized.
- Guaranteed 125°C, 1000 hours.



Marking color : Blue print



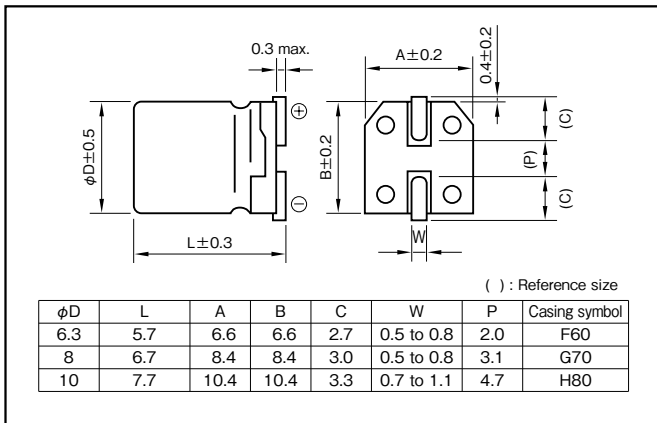
**Specifications**

| Item  | Performance  |   |
|---|--|---|
| Category temperature range (°C)               | -55 to +125  |   |
| Tolerance at rated capacitance (%)            | ±20 (20°C,120Hz)   |   |
| Leakage current (µA) (max.)<br>*Note          | 0.2CV (after 2 minutes)<br>C : Rated capacitance (µF) , V : Rated voltage (V) (20°C)   |   |
| Tangent of the loss angle (tanδ)              | 0.12 or less (20°C,120Hz)  |   |
| Characteristics at high and low temperature   | Impedance ratio (max.)   | Z-25°C/Z+20°C 1.15                          |
|   |  | Z-55°C/Z+20°C 1.25 (100kHz)                 |
| Endurance (125°C)<br>(Applied ripple current) | Test time  | 1000 hours                                  |
|   | Leakage current  | The initial specified value or less         |
|   | Percentage of capacitance change   | Within ±20% of initial value                |
|   | Tangent of the loss angle  | 150% or less of the initial specified value |
|   | ESR change   | 150% or less of the initial specified value |
| Bias Humidity<br>60°C, 90 to 95%RH            | Test time  | 500 hours                                   |
|   | Leakage current  | The initial specified value or less         |
|   | Percentage of capacitance change   | Within ±20% of initial value                |
|   | Tangent of the loss angle  | 150% or less of the initial specified value |
|   | ESR change   | 150% or less of the initial specified value |
| Characteristics of applied surge voltage      | The capacitors shall be subject to 1000 cycles each consisting of charge with the surge voltage specified at 125°C for 30 seconds through a protective resistor (Rc=1kΩ) in 6 minutes per cycle. Surge voltage : 1.15 times of rated voltage |   |
|   | Leakage current  | The initial specified value or less         |
|   | Percentage of capacitance change   | Within ±20% of initial value                |
|   | Tangent of the loss angle  | 150% or less of the initial specified value |
|   | ESR change   | 150% or less of the initial specified value |
| Failure rate                                  | 0.5% per 1000 hours maximum (Confidence level 60% at 125°C)  |   |

\*Note : If any doubt arises, measure the leakage current after following voltage application treatment.  
Voltage application treatment : DC rated voltage are applied to the capacitors for 120 minutes at 125°C.

**Outline Drawing**

Unit : mm



- Soldering conditions are described on page 15.
- Land pattern size are described on page 13.
- The taping specifications are described on page 16.

| Part numbering system (example : 4V150µF) |   |                      |   |                          |                              |               |               |
|---|---|----------------------|---|--------------------------|------------------------------|---------------|---------------|
| PVK                                       | — | 4                    | V | 151                      | M                            | F60 E — □     |               |
| Series code                               |   | Rated voltage symbol |   | Rated capacitance symbol | Capacitance tolerance symbol | Casing symbol | Taping symbol |

Standard Ratings

| Rated voltage (V)<br>Rated capacitance (μF) | Item    | 2.5               |                  |                                  | 4                 |                  |                                  | 6.3               |                  |                                  | 10                |                  |                                  | 16                |                  |                                  |
|---|---------|-------------------|------------------|----------------------------------|-------------------|------------------|----------------------------------|-------------------|------------------|----------------------------------|-------------------|------------------|----------------------------------|-------------------|------------------|----------------------------------|
|   |         | Case<br>φD×L (mm) | ESR<br>(mΩ max.) | Rated ripple current<br>(mA rms) | Case<br>φD×L (mm) | ESR<br>(mΩ max.) | Rated ripple current<br>(mA rms) | Case<br>φD×L (mm) | ESR<br>(mΩ max.) | Rated ripple current<br>(mA rms) | Case<br>φD×L (mm) | ESR<br>(mΩ max.) | Rated ripple current<br>(mA rms) | Case<br>φD×L (mm) | ESR<br>(mΩ max.) | Rated ripple current<br>(mA rms) |
| 33  | —       | —                 | —                | —                                | —                 | —                | —                                | —                 | —                | —                                | —                 | —                | —                                | —                 | —                |                                  |
| 39  | —       | —                 | —                | —                                | —                 | —                | —                                | —                 | —                | —                                | —                 | —                | —                                | —                 | —                |                                  |
| 47  | —       | —                 | —                | —                                | —                 | —                | —                                | —                 | —                | —                                | 6.3×5.7           | 31               | 680                              | 6.3×5.7           | 37               | 590                              |
| 56  | —       | —                 | —                | —                                | —                 | —                | —                                | —                 | —                | —                                | 6.3×5.7           | 31               | 680                              | —                 | —                | —                                |
| 68  | —       | —                 | —                | —                                | —                 | —                | —                                | 6.3×5.7           | 27               | 720                              | —                 | —                | —                                | —                 | —                | —                                |
| 82  | —       | —                 | —                | —                                | —                 | —                | —                                | 6.3×5.7           | 27               | 720                              | —                 | —                | —                                | 8×6.7             | 30               | 830                              |
| 100   | —       | —                 | —                | 6.3×5.7                          | 26                | 770              | 6.3×5.7                          | 27                | 720              | 8×6.7                            | 27                | 880              | 8×6.7                            | 30                | 830              |                                  |
| 120   | —       | —                 | —                | —                                | —                 | —                | 6.3×5.7                          | 27                | 720              | 8×6.7                            | 27                | 880              | —                                | —                 | —                |                                  |
| 150   | —       | —                 | —                | 6.3×5.7                          | 26                | 770              | 8×6.7                            | 25                | 960              | 8×6.7                            | 27                | 880              | 10×7.7                           | 26                | 930              |                                  |
| 180   | —       | —                 | —                | —                                | —                 | —                | —                                | —                 | —                | —                                | —                 | —                | 10×7.7                           | 26                | 930              |                                  |
| 220   | 6.3×5.7 | 25                | 770              | 8×6.7                            | 25                | 960              | 8×6.7                            | 25                | 960              | 10×7.7                           | 24                | 1010             | —                                | —                 | —                |                                  |
| 270   | —       | —                 | —                | —                                | —                 | —                | —                                | —                 | —                | 10×7.7                           | 24                | 1010             | —                                | —                 | —                |                                  |
| 330   | 8×6.7   | 23                | 960              | 8×6.7                            | 25                | 960              | 10×7.7                           | 20                | 1100             | 10×7.7                           | 24                | 1010             | —                                | —                 | —                |                                  |
| 470   | 8×6.7   | 23                | 960              | 10×7.7                           | 20                | 1100             | 10×7.7                           | 20                | 1100             | —                                | —                 | —                | —                                | —                 | —                |                                  |
| 560   | 8×6.7   | 23                | 960              | —                                | —                 | —                | —                                | —                 | —                | —                                | —                 | —                | —                                | —                 | —                |                                  |
| 680   | —       | —                 | —                | 10×7.7                           | 20                | 1100             | —                                | —                 | —                | —                                | —                 | —                | —                                | —                 | —                |                                  |
| 1000  | 10×7.7  | 19                | 1100             | —                                | —                 | —                | —                                | —                 | —                | —                                | —                 | —                | —                                | —                 | —                |                                  |

(Note) Rated ripple current : 125°C, 100kHz ; ESR : 20°C, 100kHz

ALUMINUM

POLYMER HYBRID


125°C



## Radial lead Type

- GREEN CAP
- Low ESR
- 105°C 2000hours
- Anti-cleaning solvent

- Low ESR and high ripple current are realized.
- Guaranteed 105°C, 2000 hours.



Marking color : Red print

PRM

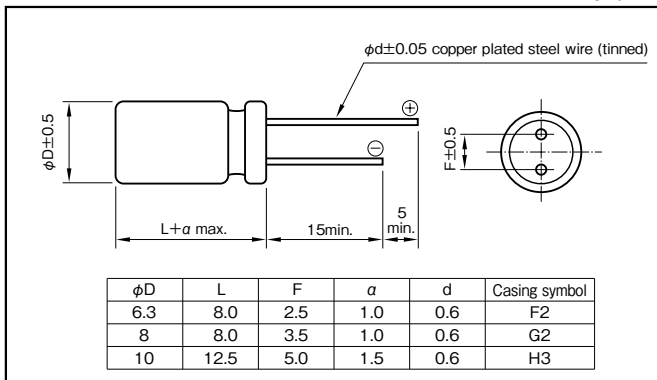
## Specifications

| Item   | Performance  |   |           |            |                 |                                     |                                  |                              |                           |   |            |
|--|--|---|-----------|------------|-----------------|-------------------------------------|----------------------------------|------------------------------|---------------------------|---|------------|
| Category temperature range (°C)                      | -55 to +105  |   |           |            |                 |                                     |                                  |                              |                           |   |            |
| Tolerance at rated capacitance (%)                   | ±20 (20°C, 120Hz)  |   |           |            |                 |                                     |                                  |                              |                           |   |            |
| Leakage current (μA) (max.)<br>*Note                 | 0.2CV or whichever is larger (after 2 minutes)<br>C : Rated capacitance (μF) , V : Rated voltage (V) (20°C)  |   |           |            |                 |                                     |                                  |                              |                           |   |            |
| Tangent of the loss angle (tanδ)                     | values of Standard Ratings or less (20°C, 120Hz)   |   |           |            |                 |                                     |                                  |                              |                           |   |            |
| Characteristics at high and low temperature          | Impedance ratio (max.)   | Z-55°C/Z+20°C 1.25 (100kHz)   |           |            |                 |                                     |                                  |                              |                           |   |            |
|  | Endurance (105°C) (Applied ripple current)   | <table border="1"> <tr><td>Test time</td><td>2000 hours</td></tr> <tr><td>Leakage current</td><td>The initial specified value or less</td></tr> <tr><td>Percentage of capacitance change</td><td>Within ±20% of initial value</td></tr> <tr><td>Tangent of the loss angle</td><td>150% or less of the initial specified value</td></tr> <tr><td>ESR change</td><td>200% or less of the initial specified value</td></tr> </table> | Test time | 2000 hours | Leakage current | The initial specified value or less | Percentage of capacitance change | Within ±20% of initial value | Tangent of the loss angle | 150% or less of the initial specified value | ESR change |
| Test time  | 2000 hours   |   |           |            |                 |                                     |                                  |                              |                           |   |            |
| Leakage current                                      | The initial specified value or less  |   |           |            |                 |                                     |                                  |                              |                           |   |            |
| Percentage of capacitance change                     | Within ±20% of initial value   |   |           |            |                 |                                     |                                  |                              |                           |   |            |
| Tangent of the loss angle                            | 150% or less of the initial specified value  |   |           |            |                 |                                     |                                  |                              |                           |   |            |
| ESR change   | 200% or less of the initial specified value  |   |           |            |                 |                                     |                                  |                              |                           |   |            |
| Damp heat, steady state (humidity) 60°C, 90 to 95%RH | Test time  | 1000 hours  |           |            |                 |                                     |                                  |                              |                           |   |            |
|  | Leakage current  | The initial specified value or less   |           |            |                 |                                     |                                  |                              |                           |   |            |
| Characteristics of applied surge voltage             | Percentage of capacitance change   | Within ±20% of initial value  |           |            |                 |                                     |                                  |                              |                           |   |            |
|  | Tangent of the loss angle  | 150% or less of the initial specified value   |           |            |                 |                                     |                                  |                              |                           |   |            |
|  | ESR change   | 200% or less of the initial specified value   |           |            |                 |                                     |                                  |                              |                           |   |            |
|  | The capacitors shall be subject to 1000 cycles each consisting of charge with the surge voltage specified at 105°C for 30 seconds through a protective resistor (Rc=1kΩ) in 6 minutes per cycle. Surge voltage : 1.15 times of rated voltage |   |           |            |                 |                                     |                                  |                              |                           |   |            |
| Failure rate   | 0.5% per 1000 hours maximum (Confidence level 60% at 105°C)  |   |           |            |                 |                                     |                                  |                              |                           |   |            |

\*Note : If any doubt arises, measure the leakage current after following voltage application treatment.  
Voltage application treatment : DC rated voltage are applied to the capacitors for 120 minutes at 105°C.

## Outline Drawing

Unit : mm



- Soldering conditions are described on page 14.
- The taping specifications are described on page 18,19.

## Part numbering system (example : 4V561M F2 B □)

|             |   |                      |   |                          |                              |               |                 |   |               |
|-------------|---|----------------------|---|--------------------------|------------------------------|---------------|-----------------|---|---------------|
| PRM         | — | 4                    | V | 561                      | M                            | F2            | B               | — | □             |
| Series code |   | Rated voltage symbol |   | Rated capacitance symbol | Capacitance tolerance symbol | Casing symbol | Optional symbol |   | Taping symbol |

Standard Ratings

| Rated voltage (V) | Item    | 2.5              |       |                  |                                  | 4                |       |                  |                                  | 6.3              |       |                  |                                  | 10               |       |                  |                                  |
|-------------------|---------|------------------|-------|------------------|----------------------------------|------------------|-------|------------------|----------------------------------|------------------|-------|------------------|----------------------------------|------------------|-------|------------------|----------------------------------|
|                   |         | Case<br>φD×L(mm) | tan δ | ESR<br>(mΩ max.) | Rated ripple current<br>(mA rms) | Case<br>φD×L(mm) | tan δ | ESR<br>(mΩ max.) | Rated ripple current<br>(mA rms) | Case<br>φD×L(mm) | tan δ | ESR<br>(mΩ max.) | Rated ripple current<br>(mA rms) | Case<br>φD×L(mm) | tan δ | ESR<br>(mΩ max.) | Rated ripple current<br>(mA rms) |
| 220               | —       | —                | —     | —                | —                                | —                | —     | —                | —                                | —                | —     | —                | —                                | —                | —     | —                | —                                |
| 270               | —       | —                | —     | —                | —                                | —                | —     | —                | —                                | —                | —     | —                | —                                | —                | —     | —                | —                                |
| 330               | 6.3×8.0 | 0.10             | 7     | 5600             | —                                | —                | —     | —                | 6.3×8.0                          | 0.10             | 10    | 4680             | 8×8.0                            | 0.08             | 10    | 5000             |                                  |
| 390               | —       | —                | —     | —                | —                                | —                | —     | —                | —                                | —                | —     | —                | 8×8.0                            | 0.08             | 10    | 5000             |                                  |
| 470               | 6.3×8.0 | 0.10             | 7     | 5600             | —                                | —                | —     | —                | 6.3×8.0                          | 0.10             | 7     | 5600             | 8×8.0                            | 0.08             | 8     | 5700             |                                  |
| 560               | 6.3×8.0 | 0.10             | 7     | 5600             | 6.3×8.0                          | 0.10             | 7     | 5600             | 8×8.0                            | 0.08             | 7     | 6100             | 10×12.5                          | 0.12             | 12    | 5300             |                                  |
| 680               | —       | —                | —     | —                | 8×8.0                            | 0.08             | 6     | 6100             | 8×8.0                            | 0.08             | 8     | 5700             | —                                | —                | —     | —                |                                  |
| 820               | 8×8.0   | 0.08             | 6     | 6100             | 8×8.0                            | 0.08             | 6     | 6100             | 10×12.5                          | 0.12             | 10    | 5500             | —                                | —                | —     | —                |                                  |
| 1000              | 8×8.0   | 0.08             | 6     | 6100             | 10×12.5                          | 0.12             | 8     | 5500             | 10×12.5                          | 0.12             | 10    | 5500             | —                                | —                | —     | —                |                                  |
| 1200              | 10×12.5 | 0.12             | 8     | 5500             | 10×12.5                          | 0.12             | 8     | 5500             | —                                | —                | —     | —                | —                                | —                | —     | —                |                                  |
| 1500              | 10×12.5 | 0.12             | 8     | 5500             | —                                | —                | —     | —                | —                                | —                | —     | —                | —                                | —                | —     | —                |                                  |

(Note) Rated ripple current : 105°C , 100kHz ; ESR : 20°C , 100kHz

ALUMINUM

POLYMER HYBRID

105°C

|  |                           |
|--|---------------------------|
| <b>Aluminum Electrolytic Capacitors</b>  | <b>ALUMINUM</b>           |
| <b>Conductive Polymer Hybrid Aluminum Electrolytic Capacitors</b><br><b>Aluminum Electrolytic Capacitors With Conductive Polymer Solid Electrolyte</b> | <b>POLYMER HYBRID</b>     |
| <b>Chip Type Aluminum Electrolytic Capacitors</b>  | <b>CHIP ALUMINUM</b>      |
| <b>Miniature Type Aluminum Electrolytic Capacitors</b>   | <b>MINIATURE ALUMINUM</b> |
| <b>Large Capacitance Aluminum Electrolytic Capacitors</b>  | <b>LARGE ALUMINUM</b>     |
| <b>Aluminum Electrolytic Capacitors for Audio</b>  | <b>FOR AUDIO ALUMINUM</b> |

## ■ Cautions for Using Aluminum Electrolytic Capacitors

Please read the specification before using ELNA products.

The following cautions should be observed when using our aluminum electrolytic capacitors to assure their maximum stability and performance. When your application design conditions or operating conditions exceed the limit of the product specification, please contact us. If used under conditions beyond the limit of our specifications, it may cause defects such as short circuit, open circuit, leakage, explosion or combustion.

### ■ Cautions for usage

#### 1. DC electrolytic capacitors are polarized.

- If used with a wrong polarity, it creates an abnormal current resulting in a short circuit or damage to itself. Use DC bipolar electrolytic capacitors for use with uncertain or unknown polarity. DC capacitors cannot be used in AC circuits.

#### 2. Use within the rated voltage.

- If a voltage exceeding the rated voltage is applied, it may cause characteristic deterioration or damage due to the increased leakage current.
- When ripple current is loaded, make sure that the peak value of the ripple voltage does not exceed the rated voltage.

#### 3. Using for power supply circuit.

- While aluminum electrolytic capacitors are operated electrolyte liquid inside dries up and E.S.R. (Equivalent Series Resistance) of the capacitor increases. In case operated longer than rated life time, the capacitance much decreases, tangent of loss angle and E.S.R. much increases. Therefore for some case the sum of bias direct voltage and the peak of ripple voltage is over the rated voltage of the capacitor.
- For any type of circuit, in case the sum of bias direct voltage and the peak of ripple voltage is over the rated voltage of the capacitors or in case the minimum voltage is lower than 0 (zero) volt, the voltage control for the capacitors shall be provided.

#### 4. Do not use in a circuit which requires rapid charging or discharging.

- If used in a circuit requiring rapid charging or discharging, it may cause characteristic deterioration or damage to itself due to the heat generated inside the capacitor. In such cases, contact us for our rapid charging/discharging capacitors.

#### 5. Use within the rated ripple current.

- If applied ripple current exceeds rated ripple current, the life of the capacitor may be shortened, or in an extreme case it gets destroyed due to its internal heat. Use high-ripple type capacitors for such circuits.

#### 6. Changes in characteristics due to operating temperature.

- The characteristics of an electrolytic capacitor will change with a change in the temperature. Such changes are temporary and the original characteristics will be restored at the original temperature (if the characteristics are not deteriorated by remaining at a high temperature for a long time). If used at a

temperature exceeding the guaranteed temperature range, the capacitor may be damaged due to the increased leakage current. Pay attention to the capacitor temperature being affected by the ambient temperature of the unit, the temperature inside the appliance, the heat radiated by another hot component in the unit and the heat inside the capacitor itself due to the ripple current.

- (1)The electrostatic capacitance is normally shown as the value at 20°C-120Hz. It increases as the temperature raises and decreases as it lowers.
- (2)The tangent of loss angle ( $\tan\delta$ ) is normally shown as the value at 20°C-120Hz. It decreases as the ambient temperature gets high and increases as it gets low.
- (3)The leakage current increases as the temperature gets high and decreases as it gets low.

#### 7. Changes in the characteristics due to frequency.

- The characteristics of an electrolytic capacitor will change according to the change in the operating frequency.
  - (1)The electrostatic capacity is normally shown as the value at 20°C-120Hz. It decreases as the frequency increases.
  - (2)The tangent of loss angle ( $\tan\delta$ ) is normally shown as the value at 20°C-120Hz. It increases as the frequency gets high.
  - (3)The impedance is normally shown as the value at 100kHz 20°C. It increases as the frequency lowers.

#### 8. Aluminum electrolytic capacitor life.

- The life of an aluminum electrolytic capacitor terminates when it fails due to the deterioration in its electronic characteristics. Temperature and the ripple current since they especially affect the life. See chart on page.

#### 9. Changes in aluminum electrolytic capacitors during storage.

- After storage for a long period, whether unused of mounted on the appliance, the leakage current of an aluminum electrolytic capacitor will increase. This tendency is more prominent when the ambient temperature is high. If a capacitor has been stored for more than 2 years under normal temperature (shorter if high temperature) and it shows increased leakage current, a treatment by voltage application is recommended. Addition of a protective circuit in the design of the appliance is also recommended, considering the effect of the initial increased current.

NOTE : Design, Specifications are subject to change without notice.  
It is recommended that you shall obtain technical specifications from ELNA to ensure that the component is suitable for your use.

**10. Insulation between the capacitor case and the cathode terminal.**

- The capacitor case and the cathode terminal are connected through the electrolyte which has uncertain resistance. If a complete insulation of the case is necessary, add an insulator at assembly.

**11. NC terminal (the supplemental terminal) (series RPK, LJ6, LJ2)**

- Since NC terminal is not insulated. It should be mounted at a position electronically independent from all other parts of the circuit.

**12. External sleeve**

- During a preheating or a hardening of mounting adhesive may cause a sleeve cracked. The capacitors are usually sleeved with poly vinyl chloride or poly ethylene terephthalate for the indication purpose only. Please do not consider it as an insulation.

**13. Fumigation Process**

- When exporting electronic equipment abroad, fumigation process may be performed on wooden packaging material with a halogen (compound) gas such as methyl bromide. Exercise care as this halogen gas may corrode capacitors. Also, use caution to epidemic preventive agent as corrosive component such as halogen may be contained.

**14. Specific Operating Environments**

- Capacitors may corrode when stored or used in a place filled with acidic toxic gases (such as hydrogen sulfide, sulfurous acid, nitrous acid, chlorine, bromine, methyl bromide, etc.) If capacitors are used or stored in such environments, please let us know.

**15. Use at a high altitude**

- The use of capacitors at high altitudes such as on an airplane causes a large difference between the internal pressure of the capacitors and the atmospheric pressure. However, there is no problem in use under atmospheric pressure up to about an altitude of 10,000 meters. Please check the operation of electronic equipment at the operating environmental temperature because the temperature lowers with increased altitude. If the condition is severe like space, please contact us.

**16. Hole pitch adjustment of the PCB to the capacitors.**

- Set the hole pitch of the PCB to the lead pitch (the "F" distance in the catalog) of the capacitor. Be careful since a short circuit, a cut or an increase in the leakage current etc. may be caused by the stress given to the lead wire terminals due to the difference between the hole pitch and the lead pitch.

**17. Capacitors with pressure valves.**

- A part of the capacitor case is made thin to have the function as the pressure valve in order to prevent explosion due to the rise of inside pressure when a reverse or excessive voltage is applied to the capacitor. Once it has worked as a valve, the whole capacitor needs to be replaced since the valve will not restore.
- When you use a capacitor with pressure valve, provide certain space above the pressure valve as below to prevent an interference when it works as a valve.

|                                     |             |             |
|-------------------------------------|-------------|-------------|
| Diameter of the capacitor (mm)      | 18 or less  | 20 to 40    |
| Required space above the valve (mm) | 2.0 or more | 3.0 or more |

**18. Double-sided PCB's**

- When you use electrolytic capacitors on a double sided PCB, be careful not to have the circuit pattern run under where the capacitor is mounted. Otherwise it may cause a short circuit on the PCB depending on the condition of mounting.

**19. Regarding to connection of capacitors**

- Aluminum electrolytic capacitor has electrolyte liquid so that the most portion of electric loss characteristics came from E.S.R.(Equivalent Series Resistance) of electrolyte liquid. Therefore the capacitor is an electronic devise which can flow high ripple current in case the temperature increases and it decreases E.S.R.

In case connecting two capacitors or more, E.S.R. of the capacitors is close to the resistance of the circuit. Therefore in case current is unbalanced and some capacitors has high ripple current, temperature increase, it makes more high current and finally it is over the rated ripple current.

For parallel connection of capacitors the proper design of electric circuit such as balancing of each capacitors resistance or control of total ripple current shall be provided to avoid excess ripple current and voltage.

- When two or more capacitors are arranged in series, the voltage given to each capacitors shall be kept below the rated voltage level, by also giving consideration to the balance of the voltage impressed on the capacitors. Further, partial pressure resistor which considers leakage current shall be provided parallel to each condenser not to have over-voltage impressed on.

Balance resistance are explained on p.106 of our Catalog.

**■Cautions for Mounting**

**1. Cautions for mounting.**

- Check the ratings (electrostatic capacitance and rated voltage) of the capacitor before mounting.
- Check the polarity of the capacitor to the chassis.
- Do not drop the capacitor to the floor. Do not use

NOTE : Design, Specifications are subject to change without notice. It is recommended that you shall obtain technical specifications from ELNA to ensure that the component is suitable for your use.

the dropped capacitor.

- Do not deform the capacitor for mounting.

## 2. Do not apply excessive pressure to the capacitor, its terminals or lead wires.

- Make sure that the contact path of the capacitor meets the hole pitch of the PCB before mounting.
- Transient recovery voltage may be generated in the capacitor due to dielectric absorption. If required, this voltage can be discharged with a resistor with a value of about 1 kΩ.
- A PCB self-standing (snap-in) type capacitor should be pushed to the end (till there is no space) to the PCB for mounting.
- Do not set the automatic insertion machine to clinch the capacitor lead wires too strong.
- Pay attention to the impact given by the component receptacles of the automatic insertion/mounting machines and the product checker, and from the centering operation.

## 3. Soldering.

- Do not dip the capacitor into melted solder.
- The soldering conditions  
Chip type : Please refer to page 15.  
small and large type : 260°C, 10 s (max.)  
The preliminary heating and other conditions described in the catalog or product specifications.
- Do not flux other part than the terminals.
- If there is a direct contact between the sleeve of the capacitor and the printed circuit pattern or a metal part of another component such as a lead wire, it may cause shrinkage or crack.
- When you use the capacitor with its sleeve touching directly to the PCB, excessive solder temperature or excessive soldering time may cause the sleeve to shrink or crack during the heat.
- If the application is for extended use, understand and manage the soldering characteristics to avoid abnormal current caused by a contact failure between the capacitor and the PCB.

## 4. Handling after soldering.

- After soldering, do not tilt, push down or twist the capacitor.
- After soldering, do not hold the capacitor as a handle to carry the PCB.
- After soldering, do not hit the capacitor with any obstacle. If PCB's are piled up for storage, the capacitor should not touch another PCB or component.

## 5. Cleaning after Soldering

- Recommended cleaning method  
(1)cleaning solutions:  
(a) CLEANTHROUGH 710M, 750H, 750L  
(b) PINEALPHA ST-100S  
(c) Techno Care FRW-4~17  
(d) Isopropyl alcohol (2-propanol)

(2)Cleaning conditions:

- (a) The temperature of cleaning solution shall be less than 60°C.
  - (b) Use immersion or ultrasonic waves within two minutes.
  - (c) After cleaning, capacitors and PCB's shall thoroughly be rinsed and dried with hot blast for more than 10 minutes. The temperature of such breeze should be less than the upper category temperature.
  - (d) After cleaning, do not keep capacitors in cleaning solution atmosphere or airtight containers.
- During cleaning, control the cleaning solution against contamination.

## 6. Fixing adhesives and coating materials.

- Do not use fixing adhesive or coating material containing halogen-based solvent.
- Before applying the fixing adhesive or the coating material, make sure that there is no remaining flux or stains between the PCB and the sealed part of the capacitor.
- Before applying the fixing adhesive or the coating material, make sure that the detergent etc. has dried up.
- Do not cover the whole surface of the sealed part (terminal side) of the capacitor with the fixing adhesive or the coating material.
- Observe the description in the catalog or the product specifications concerning the thermal stiffening conditions of the fixing adhesive or the coating material. (If there is no such description, contact us.) When both discrete and SMT components are on the same PCB, the fixing material for the SMT components may cause crack, tear or shrinkage on the external sleeve depending on the thermal stiffening condition.
- Recommended fixing adhesives and coating materials  
Fixing adhesives : Cemedine 1500, Diabond DN83K, Bond G103  
Coating materials : Taffy TF1159, HumiSeal 1B66NS, 1A27NS

## ■ Other Cautions

### 1. Do not touch capacitor terminals with bare hands.

You may get electric shock or your hand may be burnt. Discharge it with a 1 KΩ resistance before use if necessary.

### 2. Do not short the capacitor terminals with a conductor.

Do not spill conductive solution including acid or alkaline solution on the capacitor.

### 3. Periodical inspections should be established for the capacitors used in industrial appliances.

- The following items should be checked:



- (1) Appearance : Check if there is any open valve or leakage.
- (2) Electronic performance : Check the leakage current, the electrostatic capacitance, the tangent of loss angle and other items described in the catalog or the product specifications.

**4. Take the following measures in case of emergency.**

- If you see gas coming out of the capacitor valve when the set is in operation, turn off the power switch of the unit or unplug the power cord from the outlet.
- Keep your face away from the capacitor pressure valve, since the high temperature gas at over 100°C bursts out when the valve works. If the gas gets into your eyes or your mouth, wash your eyes or your mouth. Do not ingest the capacitor electrolyte. If the electrolyte gets on your skin, wash it out with soap.

**5. Storing conditions.**

- Avoid high temperature or high humidity when storing capacitors. Keep the storing temperature at 5°C to 35°C and the relative humidity not more than 75%.
- The leakage current of an aluminum electrolytic capacitor tends to increase when stored for a long time. This tendency becomes more prominent if the ambient temperature is high. The leakage current will be decreased by voltage application. If necessary, treatment by voltage application should

be made on the capacitors which have been stored for a long period (more than 2 years after production).

- Do not store capacitors at a place where there is a possibility that they may get water, salt or oil spill.
- Do not store capacitors at a place where the air contains dense hazardous gas (hydrogen sulfide, sulfurous acid, nitrous acid, chlorine, ammonia, etc.).
- Fumigation treatment with toxic gas covering the whole wooden container frames as moth proofing during shipment may leave residual toxic gas.
- Do not store capacitors at a place where it gets ultraviolet or radioactive rays.

**6. Disposing of capacitors.**

- Punch a hole or crush the capacitors (to prevent explosion) before incineration at approved facility.
- If they are not to be incinerated, bring them to a professional industrial waste disposal company.

**7. Other notes.**

- Please refer to the following literature for anything not described in the specification or the catalog.

(Technical report of Japan Electronics and Information Technology Industries Association, EIAJ RCR-2367C “Guideline of notabilia for fixed aluminum electrolytic capacitors for use in electronic equipment”)

ALUMINUM

CHIP ALUMINUM

MINIATURE ALUMINUM

LARGE ALUMINUM

FOR AUDIO ALUMINUM

|  |                           |
|--|---------------------------|
| <p><b>Aluminum Electrolytic Capacitors</b></p>   | <p>ALUMINUM</p>           |
| <p>Conductive Polymer Hybrid Aluminum Electrolytic Capacitors<br/>Aluminum Electrolytic Capacitors With Conductive Polymer Solid Electrolyte</p> | <p>POLYMER HYBRID</p>     |
| <p><b>Chip Type Aluminum Electrolytic Capacitors</b></p>   | <p>CHIP ALUMINUM</p>      |
| <p>Miniature Type Aluminum Electrolytic Capacitors</p>   | <p>MINIATURE ALUMINUM</p> |
| <p>Large Capacitance Aluminum Electrolytic Capacitors</p>  | <p>LARGE ALUMINUM</p>     |
| <p>Aluminum Electrolytic Capacitors for Audio</p>  | <p>FOR AUDIO ALUMINUM</p> |



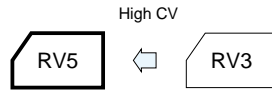
## Chip Type 85°C High CV Capacitors

GREEN CAP

SMD

Anti-cleaning solvent

- Compatible with surface mounting.
- Supplied with carrier taping.
- Guarantees 2000 hours at 85°C.



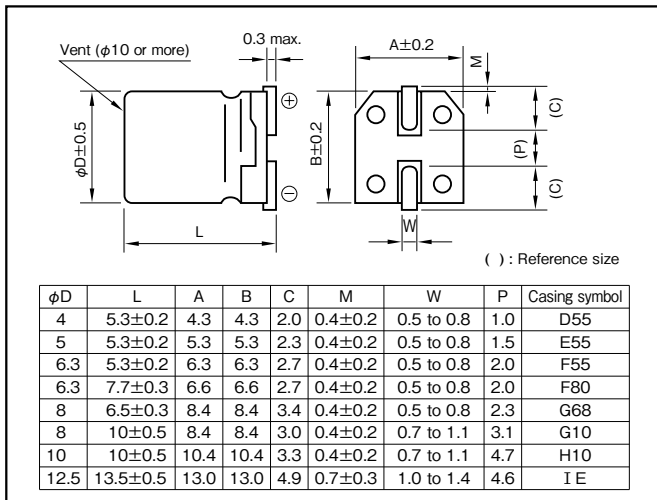
Marking color : Black print  
There are also white print on a brown sleeve (φ10)

### Specifications

| Item  | Performance   |   |         |    |    |    |    |    |    |     |
|---|---|---|---------|----|----|----|----|----|----|-----|
| Category temperature range (°C)             | -40 to +85  |   |         |    |    |    |    |    |    |     |
| Tolerance at rated capacitance (%)          | ±20 (20°C, 120Hz)   |   |         |    |    |    |    |    |    |     |
| Leakage current (μA) (max.)                 | 0.01 CV or 3 whichever is larger (after 2 minutes) C : Rated capacitance (μF) ; V : Rated voltage (V) (20°C)                |   |         |    |    |    |    |    |    |     |
| Tangent of loss angle (tanδ)                | Rated voltage (V)   | 4   | 6.3     | 10 | 16 | 25 | 35 | 50 | 63 | 100 |
|   | tanδ (max.)   | Refer to following page. (20°C, 120Hz)      |         |    |    |    |    |    |    |     |
| Characteristics at high and low temperature | Rated voltage (V)   | 4   | 6.3     | 10 | 16 | 25 | 35 | 50 | 63 | 100 |
|   | Impedance ratio (max.)  | Z-25°C/Z+20°C                               | 7       | 4  | 3  | 2  | 2  | 2  | 2  | 2   |
|   |   | Z-40°C/Z+20°C                               | 17      | 10 | 8  | 6  | 4  | 3  | 3  | 3   |
|   |   |   | (120Hz) |    |    |    |    |    |    |     |
| Endurance (85°C) (Applied ripple current)   | Test time   | 2000 hours                                  |         |    |    |    |    |    |    |     |
|   | Leakage current   | The initial specified value or less         |         |    |    |    |    |    |    |     |
|   | Percentage of capacitance change  | Within ±30% of initial value                |         |    |    |    |    |    |    |     |
|   | Tangent of the loss angle   | 200% or less of the initial specified value |         |    |    |    |    |    |    |     |
| Shelf life (85°C)                           | Test time : 1000hours ; other items are same as the endurance. Voltage application treatment : According to JIS C5101-4 4.1 |   |         |    |    |    |    |    |    |     |
| Applicable standards                        | JIS C5101-1, -18 (IEC 60384-1, -18)   |   |         |    |    |    |    |    |    |     |

### Outline Drawing

Unit : mm



- Soldering conditions are described on page 15.
- Land pattern size are described on page 13.
- The taping specifications are described on page 16.

### Coefficient of Frequency for Rated Ripple Current

| Frequency (Hz)    | 50 · 60 | 120 | 1k   | 10k · 100k |
|-------------------|---------|-----|------|------------|
| Rated voltage (V) |         |     |      |            |
| 4 to 16           | 0.80    | 1   | 1.15 | 1.25       |
| 25 to 35          | 0.80    | 1   | 1.25 | 1.40       |
| 50 to 63          | 0.80    | 1   | 1.35 | 1.50       |
| 100               | 0.70    | 1   | 1.35 | 1.50       |

### Part numbering system

φ8 or less (example : 16V470μF)

|   |   |                      |   |                          |                              |               |    |               |
|---|---|----------------------|---|--------------------------|------------------------------|---------------|----|---------------|
| RV5   | — | 16                   | V | 471                      | M                            | G10           | U  | □             |
| Series code   |   | Rated voltage symbol |   | Rated capacitance symbol | Capacitance tolerance symbol | Casing symbol |    | Taping symbol |
| φ10 sleeve less type (example : 16V470μF) * Please inquire sleeve type P/N. |   |                      |   |                          |                              |               |    |               |
| RV5   | — | 16                   | V | 471                      | M                            | H10           | EU | □             |
| Series code   |   | Rated voltage symbol |   | Rated capacitance symbol | Capacitance tolerance symbol | Casing symbol |    | Taping symbol |
| φ12.5 (example : 10V1500μF)   |   |                      |   |                          |                              |               |    |               |
| RV5   | — | 10                   | V | 152                      | M                            | IE            | T  | R5            |
| Series code   |   | Rated voltage symbol |   | Rated capacitance symbol | Capacitance tolerance symbol | Casing symbol |    | Taping symbol |

NOTE : Design, Specifications are subject to change without notice.  
It is recommended that you shall obtain technical specifications from ELNA to ensure that the component is suitable for your use.

Standard Ratings

| Rated voltage(V)<br>Rated capacitance(μF) | Item    | 4                 |                  |       |                                    | 6.3               |                  |       |                                    | 10                |                  |       |                                    | 16                |                  |       |                                    | 25                |                  |       |                                    |
|---|---------|-------------------|------------------|-------|------------------------------------|-------------------|------------------|-------|------------------------------------|-------------------|------------------|-------|------------------------------------|-------------------|------------------|-------|------------------------------------|-------------------|------------------|-------|------------------------------------|
|   |         | Case<br>φD×L (mm) | Casing<br>symbol | tan δ | Rated ripple<br>current<br>(mArms) | Case<br>φD×L (mm) | Casing<br>symbol | tan δ | Rated ripple<br>current<br>(mArms) | Case<br>φD×L (mm) | Casing<br>symbol | tan δ | Rated ripple<br>current<br>(mArms) | Case<br>φD×L (mm) | Casing<br>symbol | tan δ | Rated ripple<br>current<br>(mArms) | Case<br>φD×L (mm) | Casing<br>symbol | tan δ | Rated ripple<br>current<br>(mArms) |
| 10  |         | -                 | -                | -     | -                                  | -                 | -                | -     | -                                  | 4×5.3             | D55              | 0.24  | 23                                 | 4×5.3             | D55              | 0.20  | 26                                 | 4×5.3             | D55              | 0.18  | 23                                 |
| 22  |         | -                 | -                | -     | -                                  | 4×5.3             | D55              | 0.28  | 31                                 | 4×5.3             | D55              | 0.24  | 26                                 | 4×5.3             | D55              | 0.28  | 30                                 | 4×5.3             | D55              | 0.18  | 24                                 |
| 33  | 4×5.3   | D55               | 0.42             | 31    | 4×5.3                              | D55               | 0.35             | 28    | 4×5.3                              | D55               | 0.32             | 32    | 4×5.3                              | D55               | 0.28             | 32    | 4×5.3                              | D55               | 0.18             | 54    |                                    |
|   |         |                   |                  |       | 5×5.3                              | E55               | 0.28             | 44    | 5×5.3                              | E55               | 0.24             | 48    | 5×5.3                              | E55               | 0.28             | 44    | 5×5.3                              | E55               | 0.18             | 43    |                                    |
| 47  | 4×5.3   | D55               | 0.42             | 37    | 4×5.3                              | D55               | 0.35             | 34    | 4×5.3                              | D55               | 0.32             | 33    | 4×5.3                              | D55               | 0.28             | 32    | 4×5.3                              | D55               | 0.18             | 54    |                                    |
|   |         |                   |                  |       | 5×5.3                              | E55               | 0.28             | 52    | 5×5.3                              | E55               | 0.32             | 54    | 5×5.3                              | E55               | 0.28             | 52    | 5×5.3                              | E55               | 0.18             | 75    |                                    |
| 100                                       | 5×5.3   | E55               | 0.42             | 63    | 5×5.3                              | E55               | 0.35             | 58    | 5×5.3                              | E55               | 0.32             | 54    | 5×5.3                              | E55               | 0.28             | 44    | 6.3×5.3                            | F55               | 0.18             | 75    |                                    |
|   |         |                   |                  |       | 6.3×5.3                            | F55               | 0.28             | 89    | 6.3×5.3                            | F55               | 0.24             | 98    | 6.3×5.3                            | F55               | 0.20             | 70    | 6.3×5.3                            | F55               | 0.18             | 124   |                                    |
| 150                                       | -       | -                 | -                | -     | 6.3×5.3                            | F55               | 0.35             | 83    | 6.3×5.3                            | F55               | 0.32             | 79    | 6.3×7.7                            | F80               | 0.28             | 109   | -                                  | -                 | -                | -     |                                    |
| 220                                       | 6.3×5.3 | F55               | 0.42             | 110   | 6.3×5.3                            | F55               | 0.35             | 88    | 6.3×7.7                            | F80               | 0.32             | 173   | 6.3×7.7                            | F80               | 0.28             | 162   | 8×10                               | G10               | 0.14             | 252   |                                    |
|   |         |                   |                  |       | 6.3×7.7                            | F80               | 0.35             | 113   | 8×6.5                              | G68               | 0.32             | 175   | 8×10                               | G10               | 0.20             | 220   | 8×10                               | G10               | 0.18             | 300   |                                    |
| 330                                       | -       | -                 | -                | -     | 6.3×7.7                            | F80               | 0.35             | 188   | 8×10                               | G10               | 0.24             | 230   | 8×10                               | G10               | 0.20             | 260   | 10×10                              | H10               | 0.14             | 458   |                                    |
|   |         |                   |                  |       | 8×6.5                              | G68               | 0.35             | 190   | -                                  | -                 | -                | -     | -                                  | -                 | -                | -     | -                                  | -                 | -                | -     | -                                  |
| 470                                       | -       | -                 | -                | -     | 8×10                               | G10               | 0.28             | 262   | 8×10                               | G10               | 0.32             | 310   | 8×10                               | G10               | 0.28             | 307   | 10×10                              | H10               | 0.14             | 458   |                                    |
| 680                                       | -       | -                 | -                | -     | -                                  | -                 | -                | -     | -                                  | -                 | -                | -     | 10×10                              | H10               | 0.20             | 380   | -                                  | -                 | -                | -     |                                    |
| 820                                       | -       | -                 | -                | -     | 8×10                               | G10               | 0.35             | 320   | -                                  | -                 | -                | -     | -                                  | -                 | -                | -     | 12.5×13.5                          | IE                | 0.14             | 552   |                                    |
| 1000                                      | -       | -                 | -                | -     | 10×10                              | H10               | 0.28             | 458   | 10×10                              | H10               | 0.24             | 454   | 12.5×13.5                          | IE                | 0.20             | 521   | -                                  | -                 | -                | -     |                                    |
| 1500                                      | -       | -                 | -                | -     | 10×10                              | H10               | 0.35             | 489   | 12.5×13.5                          | IE                | 0.24             | 560   | -                                  | -                 | -                | -     | -                                  | -                 | -                | -     |                                    |
| 2200                                      | -       | -                 | -                | -     | 12.5×13.5                          | IE                | 0.30             | 651   | -                                  | -                 | -                | -     | -                                  | -                 | -                | -     | -                                  | -                 | -                | -     |                                    |

ALUMINUM

CHIP

ALUMINUM

85°C

| Rated voltage(V)<br>Rated capacitance(μF) | Item      | 35                |                  |       |                                    | 50                |                  |       |                                    | 63                |                  |       |                                    | 100               |                  |       |                                    |   |   |   |
|---|-----------|-------------------|------------------|-------|------------------------------------|-------------------|------------------|-------|------------------------------------|-------------------|------------------|-------|------------------------------------|-------------------|------------------|-------|------------------------------------|---|---|---|
|   |           | Case<br>φD×L (mm) | Casing<br>symbol | tan δ | Rated ripple<br>current<br>(mArms) | Case<br>φD×L (mm) | Casing<br>symbol | tan δ | Rated ripple<br>current<br>(mArms) | Case<br>φD×L (mm) | Casing<br>symbol | tan δ | Rated ripple<br>current<br>(mArms) | Case<br>φD×L (mm) | Casing<br>symbol | tan δ | Rated ripple<br>current<br>(mArms) |   |   |   |
| 1   |           | -                 | -                | -     | -                                  | 4×5.3             | D55              | 0.10  | 10                                 | -                 | -                | -     | -                                  | -                 | -                | -     | -                                  | - | - | - |
| 2.2                                       |           | -                 | -                | -     | -                                  | 4×5.3             | D55              | 0.10  | 15                                 | -                 | -                | -     | -                                  | -                 | -                | -     | -                                  | - | - | - |
| 3.3                                       |           | -                 | -                | -     | -                                  | 4×5.3             | D55              | 0.10  | 19                                 | 4×5.3             | D55              | 0.12  | 12                                 | -                 | -                | -     | -                                  | - | - | - |
| 4.7                                       | 4×5.3     | D55               | 0.12             | 20    | 4×5.3                              | D55               | 0.12             | 20    | 5×5.3                              | E55               | 0.12             | 20    | -                                  | -                 | -                | -     | -                                  | - | - | - |
|   |           |                   |                  |       | 5×5.3                              | E55               | 0.10             | 26    | -                                  | -                 | -                | -     | -                                  | -                 | -                | -     | -                                  | - | - | - |
| 10  | 4×5.3     | D55               | 0.14             | 27    | 5×5.3                              | E55               | 0.12             | 34    | 6.3×5.3                            | F55               | 0.12             | 32    | 8×10                               | G10               | 0.10             | 94    | -                                  | - | - | - |
|   |           |                   |                  |       | 6.3×5.3                            | F55               | 0.10             | 44    | 6.3×7.7                            | F80               | 0.12             | 60    | 8×10                               | G10               | 0.12             | 94    | -                                  | - | - | - |
| 22  | 5×5.3     | E55               | 0.14             | 47    | 6.3×5.3                            | F55               | 0.12             | 47    | 6.3×7.7                            | F80               | 0.12             | 62    | 8×10                               | G10               | 0.12             | 94    | -                                  | - | - | - |
|   |           |                   |                  |       | 6.3×5.3                            | F55               | 0.12             | 59    | 8×6.5                              | G68               | 0.12             | 62    | 8×10                               | G10               | 0.12             | 94    | -                                  | - | - | - |
| 33  | 6.3×5.3   | F55               | 0.14             | 67    | 6.3×7.7                            | F80               | 0.12             | 82    | 8×10                               | G10               | 0.10             | 139   | 8×10                               | G10               | 0.12             | 94    | -                                  | - | - | - |
|   |           |                   |                  |       | 8×6.5                              | G68               | 0.12             | 83    | 10×10                              | H10               | 0.10             | 189   | 10×10                              | H10               | 0.10             | 189   | -                                  | - | - | - |
| 47  | 6.3×5.3   | F55               | 0.14             | 54    | 6.3×7.7                            | F80               | 0.12             | 85    | 8×10                               | G10               | 0.10             | 139   | 10×10                              | H10               | 0.12             | 189   | -                                  | - | - | - |
|   |           |                   |                  |       | 6.3×7.7                            | F80               | 0.14             | 90    | 8×10                               | G10               | 0.10             | 252   | 10×10                              | H10               | 0.12             | 226   | -                                  | - | - | - |
| 100                                       | 6.3×7.7   | F80               | 0.14             | 120   | 8×10                               | G10               | 0.12             | 252   | 10×10                              | H10               | 0.10             | 226   | 12.5×13.5                          | IE                | 0.10             | 242   | -                                  | - | - | - |
|   |           |                   |                  |       | 10×10                              | H10               | 0.10             | 458   | -                                  | -                 | -                | -     | -                                  | -                 | -                | -     | -                                  | - | - | - |
| 220                                       | 8×10      | G10               | 0.14             | 260   | -                                  | -                 | -                | -     | 12.5×13.5                          | IE                | 0.10             | 343   | -                                  | -                 | -                | -     | -                                  | - | - | - |
|   |           |                   |                  |       | 10×10                              | H10               | 0.12             | 458   | -                                  | -                 | -                | -     | -                                  | -                 | -                | -     | -                                  | - | - | - |
| 330                                       | 10×10     | H10               | 0.14             | 360   | 12.5×13.5                          | IE                | 0.10             | 451   | -                                  | -                 | -                | -     | -                                  | -                 | -                | -     | -                                  | - | - |   |
| 470                                       | 12.5×13.5 | IE                | 0.12             | 451   | -                                  | -                 | -                | -     | -                                  | -                 | -                | -     | -                                  | -                 | -                | -     | -                                  | - | - | - |

(Note) Rated ripple current : 85° C, 120Hz

## Chip Type 85°C Capacitors (height:4.5mm)

GREEN CAP

SMD

Anti-cleaning solvent

- Compatible with surface mounting for 4.5mm height capacitors.
- Supplied with carrier taping.
- Guarantees 2000 hours at 85°C.



↑ Low Profile



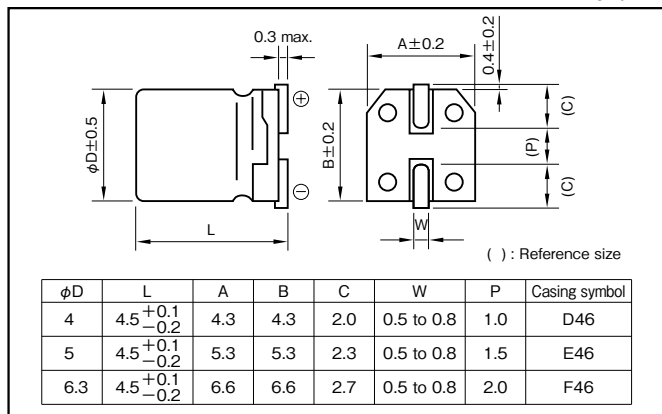
Marking color : Black print

### Specifications

| Item  | Performance   |   |      |      |      |      |      |   |
|---|---|---|------|------|------|------|------|---|
| Category temperature range (°C)             | -40 to +85  |   |      |      |      |      |      |   |
| Tolerance at rated capacitance (%)          | ±20 (20°C,120Hz)  |   |      |      |      |      |      |   |
| Leakage current (μA) (max.)                 | 0.01CV or 3 whichever is larger (after 2 minutes) C : Rated capacitance (μF) ; V : Rated voltage (V) (20°C)                 |   |      |      |      |      |      |   |
| Tangent of loss angle (tanδ)                | Rated voltage (V)   | 6.3   | 10   | 16   | 25   | 35   | 50   |   |
|   | tanδ (max.)   | 0.30  | 0.24 | 0.19 | 0.16 | 0.14 | 0.12 |   |
| Characteristics at high and low temperature | Impedance ratio (max.)  | Rated voltage (V)                           |      |      |      |      |      |   |
|   |   | Z-25°C/Z+20°C                               | 4    | 3    | 2    | 2    | 2    | 2 |
|   |   | Z-40°C/Z+20°C                               | 8    | 8    | 4    | 4    | 3    | 3 |
| Endurance (85°C) (Applied ripple current)   | Test time   | 2000 hours                                  |      |      |      |      |      |   |
|   | Leakage current   | The initial specified value or less         |      |      |      |      |      |   |
|   | Percentage of capacitance change  | Within ±20% of initial value                |      |      |      |      |      |   |
|   | Tangent of the loss angle   | 300% or less of the initial specified value |      |      |      |      |      |   |
| Shelf life (85°C)                           | Test time : 1000hours ; other items are same as the endurance. Voltage application treatment : According to JIS C5101-4 4.1 |   |      |      |      |      |      |   |
| Applicable standards                        | JIS C5101-1, -18 (IEC 60384-1, -18)   |   |      |      |      |      |      |   |

### Outline Drawing

Unit : mm



- Soldering conditions are described on page 15.
- Land pattern size are described on page 13.
- The taping specifications are described on page 16.

### Coefficient of Frequency for Rated Ripple Current

| Rated voltage (V) | Frequency (Hz) |      |      |            |
|-------------------|----------------|------|------|------------|
|                   | 50 · 60        | 120  | 1k   | 10k · 100k |
| 6.3 to 16         | 0.80           | 1    | 1.15 | 1.25       |
| 25 to 35          | 0.70           | 1    | 1.25 | 1.40       |
| 50                | 1 to 3.3μF     | 0.50 | 1    | 1.35       |
|                   | 4.7 to 10μF    | 0.70 | 1    | 1.35       |

### Part numbering system (example : 6.3V47μF)

|             |   |                      |   |                          |                              |               |   |               |
|-------------|---|----------------------|---|--------------------------|------------------------------|---------------|---|---------------|
| RV4         | — | 6                    | V | 470                      | M                            | E46           | U | □             |
| Series code |   | Rated voltage symbol |   | Rated capacitance symbol | Capacitance tolerance symbol | Casing symbol |   | Taping symbol |

### Standard Ratings

| Rated voltage (V) | 6.3  |         |   | 10   |         |   | 16   |         |   | 25   |         |   | 35   |         |   | 50   |         |   |
|-------------------|------|---------|---|------|---------|---|------|---------|---|------|---------|---|------|---------|---|------|---------|---|
|                   | Case | ESR (Ω) | Rated ripple current (mA <sub>RMS</sub> ) | Case | ESR (Ω) | Rated ripple current (mA <sub>RMS</sub> ) | Case | ESR (Ω) | Rated ripple current (mA <sub>RMS</sub> ) | Case | ESR (Ω) | Rated ripple current (mA <sub>RMS</sub> ) | Case | ESR (Ω) | Rated ripple current (mA <sub>RMS</sub> ) | Case | ESR (Ω) | Rated ripple current (mA <sub>RMS</sub> ) |
| 1                 | —    | —       | —   | —    | —       | —   | —    | —       | —   | —    | —       | —   | —    | —       | —   | 4    | 199     | 8   |
| 2.2               | —    | —       | —   | —    | —       | —   | —    | —       | —   | —    | —       | —   | —    | —       | —   | 4    | 90      | 12  |
| 3.3               | —    | —       | —   | —    | —       | —   | —    | —       | —   | —    | —       | —   | —    | —       | —   | 4    | 60      | 15  |
| 4.7               | —    | —       | —   | —    | —       | —   | —    | —       | —   | —    | —       | —   | —    | —       | —   | 5    | 42      | 21  |
| 10                | —    | —       | —   | —    | —       | —   | 4    | 32      | 22  | 5    | 27      | 28  | 5    | 23      | 30  | 6.3  | 20      | 35  |
| 22                | 4    | 23      | 26  | 5    | 18      | 34  | 5    | 14      | 38  | 6.3  | 12      | 49  | 6.3  | 11      | 52  | —    | —       | —   |
| 33                | 5    | 15      | 37  | 5    | 12      | 42  | 6.3  | 10      | 55  | 6.3  | 8       | 60  | —    | —       | —   | —    | —       | —   |
| 47                | 5    | 11      | 45  | 6.3  | 8       | 59  | 6.3  | 7       | 76  | —    | —       | —   | —    | —       | —   | —    | —       | —   |
| 100               | 6.3  | 5       | 76  | —    | —       | —   | —    | —       | —   | —    | —       | —   | —    | —       | —   | —    | —       | —   |

(Note) Rated ripple current : 85°C, 120Hz ; ESR : 20°C, 120Hz

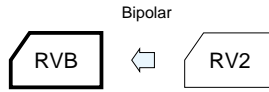
Chip Type Bipolar Capacitors (height:5.5mm)

GREEN CAP

SMD

Anti-cleaning solvent

- Compatible with surface mounting for 5.5mm height capacitors.
- Supplied with carrier taping.
- Guarantees 2000 hours at 85°C.

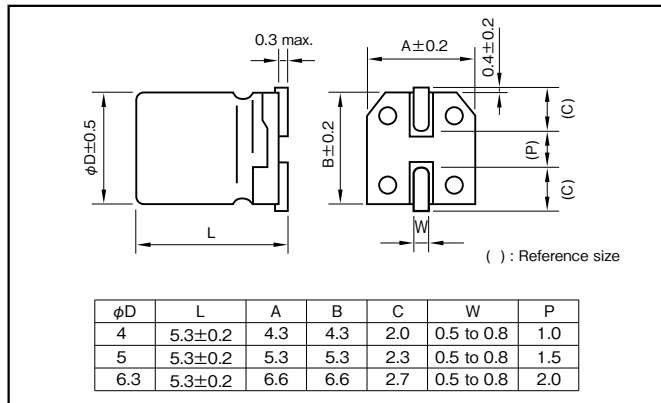


Marking color : Black print

Specifications

| Item  | Performance   |
|---|---|
| Category temperature range (°C)             | -40 to +85  |
| Tolerance at rated capacitance (%)          | ±20 (20°C, 120Hz)   |
| Leakage current (μA) (max.)                 | 0.01CV or 3 whichever is larger (after 2 minutes) C : Rated capacitance (μF) ; V : Rated voltage (V) (20°C) |
| Tangent of loss angle (tanδ)                | Rated voltage (V)   |
|   | tanδ (max.)   |
| Characteristics at high and low temperature | Rated voltage (V)   |
|   | Impedance ratio (max.)  |
|   | Test time   |
| Endurance (85°C) (Applied ripple current)   | Leakage current   |
|   | Percentage of capacitance change  |
|   | Tangent of the loss angle   |
|   | Shelf life (85°C)   |
| Applicable standards                        | JIS C5101-1, -18 (IEC 60384-1, -18)   |

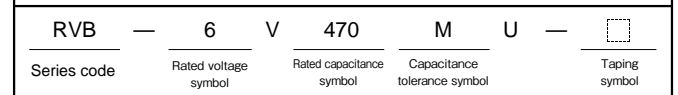
Outline Drawing



Coefficient of Frequency for Rated Ripple Current

| Rated voltage (V) | Frequency (Hz) |     |      |            |
|-------------------|----------------|-----|------|------------|
|                   | 50 · 60        | 120 | 1k   | 10k · 100k |
| 6.3 to 16         | 0.80           | 1   | 1.15 | 1.25       |
| 25 to 35          | 0.80           | 1   | 1.25 | 1.40       |
| 50                | 0.80           | 1   | 1.35 | 1.50       |

Part numbering system (example : 6.3V47μF)



- Soldering conditions are described on page 15.
- Land pattern size are described on page 13.
- The taping specifications are described on page 16.

Standard Ratings

| Rated voltage (V) | 6.3  |             |         | 10  |             |         | 16  |             |         | 25  |             |         | 35  |             |         | 50  |             |         |   |
|-------------------|------|-------------|---------|---|-------------|---------|---|-------------|---------|---|-------------|---------|---|-------------|---------|---|-------------|---------|---|
|                   | Item | Case φD(mm) | ESR (Ω) | Rated ripple current (mA <sub>rms</sub> ) | Case φD(mm) | ESR (Ω) | Rated ripple current (mA <sub>rms</sub> ) | Case φD(mm) | ESR (Ω) | Rated ripple current (mA <sub>rms</sub> ) | Case φD(mm) | ESR (Ω) | Rated ripple current (mA <sub>rms</sub> ) | Case φD(mm) | ESR (Ω) | Rated ripple current (mA <sub>rms</sub> ) | Case φD(mm) | ESR (Ω) | Rated ripple current (mA <sub>rms</sub> ) |
| 1                 | —    | —           | —       | —   | —           | —       | —   | —           | —       | —   | —           | —       | —   | —           | —       | —   | —           | —       | —   |
| 2.2               | —    | —           | —       | —   | —           | —       | —   | —           | —       | —   | —           | —       | —   | 4           | 151     | 10  | 5           | 113     | 14  |
| 3.3               | —    | —           | —       | —   | —           | —       | —   | —           | —       | —   | —           | —       | —   | 4           | 75      | 17  | 5           | 75      | 17  |
| 4.7               | —    | —           | —       | —   | —           | —       | —   | 4           | 88      | 14  | 5           | 53      | 20  | 5           | 53      | 21  | 6.3         | 53      | 24  |
| 10                | —    | —           | —       | 4   | 50          | 18      | 5   | 33          | 26      | 6.3                                       | 25          | 35      | 6.3                                       | 25          | 35      | —   | —           | —       | —   |
| 22                | 5    | 23          | 27      | 6.3                                       | 19          | 40      | 6.3                                       | 15          | 45      | —   | —           | —       | —   | —           | —       | —   | —           | —       | —   |
| 33                | 6.3  | 15          | 45      | 6.3                                       | 13          | 50      | 6.3                                       | 10          | 55      | —   | —           | —       | —   | —           | —       | —   | —           | —       | —   |
| 47                | 6.3  | 11          | 54      | —   | —           | —       | —   | —           | —       | —   | —           | —       | —   | —           | —       | —   | —           | —       | —   |

(Note) Rated ripple current : 85°C, 120Hz ; ESR : 20°C, 120Hz

## Chip Type 105°C Standard Capacitors

GREEN CAP

SMD

105°C  
1000hours

Anti-cleaning solvent

- Compatible with surface mounting.
- Supplied with carrier taping.
- Guarantees 1000 hours at 105°C.



High temperature



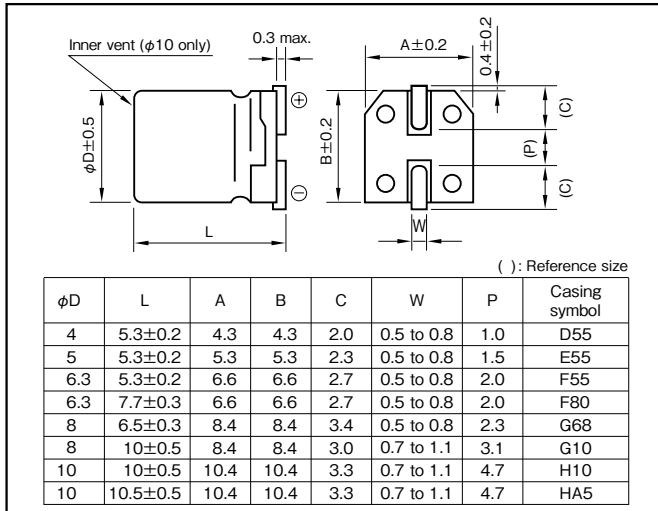
Marking color : Black print

### Specifications

| Item  | Performance   |   |      |      |      |      |      |   |
|---|---|---|------|------|------|------|------|---|
| Category temperature range (°C)             | -55 to +105   |   |      |      |      |      |      |   |
| Tolerance at rated capacitance (%)          | ±20 (20°C, 120Hz)   |   |      |      |      |      |      |   |
| Leakage current (μA) (max.)                 | 0.01 CV or 3 whichever is larger (after 2 minutes) C : Rated capacitance (μF) ; V : Rated voltage (V) (20°C)                |   |      |      |      |      |      |   |
| Tangent of loss angle (tanδ)                | Rated voltage (V)   | 6.3   | 10   | 16   | 25   | 35   | 50   |   |
|   | tanδ (max.)   | 0.30  | 0.26 | 0.22 | 0.16 | 0.13 | 0.12 |   |
| Characteristics at high and low temperature | Impedance ratio (max.)  | Rated voltage (V)                           |      |      |      |      |      |   |
|   |   | Z-25°C/Z+20°C                               | 4    | 3    | 2    | 2    | 2    | 2 |
|   |   | Z-40°C/Z+20°C                               | 8    | 5    | 4    | 3    | 3    | 3 |
| Endurance (105°C) (Applied ripple current)  | Test time   | 1000 hours                                  |      |      |      |      |      |   |
|   | Leakage current   | The initial specified value or less         |      |      |      |      |      |   |
|   | Percentage of capacitance change  | Within ±20% of initial value                |      |      |      |      |      |   |
|   | Tangent of the loss angle   | 200% or less of the initial specified value |      |      |      |      |      |   |
| Shelf life (105°C)                          | Test time : 1000hours ; other items are same as the endurance. Voltage application treatment : According to JIS C5101-4 4.1 |   |      |      |      |      |      |   |
| Applicable standards                        | JIS C5101-1, -18 (IEC 60384-1, -18)   |   |      |      |      |      |      |   |

### Outline Drawing

Unit : mm



- Soldering conditions are described on page 15.
- Land pattern size are described on page 13.
- The taping specifications are described on page 16.

### Coefficient of Frequency for Rated Ripple Current

| Frequency (Hz)    | 50·60 | 120 | 1k   | 10k·100k |
|-------------------|-------|-----|------|----------|
| Rated voltage (V) |       |     |      |          |
| 6.3 to 16         | 0.80  | 1   | 1.15 | 1.25     |
| 25 to 35          | 0.80  | 1   | 1.25 | 1.40     |
| 50                | 0.80  | 1   | 1.35 | 1.50     |

### Part numbering system (example : 16V47μF)

|             |   |                      |   |                          |                              |               |   |   |               |
|-------------|---|----------------------|---|--------------------------|------------------------------|---------------|---|---|---------------|
| RVS         | — | 16                   | V | 470                      | M                            | F55           | U | — |               |
| Series code |   | Rated voltage symbol |   | Rated capacitance symbol | Capacitance tolerance symbol | Casing symbol |   |   | Taping symbol |

Standard Ratings

| Rated voltage (V) | Item      | 6.3                |            |                                  | 10                 |            |                                  | 16                 |            |                                  | 25                 |            |                                  | 35                 |            |                                  | 50                 |            |                                  |
|-------------------|-----------|--------------------|------------|----------------------------------|--------------------|------------|----------------------------------|--------------------|------------|----------------------------------|--------------------|------------|----------------------------------|--------------------|------------|----------------------------------|--------------------|------------|----------------------------------|
|                   |           | Case<br>φD × L(mm) | ESR<br>(Ω) | Rated ripple current<br>(mA rms) | Case<br>φD × L(mm) | ESR<br>(Ω) | Rated ripple current<br>(mA rms) | Case<br>φD × L(mm) | ESR<br>(Ω) | Rated ripple current<br>(mA rms) | Case<br>φD × L(mm) | ESR<br>(Ω) | Rated ripple current<br>(mA rms) | Case<br>φD × L(mm) | ESR<br>(Ω) | Rated ripple current<br>(mA rms) | Case<br>φD × L(mm) | ESR<br>(Ω) | Rated ripple current<br>(mA rms) |
| 1                 | —         | —                  | —          | —                                | —                  | —          | —                                | —                  | —          | —                                | —                  | —          | —                                | —                  | —          | —                                | —                  | —          | —                                |
| 2.2               | —         | —                  | —          | —                                | —                  | —          | —                                | —                  | —          | —                                | —                  | —          | —                                | —                  | —          | —                                | —                  | —          | —                                |
| 3.3               | —         | —                  | —          | —                                | —                  | —          | —                                | —                  | —          | —                                | —                  | —          | —                                | —                  | —          | —                                | —                  | —          | —                                |
| 4.7               | —         | —                  | —          | —                                | —                  | —          | —                                | —                  | —          | —                                | —                  | —          | —                                | —                  | —          | —                                | —                  | —          | —                                |
| 10                | —         | —                  | —          | —                                | 4 × 5.3            | 43         | 15                               | 4 × 5.3            | 36         | 16                               | 5 × 5.3            | 27         | 21                               | 5 × 5.3            | 22         | 23                               | 6.3 × 5.3          | 20         | 26                               |
| 22                | 4 × 5.3   | 23                 | 21         | 5 × 5.3                          | 20                 | 25         | 5 × 5.3                          | 17                 | 28         | 6.3 × 5.3                        | 12                 | 36         | 6.3 × 5.3                        | 10                 | 50         | 8 × 6.5                          | 9.0                | 51         |                                  |
| 33                | 5 × 5.3   | 15                 | 30         | 5 × 5.3                          | 13                 | 31         | 6.3 × 5.3                        | 11                 | 40         | 6.3 × 5.3                        | 8.0                | 44         | 8 × 6.5                          | 6.5                | 59         | 6.3 × 7.7                        | 6.0                | 60         |                                  |
| 47                | 5 × 5.3   | 11                 | 36         | 6.3 × 5.3                        | 9.2                | 43         | 6.3 × 5.3                        | 7.8                | 47         | 8 × 6.5                          | 5.6                | 66         | —                                | —                  | —          | 6.3 × 7.7                        | 4.2                | 63         |                                  |
| 100               | 6.3 × 5.3 | 5.0                | 61         | 6.3 × 5.3                        | 4.3                | 60         | 6.3 × 5.3                        | 3.6                | 60         | 6.3 × 7.7                        | 2.7                | 91         | 6.3 × 7.7                        | 2.2                | 84         | 8 × 10                           | 2.0                | 140        |                                  |
| 150               | —         | —                  | —          | —                                | —                  | —          | 6.3 × 7.7                        | 2.4                | 105        | 8 × 10                           | 1.8                | 140        | 8 × 10                           | 1.4                | 155        | 10 × 10                          | 1.3                | 180        |                                  |
| 220               | 8 × 6.5   | 2.3                | 102        | 6.3 × 7.7                        | 2.0                | 105        | 6.3 × 7.7                        | 1.7                | 105        | 8 × 10                           | 1.2                | 155        | 8 × 10                           | 0.98               | 190        | 10 × 10.5                        | 0.91               | 220        |                                  |
| 330               | 6.3 × 7.7 | 1.5                | 105        | 8 × 10                           | 1.3                | 195        | 8 × 10                           | 1.1                | 195        | 8 × 10                           | 0.80               | 190        | 10 × 10.5                        | 0.65               | 300        | —                                | —                  | —          |                                  |
| 470               | 8 × 10    | 1.1                | 210        | 8 × 10                           | 0.92               | 210        | 8 × 10                           | 0.78               | 230        | 10 × 10                          | 0.57               | 300        | —                                | —                  | —          | —                                | —                  | —          |                                  |
| 680               | 8 × 10    | 0.73               | 210        | 10 × 10                          | 0.63               | 310        | 10 × 10                          | 0.54               | 310        | —                                | —                  | —          | —                                | —                  | —          | —                                | —                  | —          |                                  |
| 1000              | 8 × 10    | 0.50               | 210        | 10 × 10                          | 0.43               | 310        | —                                | —                  | —          | —                                | —                  | —          | —                                | —                  | —          | —                                | —                  | —          |                                  |
| 1500              | 10 × 10   | 0.33               | 310        | —                                | —                  | —          | —                                | —                  | —          | —                                | —                  | —          | —                                | —                  | —          | —                                | —                  | —          |                                  |

(Note) Rated ripple current : 105°C , 120Hz ; ESR : 20°C , 120Hz

ALUMINUM

CHIP ALUMINUM

105°C

## Chip Type 105°C Capacitors (height:6.0mm)

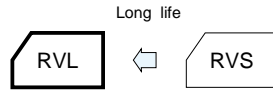
GREEN CAP

SMD

105°C  
2000hours

Anti-cleaning solvent

- Compatible with surface mounting for 6.0mm height capacitors.
- Supplied with carrier taping.
- Guarantees 2000 hours at 105°C.



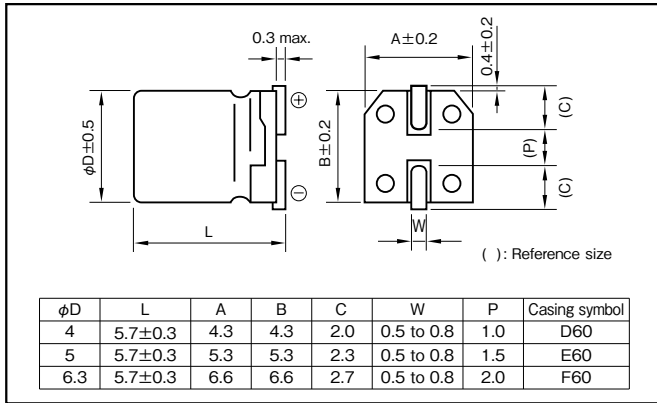
Marking color : Black print

### Specifications

| Item  | Performance   |                                     |      |      |      |      |      |   |
|---|---|-------------------------------------|------|------|------|------|------|---|
| Category temperature range (°C)             | -55 to +105   |                                     |      |      |      |      |      |   |
| Tolerance at rated capacitance (%)          | ±20 (20°C,120Hz)  |                                     |      |      |      |      |      |   |
| Leakage current (μA) (max.)                 | 0.01CV or 3 whichever is larger (after 2 minutes) C : Rated capacitance (μF) ; V : Rated voltage (V) (20°C)                 |                                     |      |      |      |      |      |   |
| Tangent of loss angle (tanδ)                | Rated voltage (V)   | 6.3                                 | 10   | 16   | 25   | 35   | 50   |   |
|   | tanδ (max.)   | 0.32                                | 0.28 | 0.24 | 0.18 | 0.15 | 0.14 |   |
| Characteristics at high and low temperature | (20°C,120Hz)  |                                     |      |      |      |      |      |   |
|   | Rated voltage (V)   | 6.3                                 | 10   | 16   | 25   | 35   | 50   |   |
|   | Impedance ratio (max.)  | Z-25°C/Z+20°C                       | 4    | 3    | 2    | 2    | 2    | 2 |
|   |   | Z-40°C/Z+20°C                       | 8    | 5    | 4    | 3    | 3    | 3 |
| Endurance (105°C) (Applied ripple current)  | (120Hz)   |                                     |      |      |      |      |      |   |
|   | Test time   | 2000 hours                          |      |      |      |      |      |   |
|   | Leakage current   | The initial specified value or less |      |      |      |      |      |   |
|   | Percentage of capacitance change  | Within ±30% of initial value        |      |      |      |      |      |   |
| Shelf life (105°C)                          | Tangent of the loss angle   |                                     |      |      |      |      |      |   |
|   | 300% or less of the initial specified value   |                                     |      |      |      |      |      |   |
| Shelf life (105°C)                          | Test time : 1000hours ; other items are same as the endurance. Voltage application treatment : According to JIS C5101-4 4.1 |                                     |      |      |      |      |      |   |
| Applicable standards                        | JIS C5101-1, -18 (IEC 60384-1, -18)   |                                     |      |      |      |      |      |   |

### Outline Drawing

Unit : mm



- Soldering conditions are described on page 15.
- Land pattern size are described on page 13.
- The taping specifications are described on page 16.

### Coefficient of Frequency for Rated Ripple Current

| Rated voltage (V) | Frequency (Hz) |      |      |            |
|-------------------|----------------|------|------|------------|
|                   | 50 · 60        | 120  | 1k   | 10k · 100k |
| 6.3 to 16         | 0.80           | 1    | 1.15 | 1.25       |
| 25 · 35           | 0.80           | 1    | 1.25 | 1.40       |
| 50                | 1 to 3.3μF     | 0.50 | 1    | 1.35       |
|                   | 4.7 to 10μF    | 0.70 | 1    | 1.35       |

### Part numbering system (example : 16V470 M F60 U)

|             |   |                      |   |                          |                              |               |   |               |
|-------------|---|----------------------|---|--------------------------|------------------------------|---------------|---|---------------|
| RVL         | — | 16                   | V | 470                      | M                            | F60           | U | □             |
| Series code |   | Rated voltage symbol |   | Rated capacitance symbol | Capacitance tolerance symbol | Casing symbol |   | Taping symbol |

### Standard Ratings

| Rated capacitance (μF) | Item | 6.3  |         |   | 10   |         |   | 16   |         |   | 25   |         |   | 35   |         |   | 50   |         |   |     |    |
|------------------------|------|------|---------|---|------|---------|---|------|---------|---|------|---------|---|------|---------|---|------|---------|---|-----|----|
|                        |      | Case | ESR (Ω) | Rated ripple current (mA <sub>rms</sub> ) | Case | ESR (Ω) | Rated ripple current (mA <sub>rms</sub> ) | Case | ESR (Ω) | Rated ripple current (mA <sub>rms</sub> ) | Case | ESR (Ω) | Rated ripple current (mA <sub>rms</sub> ) | Case | ESR (Ω) | Rated ripple current (mA <sub>rms</sub> ) | Case | ESR (Ω) | Rated ripple current (mA <sub>rms</sub> ) |     |    |
| 1                      | —    | —    | —       | —   | —    | —       | —   | —    | —       | —   | —    | —       | —   | —    | —       | —   | —    | —       | —   | —   |    |
| 2.2                    | —    | —    | —       | —   | —    | —       | —   | —    | —       | —   | —    | —       | —   | —    | —       | —   | —    | —       | 4×5.7                                     | 232 | 12 |
| 3.3                    | —    | —    | —       | —   | —    | —       | —   | —    | —       | —   | —    | —       | —   | —    | —       | —   | —    | —       | 4×5.7                                     | 105 | 19 |
| 4.7                    | —    | —    | —       | —   | —    | —       | —   | —    | —       | —   | —    | —       | —   | —    | —       | —   | —    | —       | 4×5.7                                     | 70  | 22 |
| 10                     | —    | —    | —       | —   | —    | —       | —   | —    | —       | —   | —    | —       | —   | —    | —       | —   | —    | —       | 5×5.7                                     | 49  | 29 |
| 22                     | —    | —    | —       | —   | —    | —       | —   | —    | —       | —   | —    | —       | —   | —    | —       | —   | —    | —       | 6.3×5.7                                   | 23  | 47 |
| 33                     | —    | —    | —       | —   | —    | —       | —   | —    | —       | —   | —    | —       | —   | —    | —       | —   | —    | —       | —   | —   | —  |
| 47                     | —    | —    | —       | —   | —    | —       | —   | —    | —       | —   | —    | —       | —   | —    | —       | —   | —    | —       | —   | —   | —  |
| 100                    | —    | —    | —       | —   | —    | —       | —   | —    | —       | —   | —    | —       | —   | —    | —       | —   | —    | —       | —   | —   | —  |

(Note) Rated ripple current : 105°C, 120Hz ; ESR : 20°C, 120Hz

## Chip Type, 105°C Use, Large Capacitance Capacitors

GREEN CAP

SMD

105°C  
2000hours

Anti-cleaning solvent

- Compatible with surface mounting.
- Supplied with carrier taping.
- Guarantees 2000 hours at 105°C.  
( $\phi 12.5 \times 13.5L$  : 5000 hours at 105°C)



High temperature



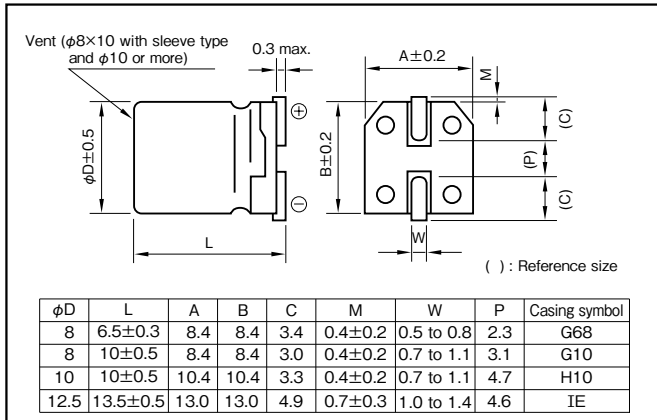
Marking color : Black print  
There are also white print on a brown sleeve (10L or more)

### Specifications

| Item  | Performance   |   |      |      |      |      |      |      |      |   |
|---|---|---|------|------|------|------|------|------|------|---|
| Category temperature range (°C)               | -55 to +105   |   |      |      |      |      |      |      |      |   |
| Tolerance at rated capacitance (%)            | ±20 (20°C, 120Hz)   |   |      |      |      |      |      |      |      |   |
| Leakage current (μA) (max.)                   | 0.01CV or 3 whichever is larger (after 2 minutes) C : Rated capacitance (μF) ; V : Rated voltage (V) (20°C)                 |   |      |      |      |      |      |      |      |   |
| Tangent of loss angle (tanδ)                  | Rated voltage (V)   | 6.3   | 10   | 16   | 25   | 35   | 50   | 63   | 100  |   |
|   | tanδ (max.)   | 0.30  | 0.24 | 0.22 | 0.16 | 0.13 | 0.12 | 0.11 | 0.10 |   |
| Characteristics at high and low temperature   | Rated voltage (V)   | 6.3   | 10   | 16   | 25   | 35   | 50   | 63   | 100  |   |
|   | Impedance ratio (max.)  | Z-25°C/Z+20°C                                       | 4    | 3    | 2    | 2    | 2    | 2    | 2    | 2 |
|   |   | Z-40°C/Z+20°C                                       | 8    | 5    | 4    | 3    | 3    | 3    | 3    | 3 |
| Endurance (105°C)<br>(Applied ripple current) | Test time   | 2000 hours ( $\phi 12.5 \times 13.5L$ : 5000 hours) |      |      |      |      |      |      |      |   |
|   | Leakage current   | The initial specified value or less                 |      |      |      |      |      |      |      |   |
|   | Percentage of capacitance change  | Within ±20% of initial value                        |      |      |      |      |      |      |      |   |
|   | Tangent of the loss angle   | 200% or less of the initial specified value         |      |      |      |      |      |      |      |   |
| Shelf life (105°C)                            | Test time : 1000hours ; other items are same as the endurance. Voltage application treatment : According to JIS C5101-4 4.1 |   |      |      |      |      |      |      |      |   |
| Applicable standards                          | JIS C5101-1, -18 (IEC 60384-1, -18)   |   |      |      |      |      |      |      |      |   |

### Outline Drawing

Unit : mm



- Soldering conditions are described on page 15.
- Land pattern size are described on page 13.
- The taping specifications are described on page 16.

### Coefficient of Frequency for Rated Ripple Current

| φ8, φ10                            |         |     |      |            |
|------------------------------------|---------|-----|------|------------|
| Rated voltage (V) \ Frequency (Hz) | 50 · 60 | 120 | 1k   | 10k · 100k |
| 6.3 to 16                          | 0.80    | 1   | 1.15 | 1.25       |
| 25 to 35                           | 0.80    | 1   | 1.25 | 1.40       |
| 50 to 63                           | 0.80    | 1   | 1.35 | 1.50       |
| 100                                | 0.70    | 1   | 1.35 | 1.50       |

| φ12.5                                   |      |      |      |      |
|---|------|------|------|------|
| Rated capacitance (μF) \ Frequency (Hz) | 120  | 1k   | 10k  | 100k |
| 47                                      | 0.50 | 0.76 | 0.87 | 1    |
| 100 to 220                              | 0.70 | 0.85 | 0.90 | 1    |
| 330 to 1000                             | 0.80 | 0.93 | 0.98 | 1    |

### Part numbering system

φ8 × 6.5L (example : 25V47μF)

|             |   |                      |   |                          |                              |               |   |   |               |
|-------------|---|----------------------|---|--------------------------|------------------------------|---------------|---|---|---------------|
| RVJ         | — | 25                   | V | 470                      | M                            | G68           | U | — | □             |
| Series code |   | Rated voltage symbol |   | Rated capacitance symbol | Capacitance tolerance symbol | Casing symbol |   |   | Taping symbol |

φ8 × 10L (example : 25V100μF) \* However, in the case of 100V, should delate "M".

|             |   |                      |   |                          |                              |               |     |   |               |
|-------------|---|----------------------|---|--------------------------|------------------------------|---------------|-----|---|---------------|
| RVJ         | — | 25                   | V | 101                      | M                            | G10           | Y1U | — | □             |
| Series code |   | Rated voltage symbol |   | Rated capacitance symbol | Capacitance tolerance symbol | Casing symbol |     |   | Taping symbol |

φ10 (example : 16V470μF)

|             |   |                      |   |                          |                              |               |    |   |               |
|-------------|---|----------------------|---|--------------------------|------------------------------|---------------|----|---|---------------|
| RVJ         | — | 16                   | V | 471                      | M                            | H10           | EU | — | □             |
| Series code |   | Rated voltage symbol |   | Rated capacitance symbol | Capacitance tolerance symbol | Casing symbol |    |   | Taping symbol |

φ12.5 (example : 10V1000μF)

|             |   |                      |   |                          |                              |               |    |   |               |
|-------------|---|----------------------|---|--------------------------|------------------------------|---------------|----|---|---------------|
| RVJ         | — | 10                   | V | 102                      | M                            | IE            | ET | — | R5            |
| Series code |   | Rated voltage symbol |   | Rated capacitance symbol | Capacitance tolerance symbol | Casing symbol |    |   | Taping symbol |

\*Please inquire sleeve type P/N.



Standard Ratings

| Rated voltage (V) | Item  | 6.3  |               |                               | 10   |               |                               | 16   |               |                               | 25   |               |                               | 35   |               |                               | 50   |               |                               | 63   |               |                               | 100  |               |                               |       |
|-------------------|-------|------|---------------|-------------------------------|------|---------------|-------------------------------|------|---------------|-------------------------------|------|---------------|-------------------------------|------|---------------|-------------------------------|------|---------------|-------------------------------|------|---------------|-------------------------------|------|---------------|-------------------------------|-------|
|                   |       | Case | Casing symbol | Rated ripple current (mA rms) | Case | Casing symbol | Rated ripple current (mA rms) | Case | Casing symbol | Rated ripple current (mA rms) | Case | Casing symbol | Rated ripple current (mA rms) | Case | Casing symbol | Rated ripple current (mA rms) | Case | Casing symbol | Rated ripple current (mA rms) | Case | Casing symbol | Rated ripple current (mA rms) | Case | Casing symbol | Rated ripple current (mA rms) |       |
| 10                | —     | —    | —             | —                             | —    | —             | —                             | —    | —             | —                             | —    | —             | —                             | —    | —             | —                             | —    | —             | —                             | —    | —             | —                             | —    | —             | —                             |       |
| 22                | —     | —    | —             | —                             | —    | —             | —                             | —    | —             | —                             | —    | —             | —                             | —    | —             | —                             | —    | —             | —                             | —    | —             | —                             | —    | —             | —                             |       |
| 33                | —     | —    | —             | —                             | —    | —             | —                             | —    | —             | —                             | —    | —             | —                             | —    | —             | —                             | —    | —             | —                             | —    | —             | —                             | —    | —             | —                             |       |
| 47                | —     | —    | —             | —                             | —    | —             | —                             | —    | —             | 8×6.5                         | G68  | 110           | 8×6.5                         | G68  | 110           | 8×10                          | G10  | 178           | 10×10                         | H10  | 160           | 125×135                       | IE   | 475*          | —                             | —     |
|                   |       |      |               |                               |      |               |                               |      |               |                               |      |               | 8×10                          | G10  | 178           |                               |      |               |                               |      |               |                               |      |               |                               |       |
| 100               | —     | —    | —             | 8×6.5                         | G68  | 110           | 8×6.5                         | G68  | 110           | 8×10                          | G10  | 178           | 10×10                         | H10  | 324           | 8×10                          | G10  | 178           | 125×135                       | IE   | 577*          | —                             | —    | —             | —                             |       |
|                   |       |      |               |                               |      |               |                               |      |               |                               |      |               |                               |      |               |                               |      |               |                               |      |               |                               |      |               |                               | 10×10 |
| 220               | 8×10  | G10  | 178           | 8×10                          | G10  | 178           | 10×10                         | H10  | 324           | 10×10                         | H10  | 324           | 10×10                         | H10  | 324           | 125×135                       | IE   | 655*          | —                             | —    | —             | —                             | —    | —             | —                             |       |
| 330               | 8×10  | G10  | 178           | 10×10                         | H10  | 324           | 10×10                         | H10  | 324           | 10×10                         | H10  | 324           | 125×135                       | IE   | 747*          | —                             | —    | —             | —                             | —    | —             | —                             | —    | —             | —                             |       |
| 470               | 10×10 | H10  | 324           | 10×10                         | H10  | 324           | 10×10                         | H10  | 324           | 125×135                       | IE   | 747*          | 125×135                       | IE   | 747*          | —                             | —    | —             | —                             | —    | —             | —                             | —    | —             | —                             |       |
| 1000              | 10×10 | H10  | 324           | 10×10                         | H10  | 324           | 125×135                       | IE   | 747*          | —                             | —    | —             | —                             | —    | —             | —                             | —    | —             | —                             | —    | —             | —                             | —    | —             | —                             |       |
|                   |       |      |               |                               |      |               |                               |      |               | 125×135                       | IE   | 747*          | —                             | —    | —             | —                             | —    | —             | —                             | —    | —             | —                             | —    | —             | —                             | —     |

(Note) Rated ripple current : 105°C, 120Hz  
 (Note\*) Rated ripple current : 105°C, 100kHz

ALUMINUM CHIP ALUMINUM 105°C

## Chip type, 105°C Use, Long Life, High CV Capacitors

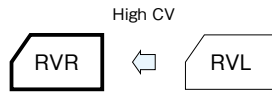
GREEN CAP

SMD

105°C  
2000hours

Anti-  
cleaning  
solvent

- Compatible with surface mounting.
- Supplied with carrier taping.
- Guarantees 2000 hours 105°C.



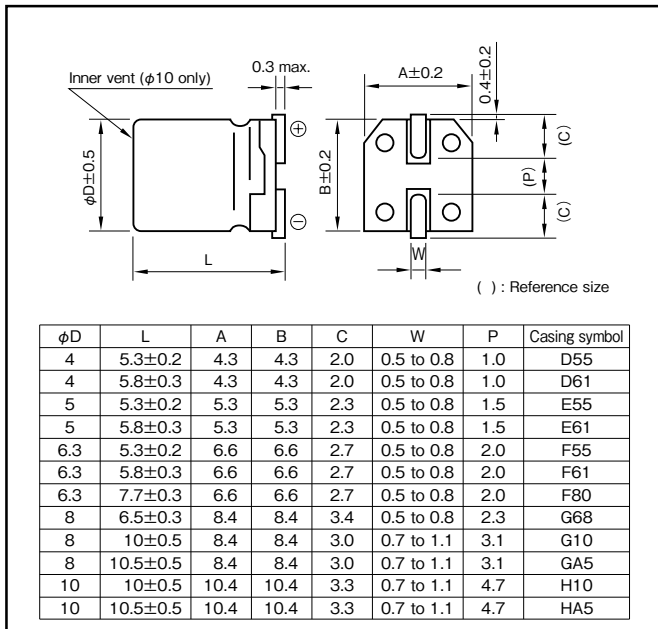
Marking color : Black print

### Specifications

| Item  | Performance   |  |      |      |      |      |      |      |    |
|---|---|--|------|------|------|------|------|------|----|
| Category temperature range (°C)             | -40 to +105   |  |      |      |      |      |      |      |    |
| Tolerance at rated capacitance (%)          | ±20 (20°C, 120Hz)   |  |      |      |      |      |      |      |    |
| Leakage current (μA) (max.)                 | 0.01CV or 3 whichever is larger (after 2 minutes) C : Rated capacitance (μF), V : Rated voltage (V) (20°C)                  |  |      |      |      |      |      |      |    |
| Tangent of loss angle (tanδ)                | Rated voltage (V)   | 4  | 6.3  | 10   | 16   | 25   | 35   | 50   |    |
|   | tanδ (max.)   | 0.50   | 0.30 | 0.22 | 0.16 | 0.14 | 0.12 | 0.12 |    |
| Characteristics at high and low temperature | (20°C, 120Hz)   |  |      |      |      |      |      |      |    |
|   | Impedance ratio (max.)  | Rated voltage (V)  | 4    | 6.3  | 10   | 16   | 25   | 35   | 50 |
|   |   | Z-25°C/Z+20°C  | 7    | 4    | 3    | 2    | 2    | 2    | 2  |
| Z-40°C/Z+20°C                               | 15  | 8  | 6    | 4    | 4    | 3    | 3    |      |    |
| Endurance (105°C) (Applied ripple current)  | (120Hz)   |  |      |      |      |      |      |      |    |
|   | Test time   | 2000 hours   |      |      |      |      |      |      |    |
|   | Leakage current   | The initial specified value or less                              |      |      |      |      |      |      |    |
|   | Percentage of capacitance change  | Within ±20% of initial value (φ5 or Smaller & 16V or less: ±30%) |      |      |      |      |      |      |    |
| Tangent of loss angle                       | 200% or less of the initial specified value   |  |      |      |      |      |      |      |    |
| Shelf life (105°C)                          | Test time : 1000hours ; other items are same as the endurance. Voltage application treatment : According to JIS C5101-4 4.1 |  |      |      |      |      |      |      |    |
| Applicable standards                        | JIS C5101-1, -18 (IEC 60384-1, -18)   |  |      |      |      |      |      |      |    |

### Outline Drawing

Unit : mm



- Soldering conditions are described on page 15.
- Land pattern size are described on page 13.
- The taping specifications are described on page 16.

### Coefficient of Frequency for Rated Ripple Current

| Frequency (Hz)    | 50 · 60 | 120 | 1k   | 10k · 100k |
|-------------------|---------|-----|------|------------|
| Rated voltage (V) |         |     |      |            |
| 6.3 to 16         | 0.80    | 1   | 1.15 | 1.25       |
| 25 to 35          | 0.80    | 1   | 1.25 | 1.40       |
| 50                | 0.50    | 1   | 1.35 | 1.50       |

### Part numbering system (example : 16V100μF)

|             |   |                      |   |                          |                              |               |   |   |               |
|-------------|---|----------------------|---|--------------------------|------------------------------|---------------|---|---|---------------|
| RVR         | — | 16                   | V | 101                      | M                            | F61           | U | — | □             |
| Series code |   | Rated voltage symbol |   | Rated capacitance symbol | Capacitance tolerance symbol | Casing symbol |   |   | Taping symbol |

Standard Ratings

| Rated voltage(V)<br>Rated capacitance(μF) | Item    | 4                 |                  |                                    | 6.3               |                  |                                    | 10                |                  |                                    | 16                |                  |                                    | 25                |                  |                                    |     |    |
|---|---------|-------------------|------------------|------------------------------------|-------------------|------------------|------------------------------------|-------------------|------------------|------------------------------------|-------------------|------------------|------------------------------------|-------------------|------------------|------------------------------------|-----|----|
|   |         | Case<br>φD×L (mm) | Casing<br>symbol | Rated ripple<br>current<br>(mArms) | Case<br>φD×L (mm) | Casing<br>symbol | Rated ripple<br>current<br>(mArms) | Case<br>φD×L (mm) | Casing<br>symbol | Rated ripple<br>current<br>(mArms) | Case<br>φD×L (mm) | Casing<br>symbol | Rated ripple<br>current<br>(mArms) | Case<br>φD×L (mm) | Casing<br>symbol | Rated ripple<br>current<br>(mArms) |     |    |
| 4.7                                       | -       | -                 | -                | -                                  | -                 | -                | -                                  | -                 | -                | -                                  | -                 | -                | 4×5.3                              | D55               | 22               |                                    |     |    |
| 6.8                                       | -       | -                 | -                | -                                  | -                 | -                | -                                  | -                 | -                | -                                  | -                 | -                | 4×5.3                              | D55               | 25               |                                    |     |    |
| 10  | -       | -                 | -                | -                                  | -                 | -                | -                                  | -                 | -                | -                                  | -                 | -                | 4×5.8                              | D61               | 36               |                                    |     |    |
| 22  | -       | -                 | -                | 4×5.3                              | D55               | 26               | 4×5.8                              | D61               | 33               | 4×5.3                              | D55               | 25               | 5×5.8                              | E61               | 48               |                                    |     |    |
|   |         |                   |                  | 4×5.8                              | D61               | 28               |                                    |                   |                  | 4×5.8                              | D61               | 27               |                                    |                   |                  | 5×5.3                              | E55 | 39 |
| 33  | -       | -                 | -                | 5×5.8                              | E61               | 40               | 4×5.8                              | D61               | 41               | 5×5.8                              | E61               | 55               | 5×5.8                              | E61               | 59               |                                    |     |    |
|   |         |                   |                  | 5×5.3                              | E55               | 46               | 5×5.3                              | E55               | 43               | 6.3×5.8                            | F61               | 66               | 6.3×5.3                            | F55               | 65               |                                    |     |    |
|   |         |                   |                  | 6.3×5.3                            | F55               | 71               | 6.3×5.8                            | F61               | 47               | 6.3×5.8                            | F61               | 66               | 6.3×5.8                            | F61               | 69               |                                    |     |    |
| 47  | 4×5.8   | D61               | 42               | 4×5.8                              | D61               | 42               | 6.3×5.8                            | F61               | 74               | 5×5.8                              | E61               | 66               | 6.3×5.8                            | F61               | 82               |                                    |     |    |
|   |         |                   |                  | 5×5.3                              | E55               | 46               |                                    |                   |                  | 5×5.8                              | E61               | 66               |                                    |                   |                  | 6.3×5.3                            | F55 | 70 |
|   |         |                   |                  | 6.3×5.3                            | F55               | 71               |                                    |                   |                  | 6.3×5.8                            | F61               | 78               |                                    |                   |                  | 6.3×5.8                            | F61 | 78 |
| 100                                       | 5×5.8   | E61               | 70               | 5×5.8                              | E61               | 70               | 6.3×5.8                            | F61               | 95               | 6.3×5.8                            | F61               | 112              | 6.3×7.7                            | F80               | 132              |                                    |     |    |
|   |         |                   |                  | 6.3×5.3                            | F55               | 71               |                                    |                   |                  |                                    |                   |                  | 8×6.5                              | G68               | 146              |                                    |     |    |
|   |         |                   |                  | 6.3×5.8                            | F61               | 99               |                                    |                   |                  |                                    |                   |                  | -                                  | -                 | -                |                                    |     |    |
| 150                                       | -       | -                 | -                | -                                  | -                 | -                | 6.3×5.8                            | F61               | 117              | 8×6.5                              | G68               | 151              | -                                  | -                 | -                |                                    |     |    |
| 220                                       | 6.3×5.8 | F61               | 121              | 6.3×5.8                            | F61               | 121              | 6.3×7.7                            | F80               | 156              | 6.3×7.7                            | F80               | 183              | 8×10                               | G10               | 320              |                                    |     |    |
|   |         |                   |                  |                                    |                   |                  | 8×6.5                              | G68               | 173              | 8×6.5                              | G68               | 157              | 8×10.5                             | GA5               | 320              |                                    |     |    |
| 330                                       | 6.3×7.7 | F80               | 163              | 6.3×7.7                            | F80               | 163              | 8×10                               | G10               | 296              | 8×10                               | G10               | 291              | 8×10.5                             | GA5               | 340              |                                    |     |    |
|   | 8×6.5   | G68               | 181              | 8×6.5                              | G68               | 181              | 8×10.5                             | GA5               | 296              |                                    |                   |                  |                                    |                   |                  |                                    |     |    |
| 470                                       | -       | -                 | -                | 8×10                               | G10               | 320              | 8×10                               | G10               | 326              | 8×10                               | G10               | 348              | 10×10.5                            | HA5               | 490              |                                    |     |    |
|   |         |                   |                  | 8×10.5                             | GA5               | 320              | 8×10.5                             | GA5               | 326              | 8×10.5                             | GA5               | 348              |                                    |                   |                  |                                    |     |    |
| 680                                       | -       | -                 | -                | 8×10.5                             | GA5               | 340              | 10×10                              | H10               | 440              | 10×10                              | H10               | 484              | -                                  | -                 | -                |                                    |     |    |
| 820                                       | -       | -                 | -                | -                                  | -                 | -                | -                                  | -                 | -                | 10×10.5                            | HA5               | 484              | -                                  | -                 | -                |                                    |     |    |
| 1000                                      | -       | -                 | -                | 8×10.5                             | GA5               | 370              | 10×10.5                            | HA5               | 500              | -                                  | -                 | -                | -                                  | -                 | -                |                                    |     |    |
|   |         |                   |                  | 10×10                              | H10               | 495              |                                    |                   |                  |                                    |                   |                  |                                    |                   |                  |                                    |     |    |
|   |         |                   |                  | 10×10.5                            | HA5               | 495              |                                    |                   |                  |                                    |                   |                  |                                    |                   |                  |                                    |     |    |
| 1200                                      | -       | -                 | -                | -                                  | -                 | -                | 10×10.5                            | HA5               | 500              | -                                  | -                 | -                | -                                  | -                 | -                |                                    |     |    |
| 1500                                      | -       | -                 | -                | 10×10.5                            | HA5               | 550              | -                                  | -                 | -                | -                                  | -                 | -                | -                                  | -                 | -                |                                    |     |    |

ALUMINUM

CHIP ALUMINUM

105°C

| Rated voltage(V)<br>Rated capacitance(μF) | Item    | 35                |                  |                                    | 50                |                  |                                    |
|---|---------|-------------------|------------------|------------------------------------|-------------------|------------------|------------------------------------|
|   |         | Case<br>φD×L (mm) | Casing<br>symbol | Rated ripple<br>current<br>(mArms) | Case<br>φD×L (mm) | Casing<br>symbol | Rated ripple<br>current<br>(mArms) |
| 1   | -       | -                 | -                | 4×5.3                              | D55               | 10               |                                    |
|   |         |                   |                  | 4×5.8                              | D61               | 12               |                                    |
| 2.2                                       | -       | -                 | -                | 4×5.3                              | D55               | 16               |                                    |
|   |         |                   |                  | 4×5.8                              | D61               | 19               |                                    |
| 3.3                                       | -       | -                 | -                | 4×5.3                              | D55               | 16               |                                    |
|   |         |                   |                  | 4×5.8                              | D61               | 22               |                                    |
|   |         |                   |                  | 4×5.8                              | D61               | 26               |                                    |
| 4.7                                       | 4×5.8   | D61               | 23               | 5×5.3                              | E55               | 23               |                                    |
|   |         |                   |                  | 5×5.8                              | E61               | 29               |                                    |
|   |         |                   |                  | 5×5.3                              | E55               | 23               |                                    |
| 6.8                                       | -       | -                 | -                | 5×5.3                              | E55               | 23               |                                    |
| 10  | 4×5.8   | D61               | 30               | 5×5.8                              | E61               | 35               |                                    |
|   | 5×5.3   | E55               | 28               | 6.3×5.3                            | F55               | 35               |                                    |
|   | 5×5.8   | E61               | 39               | 6.3×5.8                            | F61               | 47               |                                    |
| 22  | 5×5.8   | E61               | 52               | 6.3×5.8                            | F61               | 61               |                                    |
|   | 6.3×5.3 | F55               | 55               |                                    |                   |                  |                                    |
| 33  | 6.3×5.8 | F61               | 74               | 6.3×7.7                            | F80               | 82               |                                    |
|   |         |                   |                  | 8×6.5                              | G68               | 91               |                                    |
| 47  | 6.3×5.8 | F61               | 89               | 6.3×7.7                            | F80               | 97               |                                    |
|   |         |                   |                  | 8×6.5                              | G68               | 108              |                                    |
| 68  | 6.3×7.7 | F80               | 117              | -                                  | -                 | -                |                                    |
|   | 8×6.5   | G68               | 130              | -                                  | -                 | -                |                                    |
| 100                                       | 6.3×7.7 | F80               | 142              | 8×10.5                             | GA5               | 230              |                                    |
|   | 8×6.5   | G68               | 158              |                                    |                   |                  |                                    |
|   | 8×10    | G10               | 283              |                                    |                   |                  |                                    |
|   | 8×10.5  | GA5               | 283              |                                    |                   |                  |                                    |
| 150                                       | 8×10    | G10               | 293              | 10×10.5                            | HA5               | 300              |                                    |
|   | 8×10.5  | GA5               | 293              |                                    |                   |                  |                                    |
| 220                                       | 8×10.5  | GA5               | 302              | 10×10.5                            | HA5               | 375              |                                    |
|   | 10×10   | H10               | 450              |                                    |                   |                  |                                    |
| 330                                       | 10×10.5 | HA5               | 450              | -                                  | -                 | -                |                                    |

(Note) Rated ripple current : 105° C, 120Hz

## Chip Type, 105°C Use, Long Life Capacitors

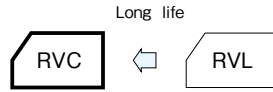
GREEN CAP

SMD

105°C  
3000hours

Anti-cleaning solvent

- Compatible with surface mounting.
- Supplied with carrier taping.
- Guarantees 3000 hours at 105°C. (10L:5000 hours).



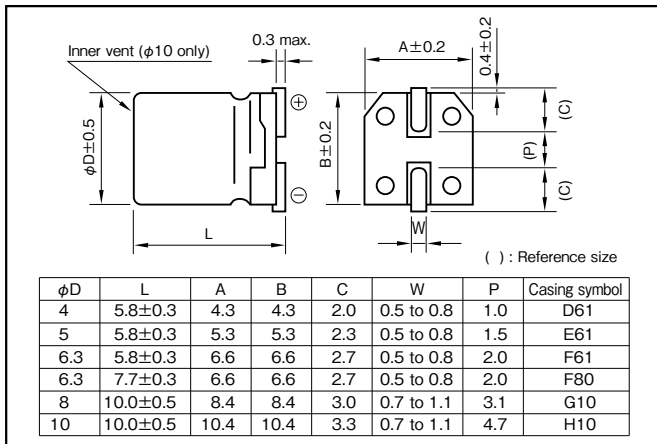
Marking color : Black print

### Specifications

| Item  | Performance   |   |      |      |      |      |      |   |
|---|---|---|------|------|------|------|------|---|
| Category temperature range (°C)             | -40 to +105   |   |      |      |      |      |      |   |
| Tolerance at rated capacitance (%)          | ±20 (20°C,120Hz)  |   |      |      |      |      |      |   |
| Leakage current (μA) (max.)                 | 0.01CV or 3 whichever is larger (after 2 minutes) C : Rated capacitance (μF), V : Rated voltage (V) (20°C)                  |   |      |      |      |      |      |   |
| Tangent of loss angle (tanδ)                | Rated voltage (V)   | 6.3                                     | 10   | 16   | 25   | 35   | 50   |   |
|   | tanδ (max.)   | 0.28                                    | 0.24 | 0.20 | 0.16 | 0.13 | 0.12 |   |
| Characteristics at high and low temperature | (20°C,120Hz)  |   |      |      |      |      |      |   |
|   | Rated voltage (V)   | 6.3                                     | 10   | 16   | 25   | 35   | 50   |   |
|   | Impedance ratio (max.)  | Z-25°C/Z+20°C                           | 4    | 3    | 2    | 2    | 2    | 2 |
|   |   | Z-40°C/Z+20°C                           | 10   | 7    | 5    | 3    | 3    | 3 |
| Endurance (105°C) (Applied ripple current)  | (120Hz)   |   |      |      |      |      |      |   |
|   | Test time   | 3000 hours (10L : 5000 hours)           |      |      |      |      |      |   |
|   | Leakage current   | The initial specified value or less     |      |      |      |      |      |   |
|   | Percentage of capacitance change  | Within ±30% of initial value            |      |      |      |      |      |   |
|   | Tangent of the loss angle   | 300% or less of initial specified value |      |      |      |      |      |   |
| Shelf life (105°C)                          | Test time : 1000hours ; other items are same as the endurance. Voltage application treatment : According to JIS C5101-4 4.1 |   |      |      |      |      |      |   |
| Applicable standards                        | JIS C5101-1, -18 (IEC 60384-1, -18)   |   |      |      |      |      |      |   |

### Outline Drawing

Unit : mm



- Soldering conditions are described on page 15.
- Land pattern size are described on page 13.
- The taping specifications are described on page 16.

### Coefficient of Frequency for Rated Ripple Current

| Rated voltage (V) | Frequency (Hz) |      |      |            |
|-------------------|----------------|------|------|------------|
|                   | 50 · 60        | 120  | 1k   | 10k · 100k |
| 6.3 to 16         | 0.80           | 1    | 1.15 | 1.25       |
| 25 to 35          | 0.80           | 1    | 1.25 | 1.40       |
| 50                | 1 to 3.3μF     | 0.50 | 1    | 1.35       |
|                   | 4.7 or more    | 0.70 | 1    | 1.35       |

### Part numbering system (example : 16V47μF)

|             |   |                      |   |                          |                              |               |   |   |               |
|-------------|---|----------------------|---|--------------------------|------------------------------|---------------|---|---|---------------|
| RVC         | — | 16                   | V | 470                      | M                            | F61           | U | — | □             |
| Series code |   | Rated voltage symbol |   | Rated capacitance symbol | Capacitance tolerance symbol | Casing symbol |   |   | Taping symbol |

Standard Ratings

| Rated voltage (V)<br>Rated capacitance (μF) | Item | 6.3              |                  |                                     | 10               |                  |                                     | 16               |                  |                                     | 25               |                  |                                     | 35               |                  |                                     | 50               |                  |                                     |
|---|------|------------------|------------------|-------------------------------------|------------------|------------------|-------------------------------------|------------------|------------------|-------------------------------------|------------------|------------------|-------------------------------------|------------------|------------------|-------------------------------------|------------------|------------------|-------------------------------------|
|   |      | Case<br>φD×L(mm) | Casing<br>symbol | Rated ripple<br>current<br>(mA rms) | Case<br>φD×L(mm) | Casing<br>symbol | Rated ripple<br>current<br>(mA rms) | Case<br>φD×L(mm) | Casing<br>symbol | Rated ripple<br>current<br>(mA rms) | Case<br>φD×L(mm) | Casing<br>symbol | Rated ripple<br>current<br>(mA rms) | Case<br>φD×L(mm) | Casing<br>symbol | Rated ripple<br>current<br>(mA rms) | Case<br>φD×L(mm) | Casing<br>symbol | Rated ripple<br>current<br>(mA rms) |
| 1   | —    | —                | —                | —                                   | —                | —                | —                                   | —                | —                | —                                   | —                | —                | —                                   | —                | —                | —                                   | —                | —                | —                                   |
| 2.2   | —    | —                | —                | —                                   | —                | —                | —                                   | —                | —                | —                                   | —                | —                | —                                   | —                | —                | —                                   | —                | —                | —                                   |
| 3.3   | —    | —                | —                | —                                   | —                | —                | —                                   | —                | —                | —                                   | —                | —                | —                                   | —                | —                | —                                   | —                | —                | —                                   |
| 4.7   | —    | —                | —                | —                                   | —                | —                | —                                   | —                | —                | —                                   | —                | —                | —                                   | —                | —                | —                                   | —                | —                | —                                   |
| 10  | —    | —                | —                | —                                   | —                | —                | —                                   | —                | —                | —                                   | —                | —                | —                                   | —                | —                | —                                   | —                | —                | —                                   |
| 22  | —    | —                | —                | —                                   | —                | —                | —                                   | —                | —                | —                                   | —                | —                | —                                   | —                | —                | —                                   | —                | —                | —                                   |
| 33  | —    | —                | —                | —                                   | —                | —                | —                                   | —                | —                | —                                   | —                | —                | —                                   | —                | —                | —                                   | —                | —                | —                                   |
| 47  | —    | —                | —                | —                                   | —                | —                | —                                   | —                | —                | —                                   | —                | —                | —                                   | —                | —                | —                                   | —                | —                | —                                   |
| 100   | —    | —                | —                | —                                   | —                | —                | —                                   | —                | —                | —                                   | —                | —                | —                                   | —                | —                | —                                   | —                | —                | —                                   |
| 220   | —    | —                | —                | —                                   | —                | —                | —                                   | —                | —                | —                                   | —                | —                | —                                   | —                | —                | —                                   | —                | —                | —                                   |
| 330   | —    | —                | —                | —                                   | —                | —                | —                                   | —                | —                | —                                   | —                | —                | —                                   | —                | —                | —                                   | —                | —                | —                                   |
| 470   | —    | —                | —                | —                                   | —                | —                | —                                   | —                | —                | —                                   | —                | —                | —                                   | —                | —                | —                                   | —                | —                | —                                   |
| 1000  | —    | —                | —                | —                                   | —                | —                | —                                   | —                | —                | —                                   | —                | —                | —                                   | —                | —                | —                                   | —                | —                | —                                   |
|   |      |                  |                  |                                     |                  |                  |                                     |                  |                  |                                     |                  |                  |                                     |                  |                  |                                     |                  |                  |                                     |

(Note) Rated ripple current : 105°C, 120Hz

ALUMINUM

CHIP  
ALUMINUM


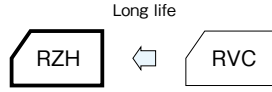
105°C

# RZH, RMH VERTICAL CHIP TYPE ALUMINUM ELECTROLYTIC CAPACITORS ELNA®

## Chip Type 105°C Capacitors

GREEN CAP SMD 105°C 7000hours Anti-cleaning solvent

- Compatible with surface mounting.
- Supplied with carrier taping.
- Guaranteed 7000 hours at 105°C. (φ6.3X5.8L: 5000 hours)



Marking color : Black print

### Specifications

| Item  | Performance   |                        |                                  |                 |                                     |                                  |                              |                           |   |      |      |      |      |               |   |   |   |   |   |               |   |   |   |   |   |               |   |   |   |   |   |
|---|---|------------------------|----------------------------------|-----------------|-------------------------------------|----------------------------------|------------------------------|---------------------------|---|------|------|------|------|---------------|---|---|---|---|---|---------------|---|---|---|---|---|---------------|---|---|---|---|---|
| Category temperature range (°C)             | -55 to +105   |                        |                                  |                 |                                     |                                  |                              |                           |   |      |      |      |      |               |   |   |   |   |   |               |   |   |   |   |   |               |   |   |   |   |   |
| Tolerance at rated capacitance (%)          | ±20 (20°C, 120Hz)   |                        |                                  |                 |                                     |                                  |                              |                           |   |      |      |      |      |               |   |   |   |   |   |               |   |   |   |   |   |               |   |   |   |   |   |
| Leakage current (μA) (max.)                 | 0.01CV or 3 whichever is larger (after 2 minutes) C : Rated capacitance (μF) ; V : Rated voltage (V) (20°C)   |                        |                                  |                 |                                     |                                  |                              |                           |   |      |      |      |      |               |   |   |   |   |   |               |   |   |   |   |   |               |   |   |   |   |   |
| Tangent of loss angle (tanδ)                | <table border="1"> <thead> <tr> <th>Rated voltage (V)</th> <th>6.3</th> <th>10</th> <th>16</th> <th>25</th> <th>35</th> </tr> </thead> <tbody> <tr> <td>tanδ (max.)</td> <td>0.32</td> <td>0.28</td> <td>0.26</td> <td>0.16</td> <td>0.14</td> </tr> </tbody> </table> <p>(20°C, 120Hz)</p>   | Rated voltage (V)      | 6.3                              | 10              | 16                                  | 25                               | 35                           | tanδ (max.)               | 0.32  | 0.28 | 0.26 | 0.16 | 0.14 |               |   |   |   |   |   |               |   |   |   |   |   |               |   |   |   |   |   |
| Rated voltage (V)                           | 6.3   | 10                     | 16                               | 25              | 35                                  |                                  |                              |                           |   |      |      |      |      |               |   |   |   |   |   |               |   |   |   |   |   |               |   |   |   |   |   |
| tanδ (max.)                                 | 0.32  | 0.28                   | 0.26                             | 0.16            | 0.14                                |                                  |                              |                           |   |      |      |      |      |               |   |   |   |   |   |               |   |   |   |   |   |               |   |   |   |   |   |
| Characteristics at high and low temperature | <table border="1"> <thead> <tr> <th rowspan="3">Impedance ratio (max.)</th> <th colspan="6">Rated voltage (V)</th> </tr> <tr> <th>6.3</th> <th>10</th> <th>16</th> <th>25</th> <th>35</th> </tr> </thead> <tbody> <tr> <td>Z-25°C/Z+20°C</td> <td>2</td> <td>2</td> <td>2</td> <td>2</td> <td>2</td> </tr> <tr> <td>Z-40°C/Z+20°C</td> <td>3</td> <td>3</td> <td>3</td> <td>3</td> <td>3</td> </tr> <tr> <td>Z-55°C/Z+20°C</td> <td>4</td> <td>4</td> <td>4</td> <td>4</td> <td>4</td> </tr> </tbody> </table> <p>(120Hz)</p> | Impedance ratio (max.) | Rated voltage (V)                |                 |                                     |                                  |                              |                           | 6.3   | 10   | 16   | 25   | 35   | Z-25°C/Z+20°C | 2 | 2 | 2 | 2 | 2 | Z-40°C/Z+20°C | 3 | 3 | 3 | 3 | 3 | Z-55°C/Z+20°C | 4 | 4 | 4 | 4 | 4 |
| Impedance ratio (max.)                      | Rated voltage (V)   |                        |                                  |                 |                                     |                                  |                              |                           |   |      |      |      |      |               |   |   |   |   |   |               |   |   |   |   |   |               |   |   |   |   |   |
|   | 6.3   |                        | 10                               | 16              | 25                                  | 35                               |                              |                           |   |      |      |      |      |               |   |   |   |   |   |               |   |   |   |   |   |               |   |   |   |   |   |
|   | Z-25°C/Z+20°C   | 2                      | 2                                | 2               | 2                                   | 2                                |                              |                           |   |      |      |      |      |               |   |   |   |   |   |               |   |   |   |   |   |               |   |   |   |   |   |
| Z-40°C/Z+20°C                               | 3   | 3                      | 3                                | 3               | 3                                   |                                  |                              |                           |   |      |      |      |      |               |   |   |   |   |   |               |   |   |   |   |   |               |   |   |   |   |   |
| Z-55°C/Z+20°C                               | 4   | 4                      | 4                                | 4               | 4                                   |                                  |                              |                           |   |      |      |      |      |               |   |   |   |   |   |               |   |   |   |   |   |               |   |   |   |   |   |
| Endurance (105°C) (Applied ripple current)  | <table border="1"> <tbody> <tr> <td>Test time</td> <td>7000 hours (φ6.3×5.8L:5000hours)</td> </tr> <tr> <td>Leakage current</td> <td>The initial specified value or less</td> </tr> <tr> <td>Percentage of capacitance change</td> <td>Within ±30% of initial value</td> </tr> <tr> <td>Tangent of the loss angle</td> <td>300% or less of the initial specified value</td> </tr> </tbody> </table>   | Test time              | 7000 hours (φ6.3×5.8L:5000hours) | Leakage current | The initial specified value or less | Percentage of capacitance change | Within ±30% of initial value | Tangent of the loss angle | 300% or less of the initial specified value |      |      |      |      |               |   |   |   |   |   |               |   |   |   |   |   |               |   |   |   |   |   |
| Test time                                   | 7000 hours (φ6.3×5.8L:5000hours)  |                        |                                  |                 |                                     |                                  |                              |                           |   |      |      |      |      |               |   |   |   |   |   |               |   |   |   |   |   |               |   |   |   |   |   |
| Leakage current                             | The initial specified value or less   |                        |                                  |                 |                                     |                                  |                              |                           |   |      |      |      |      |               |   |   |   |   |   |               |   |   |   |   |   |               |   |   |   |   |   |
| Percentage of capacitance change            | Within ±30% of initial value  |                        |                                  |                 |                                     |                                  |                              |                           |   |      |      |      |      |               |   |   |   |   |   |               |   |   |   |   |   |               |   |   |   |   |   |
| Tangent of the loss angle                   | 300% or less of the initial specified value   |                        |                                  |                 |                                     |                                  |                              |                           |   |      |      |      |      |               |   |   |   |   |   |               |   |   |   |   |   |               |   |   |   |   |   |
| Shelf life (105°C)                          | Test time : 1000hours ; other items are the same as those for the endurance. Voltage application treatment : According to JIS C5101-4 4.1   |                        |                                  |                 |                                     |                                  |                              |                           |   |      |      |      |      |               |   |   |   |   |   |               |   |   |   |   |   |               |   |   |   |   |   |
| Applicable standards                        | JIS C5101-1, -18 (IEC 60384-1, -18)   |                        |                                  |                 |                                     |                                  |                              |                           |   |      |      |      |      |               |   |   |   |   |   |               |   |   |   |   |   |               |   |   |   |   |   |

### Outline Drawing

Unit : mm

**Standard Type**

**For Vibration Resistance Type**

( ) : Reference size

| φD  | L       | A    | B    | C   | W       | P   | Casing symbol |
|-----|---------|------|------|-----|---------|-----|---------------|
| 6.3 | 5.8±0.3 | 6.6  | 6.6  | 2.7 | 0.5~0.8 | 2.0 | F61           |
| 6.3 | 7.7±0.3 | 6.6  | 6.6  | 2.7 | 0.5~0.8 | 2.0 | F80           |
| 8   | 10±0.5  | 8.4  | 8.4  | 3.0 | 0.7~1.1 | 3.1 | G10           |
| 10  | 10±0.5  | 10.4 | 10.4 | 3.3 | 0.7~1.1 | 4.7 | H10           |

### Coefficient of Frequency for Rated Ripple Current

| Frequency (Hz)    | 120  | 1k  | 10k  | 100k |
|-------------------|------|-----|------|------|
| Rated voltage (V) |      |     |      |      |
| 6.3 to 35         | 0.50 | 0.8 | 0.95 | 1    |

### Part numbering system

Standard Type (example : 35V100μF)

|             |   |                      |   |                          |                              |               |   |               |
|-------------|---|----------------------|---|--------------------------|------------------------------|---------------|---|---------------|
| RZH         | — | 35                   | V | 101                      | M                            | F80           | U | □             |
| Series code |   | Rated voltage symbol |   | Rated capacitance symbol | Capacitance tolerance symbol | Casing symbol |   | Taping symbol |

For Vibration Resistance Type (example : 35V330μF)

|             |   |                      |   |                          |                              |               |   |               |
|-------------|---|----------------------|---|--------------------------|------------------------------|---------------|---|---------------|
| RMH         | — | 35                   | V | 331                      | M                            | H10           | U | □             |
| Series code |   | Rated voltage symbol |   | Rated capacitance symbol | Capacitance tolerance symbol | Casing symbol |   | Taping symbol |

- Soldering conditions are described on page 15.
- Land pattern size are described on page 13.
- The taping specifications are described on page 16.

**Standard Ratings**

| Rated voltage/V<br>Item<br>Rated capacitance/μF | 6.3               |                  |                 |                                     | 10                |                  |                 |                                     | 16                |                  |                 |                                     | 25                |                  |                 |                                     |
|---|-------------------|------------------|-----------------|-------------------------------------|-------------------|------------------|-----------------|-------------------------------------|-------------------|------------------|-----------------|-------------------------------------|-------------------|------------------|-----------------|-------------------------------------|
|   | Case<br>φD×L (mm) | Casing<br>symbol | ESR<br>(Ω max.) | Rated ripple<br>current<br>(mA rms) | Case<br>φD×L (mm) | Casing<br>symbol | ESR<br>(Ω max.) | Rated ripple<br>current<br>(mA rms) | Case<br>φD×L (mm) | Casing<br>symbol | ESR<br>(Ω max.) | Rated ripple<br>current<br>(mA rms) | Case<br>φD×L (mm) | Casing<br>symbol | ESR<br>(Ω max.) | Rated ripple<br>current<br>(mA rms) |
| 33  | —                 | —                | —               | —                                   | —                 | —                | —               | —                                   | —                 | —                | —               | —                                   | 6.3×5.8           | F61              | 1.10            | 140                                 |
| 47  | —                 | —                | —               | —                                   | —                 | —                | —               | —                                   | 6.3×5.8           | F61              | 1.10            | 140                                 | 6.3×5.8           | F61              | 1.10            | 140                                 |
| 100   | 6.3×5.8           | F61              | 1.10            | 140                                 | 6.3×5.8           | F61              | 1.10            | 140                                 | 6.3×5.8           | F61              | 1.10            | 140                                 | 6.3×7.7           | F80              | 1.00            | 230                                 |
| 150   | 6.3×5.8           | F61              | 1.10            | 140                                 | 6.3×5.8           | F61              | 1.10            | 140                                 | 6.3×5.8           | F61              | 1.10            | 140                                 | 8×10              | G10              | 0.22            | 600                                 |
| 220   | 6.3×7.7           | F80              | 1.00            | 230                                 | 6.3×7.7           | F80              | 1.00            | 230                                 | 6.3×7.7           | F80              | 1.00            | 230                                 | 8×10              | G10              | 0.22            | 600                                 |
| 330   | 6.3×7.7           | F80              | 1.00            | 230                                 | 8×10              | G10              | 0.22            | 600                                 | 8×10              | G10              | 0.22            | 600                                 | 8×10              | G10              | 0.22            | 600                                 |
| 470   | 8×10              | G10              | 0.22            | 600                                 | 8×10              | G10              | 0.22            | 600                                 | 8×10              | G10              | 0.22            | 600                                 | 10×10             | H10              | 0.16            | 850                                 |
| 680   | 10×10             | H10              | 0.16            | 850                                 | 10×10             | H10              | 0.16            | 850                                 | 10×10             | H10              | 0.16            | 850                                 | —                 | —                | —               | —                                   |
| 1000  | 10×10             | H10              | 0.16            | 850                                 | —                 | —                | —               | —                                   | —                 | —                | —               | —                                   | —                 | —                | —               | —                                   |

| Rated voltage/V<br>Item<br>Rated capacitance/μF | 35                |                  |                 |                                     |
|---|-------------------|------------------|-----------------|-------------------------------------|
|   | Case<br>φD×L (mm) | Casing<br>symbol | ESR<br>(Ω max.) | Rated ripple<br>current<br>(mA rms) |
| 22  | 6.3×5.8           | F61              | 1.10            | 140                                 |
| 33  | 6.3×5.8           | F61              | 1.10            | 140                                 |
|   | 6.3×7.7           | F80              | 1.00            | 230                                 |
| 47  | 6.3×7.7           | F80              | 1.00            | 230                                 |
| 100   | 6.3×7.7           | F80              | 1.00            | 230                                 |
| 150   | 8×10              | G10              | 0.22            | 600                                 |
| 220   | 8×10              | G10              | 0.22            | 600                                 |
| 330   | 10×10             | H10              | 0.16            | 850                                 |

(Note) Rated ripple current : 105°C , 100kHz ; ESR : 20°C , 100kHz

## Chip Type, 105°C Use, Low Impedance Capacitors

GREEN CAP

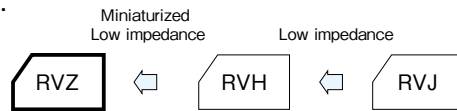
SMD

Low z

105°C  
2000hours

Anti-cleaning solvent

- Compatible with surface mounting.
- Supplied with carrier taping.
- Guarantees 2000 hours at 105°C.  
( $\phi 8 \times 6.5L$  or less : 1000hours)  
( $\phi 12.5 \times 13.5L$  : 5000hours)



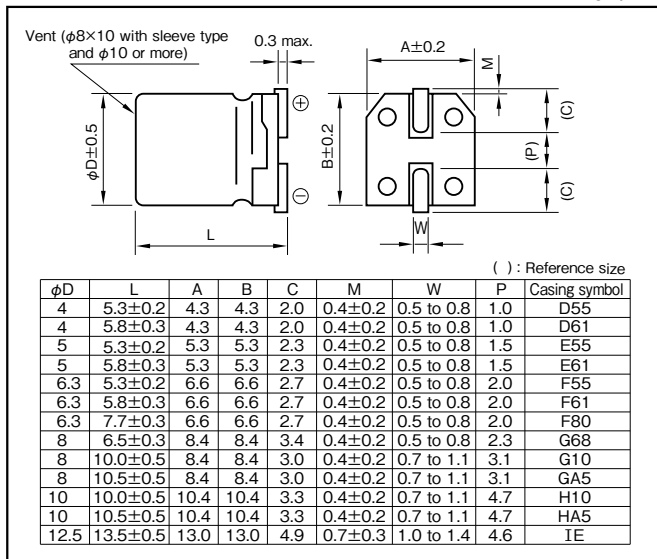
Marking color : Black print  
There are also White print on a brown sleeve  
( $\phi 8 \times 10L - \phi 12.5 \times 13.5L$ )

### Specifications

| Item  | Performance  |   |      |      |      |    |    |                        |               |      |      |      |      |               |   |   |   |   |
|---|--|---|------|------|------|----|----|------------------------|---------------|------|------|------|------|---------------|---|---|---|---|
| Category temperature range (°C)                                   | -55 to +105  |   |      |      |      |    |    |                        |               |      |      |      |      |               |   |   |   |   |
| Tolerance at rated capacitance (%)                                | ±20 (20°C, 120Hz)  |   |      |      |      |    |    |                        |               |      |      |      |      |               |   |   |   |   |
| Leakage current (μA) (max.)                                       | 0.01CV or 3 whichever is larger (after 2 minutes) C : Rated capacitance (μF) ; V : Rated voltage (V) (20°C)  |   |      |      |      |    |    |                        |               |      |      |      |      |               |   |   |   |   |
| Tangent of loss angle (tanδ)                                      | <table border="1"> <tr> <th>Rated voltage (V)</th> <td>6.3</td> <td>10</td> <td>16</td> <td>25</td> <td>35</td> </tr> <tr> <th>tanδ (max.)</th> <td>0.28</td> <td>0.24</td> <td>0.20</td> <td>0.16</td> <td>0.14</td> </tr> </table>   | Rated voltage (V)   | 6.3  | 10   | 16   | 25 | 35 | tanδ (max.)            | 0.28          | 0.24 | 0.20 | 0.16 | 0.14 |               |   |   |   |   |
|   | Rated voltage (V)  | 6.3   | 10   | 16   | 25   | 35 |    |                        |               |      |      |      |      |               |   |   |   |   |
| tanδ (max.)   | 0.28   | 0.24  | 0.20 | 0.16 | 0.14 |    |    |                        |               |      |      |      |      |               |   |   |   |   |
| 0.02 is added to every 1000μF increase over 1000μF. (20°C, 120Hz) |  |   |      |      |      |    |    |                        |               |      |      |      |      |               |   |   |   |   |
| Characteristics at high and low temperature                       | <table border="1"> <tr> <th>Rated voltage (V)</th> <td>6.3</td> <td>10</td> <td>16</td> <td>25</td> <td>35</td> </tr> <tr> <th rowspan="2">Impedance ratio (max.)</th> <td>Z-25°C/Z+20°C</td> <td>4</td> <td>3</td> <td>2</td> <td>2</td> </tr> <tr> <td>Z-55°C/Z+20°C</td> <td>8</td> <td>5</td> <td>4</td> <td>3</td> </tr> </table> | Rated voltage (V)   | 6.3  | 10   | 16   | 25 | 35 | Impedance ratio (max.) | Z-25°C/Z+20°C | 4    | 3    | 2    | 2    | Z-55°C/Z+20°C | 8 | 5 | 4 | 3 |
|   | Rated voltage (V)  | 6.3   | 10   | 16   | 25   | 35 |    |                        |               |      |      |      |      |               |   |   |   |   |
| Impedance ratio (max.)  | Z-25°C/Z+20°C  | 4   | 3    | 2    | 2    |    |    |                        |               |      |      |      |      |               |   |   |   |   |
|   | Z-55°C/Z+20°C  | 8   | 5    | 4    | 3    |    |    |                        |               |      |      |      |      |               |   |   |   |   |
| (120Hz)   |  |   |      |      |      |    |    |                        |               |      |      |      |      |               |   |   |   |   |
| Endurance (105°C)<br>(Applied ripple current)                     | Test time  | 1000 hours ( $\phi 8 \times 6.5L$ or less)<br>2000 hours ( $\phi 8 \times 10L$ to $\phi 10 \times 10.5L$ )<br>5000 hours ( $\phi 12.5 \times 13.5L$ ) |      |      |      |    |    |                        |               |      |      |      |      |               |   |   |   |   |
|   | Leakage current  | The initial specified value or less   |      |      |      |    |    |                        |               |      |      |      |      |               |   |   |   |   |
|   | Percentage of capacitance change   | Within ±25% of initial value  |      |      |      |    |    |                        |               |      |      |      |      |               |   |   |   |   |
|   | Tangent of the loss angle  | 200% or less of initial specified value   |      |      |      |    |    |                        |               |      |      |      |      |               |   |   |   |   |
| Shelf life (105°C)  | Test time : 1000hours ; other items are same as the endurance. Voltage application treatment : According to JIS C5101-4 4.1  |   |      |      |      |    |    |                        |               |      |      |      |      |               |   |   |   |   |
| Applicable standards  | JIS C5101-1, -18 (IEC 60384-1, -18)  |   |      |      |      |    |    |                        |               |      |      |      |      |               |   |   |   |   |

### Outline Drawing

Unit : mm



- Soldering conditions are described on page 15.
- Land pattern size are described on page 13.
- The taping specifications are described on page 16.

### Coefficient of Frequency for Rated Ripple Current

| Rated voltage (V) | Frequency (Hz) |      |      |      |
|-------------------|----------------|------|------|------|
|                   | 120            | 1k   | 10k  | 100k |
| 6.3 to 35         | 0.50           | 0.75 | 0.90 | 1    |

### Part numbering system

φ 8 × 6.5 and φ 6.3 or less (example : 6.3V330μF)

|             |   |                      |   |                          |                              |               |   |   |               |
|-------------|---|----------------------|---|--------------------------|------------------------------|---------------|---|---|---------------|
| RVZ         | — | 6                    | V | 331                      | M                            | G68           | U | — | □             |
| Series code |   | Rated voltage symbol |   | Rated capacitance symbol | Capacitance tolerance symbol | Casing symbol |   |   | Taping symbol |

φ 8 × 10, φ 8 × 10.5 (example : 10V220μF)

|             |   |                      |   |                          |                              |               |     |   |               |
|-------------|---|----------------------|---|--------------------------|------------------------------|---------------|-----|---|---------------|
| RVZ         | — | 10                   | V | 221                      | M                            | G10           | Y1U | — | □             |
| Series code |   | Rated voltage symbol |   | Rated capacitance symbol | Capacitance tolerance symbol | Casing symbol |     |   | Taping symbol |

φ 10 × 10, φ 10 × 10.5 (example : 16V330μF)

|             |   |                      |   |                          |                              |               |    |   |               |
|-------------|---|----------------------|---|--------------------------|------------------------------|---------------|----|---|---------------|
| RVZ         | — | 16                   | V | 331                      | M                            | H10           | EU | — | □             |
| Series code |   | Rated voltage symbol |   | Rated capacitance symbol | Capacitance tolerance symbol | Casing symbol |    |   | Taping symbol |

φ 12.5 × 13.5 (example : 25V680μF)

|             |   |                      |   |                          |                              |               |    |   |               |
|-------------|---|----------------------|---|--------------------------|------------------------------|---------------|----|---|---------------|
| RVZ         | — | 25                   | V | 681                      | M                            | IE            | ET | — | R5            |
| Series code |   | Rated voltage symbol |   | Rated capacitance symbol | Capacitance tolerance symbol | Casing symbol |    |   | Taping symbol |

- \* In the case of "for High Temperature Reflow" type, a series name is "RZA".
- \* Please inquire sleeve type P/N.
- \* If "For Vibration Resistance" type is required, please see the series RTZ of page 92.



Standard Ratings

| Rated voltage (V)<br>Rated capacitance (μF) | Item      | 6.3               |                  |                       |                                     | 10                |                  |                       |                                     | 16                |                  |                       |                                     | 25                |                  |                       |                                     | 35                |                  |                       |                                     |
|---|-----------|-------------------|------------------|-----------------------|-------------------------------------|-------------------|------------------|-----------------------|-------------------------------------|-------------------|------------------|-----------------------|-------------------------------------|-------------------|------------------|-----------------------|-------------------------------------|-------------------|------------------|-----------------------|-------------------------------------|
|   |           | Case<br>φD×L (mm) | Casing<br>symbol | Impedance<br>(Ω max.) | Rated ripple<br>current<br>(mA rms) | Case<br>φD×L (mm) | Casing<br>symbol | Impedance<br>(Ω max.) | Rated ripple<br>current<br>(mA rms) | Case<br>φD×L (mm) | Casing<br>symbol | Impedance<br>(Ω max.) | Rated ripple<br>current<br>(mA rms) | Case<br>φD×L (mm) | Casing<br>symbol | Impedance<br>(Ω max.) | Rated ripple<br>current<br>(mA rms) | Case<br>φD×L (mm) | Casing<br>symbol | Impedance<br>(Ω max.) | Rated ripple<br>current<br>(mA rms) |
| 4.7   | —         | —                 | —                | —                     | —                                   | —                 | —                | —                     | —                                   | —                 | —                | —                     | 4×5.3                               | D55               | 3.20             | 65                    | 4×5.3                               | D55               | 3.20             | 65                    |                                     |
| 10  | —         | —                 | —                | —                     | 4×5.3                               | D55               | 3.20             | 65                    | 4×5.3                               | D55               | 3.20             | 65                    | 4×5.8                               | D61               | 1.80             | 80                    | 5×5.3                               | E55               | 1.50             | 110                   |                                     |
|   |           |                   |                  |                       |                                     |                   |                  |                       |                                     |                   |                  |                       | 5×5.3                               | E55               | 1.50             | 110                   | 5×5.8                               | E61               | 0.76             | 150                   |                                     |
| 15  | —         | —                 | —                | —                     | —                                   | —                 | —                | —                     | 4×5.8                               | D61               | 1.80             | 80                    | 5×5.8                               | E61               | 0.76             | 150                   | 5×5.8                               | E61               | 0.76             | 150                   |                                     |
| 22  | 4×5.3     | D55               | 3.20             | 65                    | 4×5.8                               | D61               | 1.80             | 80                    | 5×5.3                               | E55               | 1.50             | 110                   | 5×5.8                               | E61               | 0.76             | 150                   | 6.3×5.3                             | F55               | 0.85             | 170                   |                                     |
|   | 4×5.8     | D61               | 1.80             | 80                    | 5×5.3                               | E55               | 1.50             | 110                   | 5×5.8                               | E61               | 0.76             | 150                   | 6.3×5.3                             | F55               | 0.85             | 170                   | 6.3×5.3                             | F55               | 0.85             | 170                   |                                     |
| 33  | 5×5.3     | E55               | 1.50             | 110                   | 5×5.3                               | E55               | 1.50             | 110                   | 6.3×5.3                             | F55               | 0.85             | 170                   | 6.3×5.3                             | F55               | 0.85             | 170                   | 6.3×5.3                             | F55               | 0.85             | 170                   |                                     |
|   | 5×5.8     | E61               | 0.76             | 150                   | 5×5.8                               | E61               | 0.76             | 150                   | 6.3×5.8                             | F61               | 0.44             | 230                   | 6.3×5.8                             | F61               | 0.44             | 230                   | 6.3×5.8                             | F61               | 0.44             | 230                   |                                     |
| 47  | 5×5.3     | E55               | 1.50             | 110                   | 6.3×5.3                             | F55               | 0.85             | 170                   | 6.3×5.3                             | F55               | 0.85             | 170                   | 6.3×5.3                             | F55               | 0.85             | 170                   | 6.3×5.8                             | F61               | 0.44             | 230                   |                                     |
|   | 5×5.8     | E61               | 0.76             | 150                   | 6.3×5.8                             | F61               | 0.44             | 230                   | 6.3×5.8                             | F61               | 0.44             | 230                   | 6.3×5.8                             | F61               | 0.44             | 230                   | 6.3×7.7                             | F80               | 0.34             | 280                   |                                     |
|   |           |                   |                  |                       |                                     |                   |                  |                       |                                     |                   |                  |                       |                                     |                   |                  |                       | 8×6.5                               | G68               | 0.34             | 280                   |                                     |
| 68  | 6.3×5.8   | F61               | 0.44             | 230                   | 6.3×5.8                             | F61               | 0.44             | 230                   | 6.3×5.8                             | F61               | 0.44             | 230                   | 6.3×5.8                             | F61               | 0.44             | 230                   | 6.3×7.7                             | F80               | 0.34             | 280                   |                                     |
|   |           |                   |                  |                       |                                     |                   |                  |                       |                                     |                   |                  |                       |                                     |                   |                  |                       | 8×6.5                               | G68               | 0.34             | 280                   |                                     |
| 100   | 6.3×5.3   | F55               | 0.85             | 170                   | 6.3×5.3                             | F55               | 0.85             | 170                   | 6.3×5.3                             | F55               | 0.85             | 170                   | 6.3×7.7                             | F80               | 0.34             | 280                   | 8×10                                | G10               | 0.20             | 450                   |                                     |
|   | 6.3×5.8   | F61               | 0.44             | 230                   | 6.3×5.8                             | F61               | 0.44             | 230                   | 6.3×5.8                             | F61               | 0.44             | 230                   | 8×6.5                               | G68               | 0.34             | 280                   | 8×10.5                              | GA5               | 0.17             | 450                   |                                     |
| 150   | 6.3×5.8   | F61               | 0.44             | 230                   | 6.3×5.8                             | F61               | 0.44             | 230                   | 6.3×7.7                             | F80               | 0.34             | 280                   | 8×10                                | G10               | 0.20             | 450                   | 8×10.5                              | GA5               | 0.17             | 450                   |                                     |
|   |           |                   |                  |                       |                                     |                   |                  |                       |                                     |                   |                  |                       | 8×6.5                               | G68               | 0.34             | 280                   | 10×10                               | H10               | 0.10             | 670                   |                                     |
| 220   | 6.3×5.8   | F61               | 0.44             | 230                   | 6.3×7.7                             | F80               | 0.34             | 280                   | 6.3×7.7                             | F80               | 0.34             | 280                   | 8×10.5                              | GA5               | 0.17             | 450                   | 8×10.5                              | GA5               | 0.17             | 450                   |                                     |
|   | 6.3×7.7   | F80               | 0.34             | 280                   | 8×6.5                               | G68               | 0.34             | 280                   | 8×10                                | G10               | 0.20             | 450                   | 8×10                                | G10               | 0.20             | 450                   | 10×10                               | H10               | 0.10             | 670                   |                                     |
|   |           |                   |                  |                       |                                     |                   |                  |                       |                                     |                   |                  |                       |                                     |                   |                  |                       | 10×10                               | H10               | 0.10             | 670                   |                                     |
| 330   | 6.3×7.7   | F80               | 0.34             | 280                   | 8×10.5                              | GA5               | 0.17             | 450                   | 8×10.5                              | GA5               | 0.17             | 450                   | 8×10.5                              | GA5               | 0.17             | 450                   | 10×10.5                             | HA5               | 0.09             | 670                   |                                     |
|   | 8×6.5     | G68               | 0.34             | 280                   | 10×10                               | H10               | 0.10             | 670                   | 10×10                               | H10               | 0.10             | 670                   | 10×10                               | H10               | 0.10             | 670                   |                                     |                   |                  |                       |                                     |
|   | 8×10      | G10               | 0.20             | 450                   |                                     |                   |                  |                       |                                     |                   |                  |                       |                                     |                   |                  |                       |                                     |                   |                  |                       |                                     |
| 470   | 8×10.5    | GA5               | 0.17             | 450                   | 8×10.5                              | GA5               | 0.17             | 450                   | 8×10.5                              | GA5               | 0.17             | 450                   | 10×10.5                             | HA5               | 0.09             | 670                   | 12.5×13.5                           | IE                | 0.06             | 1100                  |                                     |
|   | 10×10     | H10               | 0.10             | 670                   | 10×10                               | H10               | 0.10             | 670                   | 10×10                               | H10               | 0.10             | 670                   |                                     |                   |                  |                       |                                     |                   |                  |                       |                                     |
| 680   | 8×10.5    | GA5               | 0.17             | 450                   | 10×10.5                             | HA5               | 0.09             | 670                   | 10×10.5                             | HA5               | 0.09             | 670                   | 12.5×13.5                           | IE                | 0.06             | 1100                  | 12.5×13.5                           | IE                | 0.06             | 1100                  |                                     |
| 1000  | 8×10.5    | GA5               | 0.17             | 450                   | 10×10.5                             | HA5               | 0.09             | 670                   | 12.5×13.5                           | IE                | 0.06             | 1100                  | 12.5×13.5                           | IE                | 0.06             | 1100                  | —                                   | —                 | —                | —                     |                                     |
|   | 10×10     | H10               | 0.10             | 670                   |                                     |                   |                  |                       |                                     |                   |                  |                       |                                     |                   |                  |                       |                                     |                   |                  |                       |                                     |
| 1500  | 10×10.5   | HA5               | 0.09             | 670                   | 12.5×13.5                           | IE                | 0.06             | 1100                  | 12.5×13.5                           | IE                | 0.06             | 1100                  | —                                   | —                 | —                | —                     | —                                   | —                 | —                | —                     |                                     |
| 2200  | 12.5×13.5 | IE                | 0.06             | 1100                  | 12.5×13.5                           | IE                | 0.06             | 1100                  | —                                   | —                 | —                | —                     | —                                   | —                 | —                | —                     | —                                   | —                 | —                | —                     |                                     |
| 2700  | 12.5×13.5 | IE                | 0.06             | 1100                  | —                                   | —                 | —                | —                     | —                                   | —                 | —                | —                     | —                                   | —                 | —                | —                     | —                                   | —                 | —                | —                     |                                     |

(Note) Rated ripple current : 105°C, 100kHz ; Impedance : 20°C, 100kHz

ALUMINUM

CHIP  
ALUMINUM

105°C

## Chip Type, 105°C Use, Low Impedance, Long Life Capacitors

GREEN CAP

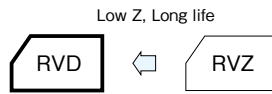
SMD

Low Z

105°C  
2000hours

Anti-cleaning solvent

- Compatible with surface mounting.
- Supplied with carrier taping.
- Guarantees 2000 hours at 105°C.  
(6.3 to 50V 10.0L,10.5L:5000 hours)  
(φ12.5x13.5L: 5000 hours)



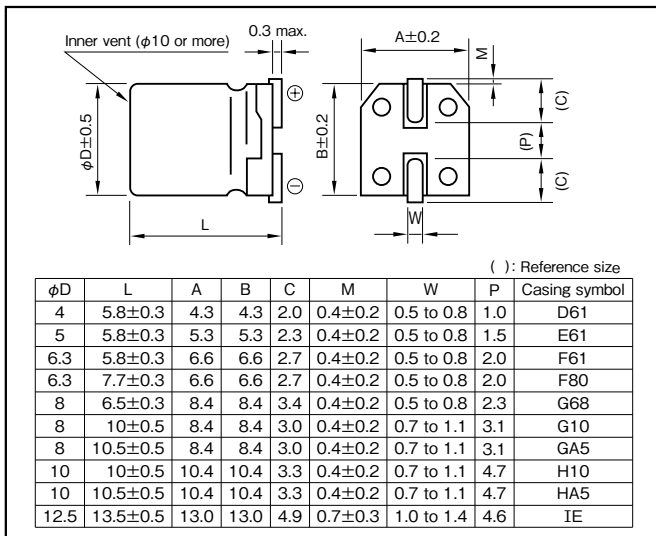
Marking color : Black print

### Specifications

| Item  | Performance  |                   |  |                 |                                     |                                  |                              |                           |   |    |     |                        |               |      |      |      |      |      |      |      |      |               |   |   |   |   |   |   |   |   |               |   |   |   |   |   |   |   |   |
|---|--|-------------------|--|-----------------|-------------------------------------|----------------------------------|------------------------------|---------------------------|---|----|-----|------------------------|---------------|------|------|------|------|------|------|------|------|---------------|---|---|---|---|---|---|---|---|---------------|---|---|---|---|---|---|---|---|
| Category temperature range (°C)             | -55 to +105  |                   |  |                 |                                     |                                  |                              |                           |   |    |     |                        |               |      |      |      |      |      |      |      |      |               |   |   |   |   |   |   |   |   |               |   |   |   |   |   |   |   |   |
| Tolerance at rated capacitance (%)          | ±20 (20°C,120Hz)   |                   |  |                 |                                     |                                  |                              |                           |   |    |     |                        |               |      |      |      |      |      |      |      |      |               |   |   |   |   |   |   |   |   |               |   |   |   |   |   |   |   |   |
| Leakage current (μA) (max.)                 | 0.01CV or 3 whichever is larger (after 2 minutes) C : Rated capacitance (μF) , V : Rated voltage (V) (20°C)  |                   |  |                 |                                     |                                  |                              |                           |   |    |     |                        |               |      |      |      |      |      |      |      |      |               |   |   |   |   |   |   |   |   |               |   |   |   |   |   |   |   |   |
| Tangent of loss angle (tanδ)                | <table border="1"> <thead> <tr> <th>Rated voltage (V)</th> <th>6.3</th> <th>10</th> <th>16</th> <th>25</th> <th>35</th> <th>50</th> <th>63</th> <th>80</th> <th>100</th> </tr> </thead> <tbody> <tr> <td>tanδ (max.)</td> <td>0.26</td> <td>0.19</td> <td>0.16</td> <td>0.14</td> <td>0.12</td> <td>0.10</td> <td>0.08</td> <td>0.08</td> <td>0.07</td> </tr> </tbody> </table> <p>0.02 is added to every 1000μF increase over 1000μF. (20°C,120Hz)</p>  | Rated voltage (V) | 6.3  | 10              | 16                                  | 25                               | 35                           | 50                        | 63  | 80 | 100 | tanδ (max.)            | 0.26          | 0.19 | 0.16 | 0.14 | 0.12 | 0.10 | 0.08 | 0.08 | 0.07 |               |   |   |   |   |   |   |   |   |               |   |   |   |   |   |   |   |   |
| Rated voltage (V)                           | 6.3  | 10                | 16   | 25              | 35                                  | 50                               | 63                           | 80                        | 100   |    |     |                        |               |      |      |      |      |      |      |      |      |               |   |   |   |   |   |   |   |   |               |   |   |   |   |   |   |   |   |
| tanδ (max.)                                 | 0.26   | 0.19              | 0.16   | 0.14            | 0.12                                | 0.10                             | 0.08                         | 0.08                      | 0.07  |    |     |                        |               |      |      |      |      |      |      |      |      |               |   |   |   |   |   |   |   |   |               |   |   |   |   |   |   |   |   |
| Characteristics at high and low temperature | <table border="1"> <thead> <tr> <th>Rated voltage (V)</th> <th>6.3</th> <th>10</th> <th>16</th> <th>25</th> <th>35</th> <th>50</th> <th>63</th> <th>80</th> <th>100</th> </tr> </thead> <tbody> <tr> <td rowspan="3">Impedance ratio (max.)</td> <td>Z-25°C/Z+20°C</td> <td>2</td> <td>2</td> <td>2</td> <td>2</td> <td>2</td> <td>2</td> <td>2</td> <td>2</td> </tr> <tr> <td>Z-40°C/Z+20°C</td> <td>3</td> <td>3</td> <td>3</td> <td>3</td> <td>3</td> <td>3</td> <td>3</td> <td>3</td> </tr> <tr> <td>Z-55°C/Z+20°C</td> <td>8</td> <td>4</td> <td>4</td> <td>3</td> <td>3</td> <td>3</td> <td>3</td> <td>3</td> </tr> </tbody> </table> <p>(120Hz)</p> | Rated voltage (V) | 6.3  | 10              | 16                                  | 25                               | 35                           | 50                        | 63  | 80 | 100 | Impedance ratio (max.) | Z-25°C/Z+20°C | 2    | 2    | 2    | 2    | 2    | 2    | 2    | 2    | Z-40°C/Z+20°C | 3 | 3 | 3 | 3 | 3 | 3 | 3 | 3 | Z-55°C/Z+20°C | 8 | 4 | 4 | 3 | 3 | 3 | 3 | 3 |
| Rated voltage (V)                           | 6.3  | 10                | 16   | 25              | 35                                  | 50                               | 63                           | 80                        | 100   |    |     |                        |               |      |      |      |      |      |      |      |      |               |   |   |   |   |   |   |   |   |               |   |   |   |   |   |   |   |   |
| Impedance ratio (max.)                      | Z-25°C/Z+20°C  | 2                 | 2  | 2               | 2                                   | 2                                | 2                            | 2                         | 2   |    |     |                        |               |      |      |      |      |      |      |      |      |               |   |   |   |   |   |   |   |   |               |   |   |   |   |   |   |   |   |
|   | Z-40°C/Z+20°C  | 3                 | 3  | 3               | 3                                   | 3                                | 3                            | 3                         | 3   |    |     |                        |               |      |      |      |      |      |      |      |      |               |   |   |   |   |   |   |   |   |               |   |   |   |   |   |   |   |   |
|   | Z-55°C/Z+20°C  | 8                 | 4  | 4               | 3                                   | 3                                | 3                            | 3                         | 3   |    |     |                        |               |      |      |      |      |      |      |      |      |               |   |   |   |   |   |   |   |   |               |   |   |   |   |   |   |   |   |
| Endurance (105°C) (Applied ripple current)  | <table border="1"> <tbody> <tr> <td>Test time</td> <td>2000 hours (6.3 to 50V 10.0L,10.5L,φ12.5x13.5L : 5000 hours)</td> </tr> <tr> <td>Leakage current</td> <td>The initial specified value or less</td> </tr> <tr> <td>Percentage of capacitance change</td> <td>Within ±30% of initial value</td> </tr> <tr> <td>Tangent of the loss angle</td> <td>200% or less of the initial specified value (6.3 to 50V 10.0L,10.5L,φ12.5x13.5L : 300% or less)</td> </tr> </tbody> </table>  | Test time         | 2000 hours (6.3 to 50V 10.0L,10.5L,φ12.5x13.5L : 5000 hours) | Leakage current | The initial specified value or less | Percentage of capacitance change | Within ±30% of initial value | Tangent of the loss angle | 200% or less of the initial specified value (6.3 to 50V 10.0L,10.5L,φ12.5x13.5L : 300% or less) |    |     |                        |               |      |      |      |      |      |      |      |      |               |   |   |   |   |   |   |   |   |               |   |   |   |   |   |   |   |   |
| Test time                                   | 2000 hours (6.3 to 50V 10.0L,10.5L,φ12.5x13.5L : 5000 hours)   |                   |  |                 |                                     |                                  |                              |                           |   |    |     |                        |               |      |      |      |      |      |      |      |      |               |   |   |   |   |   |   |   |   |               |   |   |   |   |   |   |   |   |
| Leakage current                             | The initial specified value or less  |                   |  |                 |                                     |                                  |                              |                           |   |    |     |                        |               |      |      |      |      |      |      |      |      |               |   |   |   |   |   |   |   |   |               |   |   |   |   |   |   |   |   |
| Percentage of capacitance change            | Within ±30% of initial value   |                   |  |                 |                                     |                                  |                              |                           |   |    |     |                        |               |      |      |      |      |      |      |      |      |               |   |   |   |   |   |   |   |   |               |   |   |   |   |   |   |   |   |
| Tangent of the loss angle                   | 200% or less of the initial specified value (6.3 to 50V 10.0L,10.5L,φ12.5x13.5L : 300% or less)  |                   |  |                 |                                     |                                  |                              |                           |   |    |     |                        |               |      |      |      |      |      |      |      |      |               |   |   |   |   |   |   |   |   |               |   |   |   |   |   |   |   |   |
| Shelf life (105°C)                          | Test time : 1000hours ; other items are same as the endurance. Voltage application treatment : According to JIS C5101-4 4.1  |                   |  |                 |                                     |                                  |                              |                           |   |    |     |                        |               |      |      |      |      |      |      |      |      |               |   |   |   |   |   |   |   |   |               |   |   |   |   |   |   |   |   |
| Applicable standards                        | JIS C5101-1, -18 (IEC 60384-1, -18)  |                   |  |                 |                                     |                                  |                              |                           |   |    |     |                        |               |      |      |      |      |      |      |      |      |               |   |   |   |   |   |   |   |   |               |   |   |   |   |   |   |   |   |

### Outline Drawing

Unit : mm



- Soldering conditions are described on page 15.
- Land pattern size are described on page 13.
- The taping specifications are described on page 16.

### Coefficient of Frequency for Rated Ripple Current

| Frequency (Hz)    | 50 · 60 | 120  | 1k   | 10k · 100k |
|-------------------|---------|------|------|------------|
| Rated voltage (V) |         |      |      |            |
| 6.3 to 100        | 0.50    | 0.50 | 0.75 | 1          |

### Part numbering system

φ10X10.5L or less (example : 16V100μF)

|             |   |                      |   |                          |                              |               |   |               |
|-------------|---|----------------------|---|--------------------------|------------------------------|---------------|---|---------------|
| RVD         | — | 16                   | V | 101                      | M                            | F61           | U | □             |
| Series code |   | Rated voltage symbol |   | Rated capacitance symbol | Capacitance tolerance symbol | Casing symbol |   | Taping symbol |

In the case of "for High Temperature Reflow" type, a series name is "RZB".

φ12.5X13.5 (example : 16V1000μF)

|             |   |                      |   |                          |                              |               |   |   |               |
|-------------|---|----------------------|---|--------------------------|------------------------------|---------------|---|---|---------------|
| RVD         | — | 16                   | V | 102                      | M                            | IE            | T | — | R5            |
| Series code |   | Rated voltage symbol |   | Rated capacitance symbol | Capacitance tolerance symbol | Casing symbol |   |   | Taping symbol |

If "For Vibration Resistance" type is required, please see the series RTD of page 94.

Standard Ratings

| Rated voltage (V)<br>Rated capacitance (μF)<br>Item | 6.3               |               |                    |   | 10                |               |                    |   | 16                |               |                    |   |
|---|-------------------|---------------|--------------------|---|-------------------|---------------|--------------------|---|-------------------|---------------|--------------------|---|
|   | Case<br>φD×L (mm) | Casing symbol | Impedance (Ω max.) | Rated ripple current (mA <sub>rms</sub> ) | Case<br>φD×L (mm) | Casing symbol | Impedance (Ω max.) | Rated ripple current (mA <sub>rms</sub> ) | Case<br>φD×L (mm) | Casing symbol | Impedance (Ω max.) | Rated ripple current (mA <sub>rms</sub> ) |
| 10  | —                 | —             | —                  | —   | —                 | —             | —                  | —   | 4×5.8             | D61           | 1.35               | 90  |
| 22  | 4×5.8             | D61           | 1.35               | 90  | 4×5.8             | D61           | 1.35               | 90  | 4×5.8             | D61           | 1.35               | 90  |
| 33  | —                 | —             | —                  | —   | 4×5.8             | D61           | 1.35               | 90  | —                 | —             | —                  | —   |
|   |                   |               |                    |   | 5×5.8             | E61           | 0.70               | 170                                       |                   |               |                    |   |
| 47  | 4×5.8             | D61           | 1.35               | 90  | —                 | —             | —                  | —   | 5×5.8             | E61           | 0.70               | 170                                       |
|   | 5×5.8             | E61           | 0.70               | 170                                       |                   |               |                    |   | 6.3×5.8           | F61           | 0.36               | 250                                       |
| 100   | 5×5.8             | E61           | 0.70               | 170                                       | —                 | —             | —                  | —   | 6.3×5.8           | F61           | 0.36               | 250                                       |
|   | 6.3×5.8           | F61           | 0.36               | 250                                       |                   |               |                    |   | —                 | —             | —                  | —   |
| 220   | 6.3×5.8           | F61           | 0.36               | 250                                       | 6.3×7.7           | F80           | 0.30               | 300                                       | 6.3×7.7           | F80           | 0.30               | 300                                       |
|   |                   |               |                    |   | 8×6.5             | G68           | 0.30               | 300                                       | 8×6.5             | G68           | 0.30               | 300                                       |
| 330   | 6.3×7.7           | F80           | 0.30               | 300                                       | 8×10              | G10           | 0.16               | 600                                       | 8×10              | G10           | 0.16               | 600                                       |
|   | 8×6.5             | G68           | 0.30               | 300                                       |                   |               |                    |   | 8×10              | G10           | 0.16               | 600                                       |
| 470   | 8×10              | G10           | 0.16               | 600                                       | 8×10              | G10           | 0.16               | 600                                       | 8×10              | G10           | 0.16               | 600                                       |
| 680   | —                 | —             | —                  | —   | 8×10              | G10           | 0.16               | 600                                       | 10×10             | H10           | 0.090              | 850                                       |
|   |                   |               |                    |   |                   |               |                    |   | 10×10.5           | HA5           | 0.080              | 850                                       |
| 1000  | 8×10              | G10           | 0.16               | 600                                       | 10×10             | H10           | 0.090              | 850                                       | 125×135           | IE            | 0.054              | 1160                                      |
|   |                   |               |                    |   | 10×10.5           | HA5           | 0.080              | 850                                       |                   |               |                    |   |
| 1500  | 10×10.5           | HA5           | 0.080              | 850                                       | 125×135           | IE            | 0.054              | 1160                                      | 125×135           | IE            | 0.054              | 1160                                      |
| 2200  | 125×135           | IE            | 0.054              | 1160                                      | 125×135           | IE            | 0.054              | 1160                                      | —                 | —             | —                  | —   |

ALUMINUM

CHIP ALUMINUM

105°C

| Rated voltage (V)<br>Rated capacitance (μF)<br>Item | 25                |               |                    |   | 35                |               |                    |   | 50                |               |                    |   |
|---|-------------------|---------------|--------------------|---|-------------------|---------------|--------------------|---|-------------------|---------------|--------------------|---|
|   | Case<br>φD×L (mm) | Casing symbol | Impedance (Ω max.) | Rated ripple current (mA <sub>rms</sub> ) | Case<br>φD×L (mm) | Casing symbol | Impedance (Ω max.) | Rated ripple current (mA <sub>rms</sub> ) | Case<br>φD×L (mm) | Casing symbol | Impedance (Ω max.) | Rated ripple current (mA <sub>rms</sub> ) |
| 4.7   | —                 | —             | —                  | —   | 4×5.8             | D61           | 1.35               | 90  | 4×5.8             | D61           | 2.7                | 60  |
| 10  | 4×5.8             | D61           | 1.35               | 90  | 4×5.8             | D61           | 1.35               | 90  | 5×5.8             | E61           | 1.5                | 90  |
|   |                   |               |                    |   | 5×5.8             | E61           | 0.70               | 170                                       | 6.3×5.8           | F61           | 0.86               | 170                                       |
| 22  | 5×5.8             | E61           | 0.70               | 170                                       | 5×5.8             | E61           | 0.70               | 170                                       | 6.3×5.8           | F61           | 0.86               | 170                                       |
| 33  | 5×5.8             | E61           | 0.70               | 170                                       | 6.3×5.8           | F61           | 0.36               | 250                                       | 6.3×7.7           | F80           | 0.66               | 195                                       |
|   | 6.3×5.8           | F61           | 0.36               | 250                                       |                   |               |                    |   | 8×6.5             | G68           | 0.63               | 200                                       |
| 47  | 6.3×5.8           | F61           | 0.36               | 250                                       | 6.3×5.8           | F61           | 0.36               | 250                                       | 6.3×7.7           | F80           | 0.66               | 195                                       |
|   |                   |               |                    |   |                   |               |                    |   | 8×6.5             | G68           | 0.63               | 200                                       |
| 100   | 6.3×7.7           | F80           | 0.30               | 300                                       | 6.3×7.7           | F80           | 0.30               | 300                                       | 8×10              | G10           | 0.34               | 350                                       |
|   | 8×6.5             | G68           | 0.30               | 300                                       | 8×10              | G10           | 0.16               | 600                                       | 8×10.5            | GA5           | 0.32               | 350                                       |
| 220   | 8×10              | G10           | 0.16               | 600                                       | 8×10              | G10           | 0.16               | 600                                       | 10×10             | H10           | 0.20               | 700                                       |
|   |                   |               |                    |   |                   |               |                    |   | 10×10.5           | HA5           | 0.18               | 700                                       |
| 330   | 8×10              | G10           | 0.16               | 600                                       | 10×10             | H10           | 0.090              | 850                                       | 125×135           | IE            | 0.12               | 900                                       |
|   |                   |               |                    |   | 10×10.5           | HA5           | 0.080              | 850                                       |                   |               |                    |   |
| 470   | 10×10             | H10           | 0.090              | 850                                       | 125×135           | IE            | 0.054              | 1160                                      | —                 | —             | —                  | —   |
| 680   | 10×10.5           | HA5           | 0.080              | 850                                       | —                 | —             | —                  | —   | —                 | —             | —                  | —   |
| 680   | 125×135           | IE            | 0.054              | 1160                                      | 125×135           | IE            | 0.054              | 1160                                      | —                 | —             | —                  | —   |
| 1000  | 125×135           | IE            | 0.054              | 1160                                      | —                 | —             | —                  | —   | —                 | —             | —                  | —   |

| Rated voltage (V)<br>Rated capacitance (μF)<br>Item | 63                |               |                    |   | 80                |               |                    |   | 100               |               |                    |   |
|---|-------------------|---------------|--------------------|---|-------------------|---------------|--------------------|---|-------------------|---------------|--------------------|---|
|   | Case<br>φD×L (mm) | Casing symbol | Impedance (Ω max.) | Rated ripple current (mA <sub>rms</sub> ) | Case<br>φD×L (mm) | Casing symbol | Impedance (Ω max.) | Rated ripple current (mA <sub>rms</sub> ) | Case<br>φD×L (mm) | Casing symbol | Impedance (Ω max.) | Rated ripple current (mA <sub>rms</sub> ) |
| 4.7   | 5×5.8             | E61           | 3.0                | 50  | —                 | —             | —                  | —   | —                 | —             | —                  | —   |
| 10  | 6.3×5.8           | F61           | 1.5                | 80  | 6.3×7.7           | F80           | 2.4                | 60  | —                 | —             | —                  | —   |
| 22  | 6.3×7.7           | F80           | 1.2                | 120                                       | 8×10              | G10           | 0.90               | 130                                       | 8×10              | G10           | 1.30               | 130                                       |
| 33  | 8×10              | G10           | 0.65               | 250                                       | 8×10              | G10           | 0.90               | 130                                       | 10×10             | H10           | 0.70               | 200                                       |
| 47  | 8×10              | G10           | 0.65               | 250                                       | 10×10             | H10           | 0.50               | 200                                       | —                 | —             | —                  | —   |
| 68  | 8×10              | G10           | 0.65               | 250                                       | —                 | —             | —                  | —   | —                 | —             | —                  | —   |
| 100   | 10×10             | H10           | 0.35               | 400                                       | 125×135           | IE            | 0.18               | 550                                       | —                 | —             | —                  | —   |
|   | 125×135           | IE            | 0.16               | 600                                       |                   |               |                    |   | —                 | —             | —                  | —   |
| 220   | 125×135           | IE            | 0.16               | 600                                       | —                 | —             | —                  | —   | —                 | —             | —                  | —   |

(Note) Rated ripple current : 105°C, 100kHz  
Impedance : 20°C, 100kHz

NOTE : Design, Specifications are subject to change without notice.  
It is recommended that you shall obtain technical specifications from ELNA to ensure that the component is suitable for your use.

Chip Type, 105°C Use, Low Impedance Capacitors

GREEN CAP

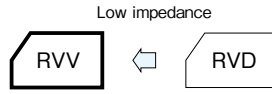
SMD

Low Z

105°C  
2000hours

Anti-cleaning solvent

- Compatible with surface mounting.
- Supplied with carrier taping.
- Guarantees 2000 hours at 105°C.



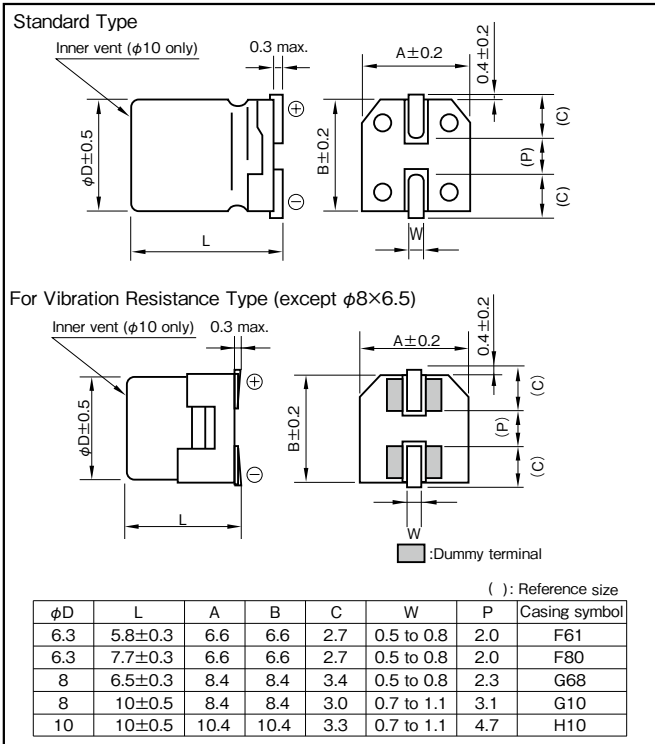
Marking color : Black print

Specifications

| Item  | Performance  |      |                        |                   |                 |                                     |                                  |                              |                           |   |      |               |      |      |      |      |   |   |   |               |   |   |   |   |   |   |   |               |   |   |   |   |   |   |   |
|---|--|------|------------------------|-------------------|-----------------|-------------------------------------|----------------------------------|------------------------------|---------------------------|---|------|---------------|------|------|------|------|---|---|---|---------------|---|---|---|---|---|---|---|---------------|---|---|---|---|---|---|---|
| Category temperature range (°C)             | -55 to +105  |      |                        |                   |                 |                                     |                                  |                              |                           |   |      |               |      |      |      |      |   |   |   |               |   |   |   |   |   |   |   |               |   |   |   |   |   |   |   |
| Tolerance at rated capacitance (%)          | ±20 (20°C, 120Hz)  |      |                        |                   |                 |                                     |                                  |                              |                           |   |      |               |      |      |      |      |   |   |   |               |   |   |   |   |   |   |   |               |   |   |   |   |   |   |   |
| Leakage current (μA) (max.)                 | 0.01CV or 3 whichever is larger (after 2 minutes) C : Rated capacitance (μF) , V : Rated voltage (V) (20°C)  |      |                        |                   |                 |                                     |                                  |                              |                           |   |      |               |      |      |      |      |   |   |   |               |   |   |   |   |   |   |   |               |   |   |   |   |   |   |   |
| Tangent of loss angle (tanδ)                | <table border="1"> <thead> <tr> <th>Rated voltage (V)</th> <th>6.3</th> <th>10</th> <th>16</th> <th>25</th> <th>35</th> <th>50</th> </tr> </thead> <tbody> <tr> <td>tanδ (max.)</td> <td>0.26</td> <td>0.19</td> <td>0.16</td> <td>0.14</td> <td>0.12</td> <td>0.10</td> </tr> </tbody> </table> <p>(20°C, 120Hz)</p>  |      | Rated voltage (V)      | 6.3               | 10              | 16                                  | 25                               | 35                           | 50                        | tanδ (max.)                             | 0.26 | 0.19          | 0.16 | 0.14 | 0.12 | 0.10 |   |   |   |               |   |   |   |   |   |   |   |               |   |   |   |   |   |   |   |
| Rated voltage (V)                           | 6.3  | 10   | 16                     | 25                | 35              | 50                                  |                                  |                              |                           |   |      |               |      |      |      |      |   |   |   |               |   |   |   |   |   |   |   |               |   |   |   |   |   |   |   |
| tanδ (max.)                                 | 0.26   | 0.19 | 0.16                   | 0.14              | 0.12            | 0.10                                |                                  |                              |                           |   |      |               |      |      |      |      |   |   |   |               |   |   |   |   |   |   |   |               |   |   |   |   |   |   |   |
| Characteristics at high and low temperature | <table border="1"> <thead> <tr> <th rowspan="3">Impedance ratio (max.)</th> <th colspan="2">Rated voltage (V)</th> <th>6.3</th> <th>10</th> <th>16</th> <th>25</th> <th>35</th> <th>50</th> </tr> </thead> <tbody> <tr> <td>Z-25°C/Z+20°C</td> <td>2</td> <td>2</td> <td>2</td> <td>2</td> <td>2</td> <td>2</td> <td>2</td> </tr> <tr> <td>Z-40°C/Z+20°C</td> <td>3</td> <td>3</td> <td>3</td> <td>3</td> <td>3</td> <td>3</td> <td>3</td> </tr> <tr> <td>Z-55°C/Z+20°C</td> <td>4</td> <td>4</td> <td>4</td> <td>3</td> <td>3</td> <td>3</td> <td>3</td> </tr> </tbody> </table> <p>(120Hz)</p> |      | Impedance ratio (max.) | Rated voltage (V) |                 | 6.3                                 | 10                               | 16                           | 25                        | 35                                      | 50   | Z-25°C/Z+20°C | 2    | 2    | 2    | 2    | 2 | 2 | 2 | Z-40°C/Z+20°C | 3 | 3 | 3 | 3 | 3 | 3 | 3 | Z-55°C/Z+20°C | 4 | 4 | 4 | 3 | 3 | 3 | 3 |
| Impedance ratio (max.)                      | Rated voltage (V)  |      |                        | 6.3               | 10              | 16                                  | 25                               | 35                           | 50                        |   |      |               |      |      |      |      |   |   |   |               |   |   |   |   |   |   |   |               |   |   |   |   |   |   |   |
|   | Z-25°C/Z+20°C  | 2    |                        | 2                 | 2               | 2                                   | 2                                | 2                            | 2                         |   |      |               |      |      |      |      |   |   |   |               |   |   |   |   |   |   |   |               |   |   |   |   |   |   |   |
|   | Z-40°C/Z+20°C  | 3    | 3                      | 3                 | 3               | 3                                   | 3                                | 3                            |                           |   |      |               |      |      |      |      |   |   |   |               |   |   |   |   |   |   |   |               |   |   |   |   |   |   |   |
| Z-55°C/Z+20°C                               | 4  | 4    | 4                      | 3                 | 3               | 3                                   | 3                                |                              |                           |   |      |               |      |      |      |      |   |   |   |               |   |   |   |   |   |   |   |               |   |   |   |   |   |   |   |
| Endurance (105°C) (Applied ripple current)  | <table border="1"> <tbody> <tr> <td>Test time</td> <td>2000 hours</td> </tr> <tr> <td>Leakage current</td> <td>The initial specified value or less</td> </tr> <tr> <td>Percentage of capacitance change</td> <td>Within ±30% of initial value</td> </tr> <tr> <td>Tangent of the loss angle</td> <td>200% or less of initial specified value</td> </tr> </tbody> </table>  |      | Test time              | 2000 hours        | Leakage current | The initial specified value or less | Percentage of capacitance change | Within ±30% of initial value | Tangent of the loss angle | 200% or less of initial specified value |      |               |      |      |      |      |   |   |   |               |   |   |   |   |   |   |   |               |   |   |   |   |   |   |   |
| Test time                                   | 2000 hours   |      |                        |                   |                 |                                     |                                  |                              |                           |   |      |               |      |      |      |      |   |   |   |               |   |   |   |   |   |   |   |               |   |   |   |   |   |   |   |
| Leakage current                             | The initial specified value or less  |      |                        |                   |                 |                                     |                                  |                              |                           |   |      |               |      |      |      |      |   |   |   |               |   |   |   |   |   |   |   |               |   |   |   |   |   |   |   |
| Percentage of capacitance change            | Within ±30% of initial value   |      |                        |                   |                 |                                     |                                  |                              |                           |   |      |               |      |      |      |      |   |   |   |               |   |   |   |   |   |   |   |               |   |   |   |   |   |   |   |
| Tangent of the loss angle                   | 200% or less of initial specified value  |      |                        |                   |                 |                                     |                                  |                              |                           |   |      |               |      |      |      |      |   |   |   |               |   |   |   |   |   |   |   |               |   |   |   |   |   |   |   |
| Shelf life (105°C)                          | Test time : 1000hours ; other items are same as the endurance. Voltage application treatment : According to JIS C5101-4 4.1  |      |                        |                   |                 |                                     |                                  |                              |                           |   |      |               |      |      |      |      |   |   |   |               |   |   |   |   |   |   |   |               |   |   |   |   |   |   |   |
| Applicable standards                        | JIS C5101-1, -18 (IEC 60384-1, -18)  |      |                        |                   |                 |                                     |                                  |                              |                           |   |      |               |      |      |      |      |   |   |   |               |   |   |   |   |   |   |   |               |   |   |   |   |   |   |   |

Outline Drawing

Unit : mm



Coefficient of Frequency for Rated Ripple Current

| Frequency (Hz)    | 50 · 60 | 120  | 1k   | 10k · 100k |
|-------------------|---------|------|------|------------|
| Rated voltage (V) |         |      |      |            |
| 6.3 to 50         | 0.50    | 0.50 | 0.75 | 1          |

Part numbering system

Standard Type (example : 16V100μF)

|             |   |                      |   |                          |                              |               |   |               |
|-------------|---|----------------------|---|--------------------------|------------------------------|---------------|---|---------------|
| RVV         | — | 16                   | V | 101                      | M                            | F61           | U | □             |
| Series code |   | Rated voltage symbol |   | Rated capacitance symbol | Capacitance tolerance symbol | Casing symbol |   | Taping symbol |

For Vibration Resistance Type (example : 25V470μF)

|             |   |                      |   |                          |                              |               |   |               |
|-------------|---|----------------------|---|--------------------------|------------------------------|---------------|---|---------------|
| RTV         | — | 25                   | V | 471                      | M                            | H10           | U | □             |
| Series code |   | Rated voltage symbol |   | Rated capacitance symbol | Capacitance tolerance symbol | Casing symbol |   | Taping symbol |

- Soldering conditions are described on page 15.
- Land pattern size are described on page 13.
- The taping specifications are described on page 16.

**Standard Ratings**

| Rated voltage (V) | Item      | 6.3                         |               |                            |                               | 10                          |               |                            |                               | 16                          |               |                            |                               |
|-------------------|-----------|-----------------------------|---------------|----------------------------|-------------------------------|-----------------------------|---------------|----------------------------|-------------------------------|-----------------------------|---------------|----------------------------|-------------------------------|
|                   |           | Case $\phi D \times L$ (mm) | Casing symbol | Impedance ( $\Omega$ max.) | Rated ripple current (mA rms) | Case $\phi D \times L$ (mm) | Casing symbol | Impedance ( $\Omega$ max.) | Rated ripple current (mA rms) | Case $\phi D \times L$ (mm) | Casing symbol | Impedance ( $\Omega$ max.) | Rated ripple current (mA rms) |
| 47                | —         | —                           | —             | —                          | —                             | —                           | —             | —                          | —                             | 6.3 × 5.8                   | F61           | 0.26                       | 300                           |
| 100               | 6.3 × 5.8 | F61                         | 0.26          | 300                        | —                             | —                           | —             | —                          | —                             | 6.3 × 5.8                   | F61           | 0.26                       | 300                           |
|                   |           |                             |               |                            |                               |                             |               |                            |                               | 6.3 × 7.7                   | F80           | 0.16                       | 600                           |
| 220               | 6.3 × 5.8 | F61                         | 0.26          | 300                        | 6.3 × 7.7                     | F80                         | 0.16          | 600                        | 6.3 × 7.7                     | F80                         | 0.16          | 600                        |                               |
|                   |           |                             |               |                            | 8 × 6.5                       | G68                         | 0.18          | 500                        | 8 × 6.5                       | G68                         | 0.18          | 500                        |                               |
| 330               | 6.3 × 7.7 | F80                         | 0.16          | 600                        | 8 × 10                        | G10                         | 0.09          | 850                        | 8 × 10                        | G10                         | 0.09          | 850                        |                               |
|                   | 8 × 6.5   | G68                         | 0.18          | 500                        |                               |                             |               |                            |                               |                             |               |                            |                               |
| 470               | 8 × 10    | G10                         | 0.09          | 850                        | 8 × 10                        | G10                         | 0.09          | 850                        | 8 × 10                        | G10                         | 0.09          | 850                        |                               |
| 680               | —         | —                           | —             | —                          | 8 × 10                        | G10                         | 0.09          | 850                        | 10 × 10                       | H10                         | 0.07          | 1190                       |                               |
| 1000              | 8 × 10    | G10                         | 0.09          | 850                        | 10 × 10                       | H10                         | 0.07          | 1190                       | —                             | —                           | —             | —                          |                               |
| 1500              | 10 × 10   | H10                         | 0.07          | 1190                       | —                             | —                           | —             | —                          | —                             | —                           | —             | —                          |                               |

| Rated voltage (V) | Item      | 25                          |               |                            |                               | 35                          |               |                            |                               | 50                          |               |                            |                               |
|-------------------|-----------|-----------------------------|---------------|----------------------------|-------------------------------|-----------------------------|---------------|----------------------------|-------------------------------|-----------------------------|---------------|----------------------------|-------------------------------|
|                   |           | Case $\phi D \times L$ (mm) | Casing symbol | Impedance ( $\Omega$ max.) | Rated ripple current (mA rms) | Case $\phi D \times L$ (mm) | Casing symbol | Impedance ( $\Omega$ max.) | Rated ripple current (mA rms) | Case $\phi D \times L$ (mm) | Casing symbol | Impedance ( $\Omega$ max.) | Rated ripple current (mA rms) |
| 33                | 6.3 × 5.8 | F61                         | 0.26          | 300                        | 6.3 × 5.8                     | F61                         | 0.26          | 300                        | —                             | —                           | —             | —                          |                               |
| 47                | 6.3 × 5.8 | F61                         | 0.26          | 300                        | 6.3 × 5.8                     | F61                         | 0.26          | 300                        | —                             | —                           | —             | —                          |                               |
| 100               | 6.3 × 7.7 | F80                         | 0.16          | 600                        | 6.3 × 7.7                     | F80                         | 0.16          | 600                        | 8 × 10                        | G10                         | 0.18          | 670                        |                               |
|                   | 8 × 6.5   | G68                         | 0.18          | 500                        | 8 × 10                        | G10                         | 0.09          | 850                        |                               |                             |               |                            |                               |
| 220               | 8 × 10    | G10                         | 0.09          | 850                        | 8 × 10                        | G10                         | 0.09          | 850                        | 10 × 10                       | H10                         | 0.12          | 900                        |                               |
| 330               | 8 × 10    | G10                         | 0.09          | 850                        | 10 × 10                       | H10                         | 0.07          | 1190                       | —                             | —                           | —             | —                          |                               |
| 470               | 10 × 10   | H10                         | 0.07          | 1190                       | —                             | —                           | —             | —                          | —                             | —                           | —             | —                          |                               |

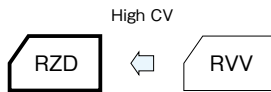
(Note) Rated ripple current : 105°C , 100kHz  
 Impedance : 20°C , 100kHz

# RZD, RMD VERTICAL CHIP TYPE ALUMINUM ELECTROLYTIC CAPACITORS ELNA®

Chip Type, 105°C Use, Low ESR, High CV Capacitors

- GREEN CAP
- SMD
- Low ESR
- 105°C 2000hours
- Anti-cleaning solvent

- Compatible with surface mounting.
- Supplied with carrier taping.
- Guaranteed 2000 hours at 105°C.



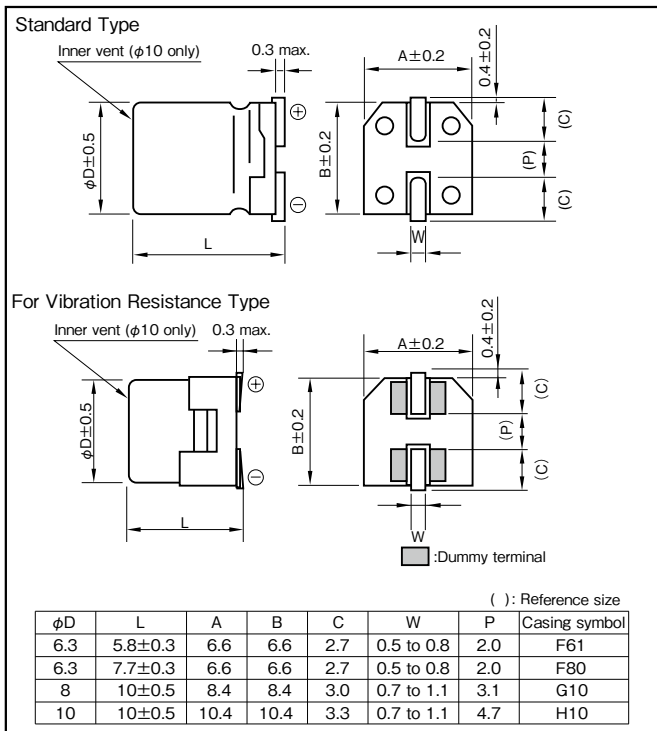
Marking color : Black print

## Specifications

| Item  | Performance  |                        |                   |                 |                                     |                                  |                              |                           |   |    |             |      |               |      |      |      |      |      |      |   |   |   |               |   |   |   |   |   |   |   |   |   |               |   |   |   |   |   |   |   |   |   |
|---|--|------------------------|-------------------|-----------------|-------------------------------------|----------------------------------|------------------------------|---------------------------|---|----|-------------|------|---------------|------|------|------|------|------|------|---|---|---|---------------|---|---|---|---|---|---|---|---|---|---------------|---|---|---|---|---|---|---|---|---|
| Category temperature range (°C)             | -55 to +105  |                        |                   |                 |                                     |                                  |                              |                           |   |    |             |      |               |      |      |      |      |      |      |   |   |   |               |   |   |   |   |   |   |   |   |   |               |   |   |   |   |   |   |   |   |   |
| Tolerance at rated capacitance (%)          | ±20 (20°C, 120Hz)  |                        |                   |                 |                                     |                                  |                              |                           |   |    |             |      |               |      |      |      |      |      |      |   |   |   |               |   |   |   |   |   |   |   |   |   |               |   |   |   |   |   |   |   |   |   |
| Leakage current (µA) (max.)                 | 0.01CV or 3 whichever is larger (after 2 minutes) C : Rated capacitance (µF) . V : Rated voltage (V) (20°C)  |                        |                   |                 |                                     |                                  |                              |                           |   |    |             |      |               |      |      |      |      |      |      |   |   |   |               |   |   |   |   |   |   |   |   |   |               |   |   |   |   |   |   |   |   |   |
| Tangent of loss angle (tanδ)                | <table border="1"> <thead> <tr> <th>Rated voltage (V)</th> <th>6.3</th> <th>10</th> <th>16</th> <th>25</th> <th>35</th> <th>50</th> <th>63</th> <th>80</th> </tr> </thead> <tbody> <tr> <td>tanδ (max.)</td> <td>0.26</td> <td>0.19</td> <td>0.16</td> <td>0.14</td> <td>0.12</td> <td>0.10</td> <td>0.08</td> <td>0.08</td> </tr> </tbody> </table> <p>0.02 is added to every 1000µF increase over 1000µF. (20°C, 120Hz)</p>  | Rated voltage (V)      | 6.3               | 10              | 16                                  | 25                               | 35                           | 50                        | 63  | 80 | tanδ (max.) | 0.26 | 0.19          | 0.16 | 0.14 | 0.12 | 0.10 | 0.08 | 0.08 |   |   |   |               |   |   |   |   |   |   |   |   |   |               |   |   |   |   |   |   |   |   |   |
| Rated voltage (V)                           | 6.3  | 10                     | 16                | 25              | 35                                  | 50                               | 63                           | 80                        |   |    |             |      |               |      |      |      |      |      |      |   |   |   |               |   |   |   |   |   |   |   |   |   |               |   |   |   |   |   |   |   |   |   |
| tanδ (max.)                                 | 0.26   | 0.19                   | 0.16              | 0.14            | 0.12                                | 0.10                             | 0.08                         | 0.08                      |   |    |             |      |               |      |      |      |      |      |      |   |   |   |               |   |   |   |   |   |   |   |   |   |               |   |   |   |   |   |   |   |   |   |
| Characteristics at high and low temperature | <table border="1"> <thead> <tr> <th rowspan="3">Impedance ratio (max.)</th> <th colspan="2">Rated voltage (V)</th> <th>6.3</th> <th>10</th> <th>16</th> <th>25</th> <th>35</th> <th>50</th> <th>63</th> <th>80</th> </tr> </thead> <tbody> <tr> <td>Z-25°C/Z+20°C</td> <td>2</td> <td>2</td> <td>2</td> <td>2</td> <td>2</td> <td>2</td> <td>2</td> <td>2</td> <td>2</td> </tr> <tr> <td>Z-40°C/Z+20°C</td> <td>3</td> <td>3</td> <td>3</td> <td>3</td> <td>3</td> <td>3</td> <td>3</td> <td>3</td> <td>3</td> </tr> <tr> <td>Z-55°C/Z+20°C</td> <td>4</td> <td>4</td> <td>4</td> <td>3</td> <td>3</td> <td>3</td> <td>3</td> <td>3</td> <td>3</td> </tr> </tbody> </table> <p>(120Hz)</p> | Impedance ratio (max.) | Rated voltage (V) |                 | 6.3                                 | 10                               | 16                           | 25                        | 35  | 50 | 63          | 80   | Z-25°C/Z+20°C | 2    | 2    | 2    | 2    | 2    | 2    | 2 | 2 | 2 | Z-40°C/Z+20°C | 3 | 3 | 3 | 3 | 3 | 3 | 3 | 3 | 3 | Z-55°C/Z+20°C | 4 | 4 | 4 | 3 | 3 | 3 | 3 | 3 | 3 |
| Impedance ratio (max.)                      | Rated voltage (V)  |                        | 6.3               | 10              | 16                                  | 25                               | 35                           | 50                        | 63  | 80 |             |      |               |      |      |      |      |      |      |   |   |   |               |   |   |   |   |   |   |   |   |   |               |   |   |   |   |   |   |   |   |   |
|   | Z-25°C/Z+20°C  |                        | 2                 | 2               | 2                                   | 2                                | 2                            | 2                         | 2   | 2  | 2           |      |               |      |      |      |      |      |      |   |   |   |               |   |   |   |   |   |   |   |   |   |               |   |   |   |   |   |   |   |   |   |
|   | Z-40°C/Z+20°C  | 3                      | 3                 | 3               | 3                                   | 3                                | 3                            | 3                         | 3   | 3  |             |      |               |      |      |      |      |      |      |   |   |   |               |   |   |   |   |   |   |   |   |   |               |   |   |   |   |   |   |   |   |   |
| Z-55°C/Z+20°C                               | 4  | 4                      | 4                 | 3               | 3                                   | 3                                | 3                            | 3                         | 3   |    |             |      |               |      |      |      |      |      |      |   |   |   |               |   |   |   |   |   |   |   |   |   |               |   |   |   |   |   |   |   |   |   |
| Endurance (105°C) (Applied ripple current)  | <table border="1"> <tbody> <tr> <td>Test time</td> <td>2000 hours</td> </tr> <tr> <td>Leakage current</td> <td>The initial specified value or less</td> </tr> <tr> <td>Percentage of capacitance change</td> <td>Within ±30% of initial value</td> </tr> <tr> <td>Tangent of the loss angle</td> <td>200% or less of the initial specified value</td> </tr> </tbody> </table>  | Test time              | 2000 hours        | Leakage current | The initial specified value or less | Percentage of capacitance change | Within ±30% of initial value | Tangent of the loss angle | 200% or less of the initial specified value |    |             |      |               |      |      |      |      |      |      |   |   |   |               |   |   |   |   |   |   |   |   |   |               |   |   |   |   |   |   |   |   |   |
| Test time                                   | 2000 hours   |                        |                   |                 |                                     |                                  |                              |                           |   |    |             |      |               |      |      |      |      |      |      |   |   |   |               |   |   |   |   |   |   |   |   |   |               |   |   |   |   |   |   |   |   |   |
| Leakage current                             | The initial specified value or less  |                        |                   |                 |                                     |                                  |                              |                           |   |    |             |      |               |      |      |      |      |      |      |   |   |   |               |   |   |   |   |   |   |   |   |   |               |   |   |   |   |   |   |   |   |   |
| Percentage of capacitance change            | Within ±30% of initial value   |                        |                   |                 |                                     |                                  |                              |                           |   |    |             |      |               |      |      |      |      |      |      |   |   |   |               |   |   |   |   |   |   |   |   |   |               |   |   |   |   |   |   |   |   |   |
| Tangent of the loss angle                   | 200% or less of the initial specified value  |                        |                   |                 |                                     |                                  |                              |                           |   |    |             |      |               |      |      |      |      |      |      |   |   |   |               |   |   |   |   |   |   |   |   |   |               |   |   |   |   |   |   |   |   |   |
| Shelf life (105°C)                          | Test time : 1000hours ; other items are same as the endurance. Voltage application treatment : According to JIS C5101-4 4.1  |                        |                   |                 |                                     |                                  |                              |                           |   |    |             |      |               |      |      |      |      |      |      |   |   |   |               |   |   |   |   |   |   |   |   |   |               |   |   |   |   |   |   |   |   |   |
| Applicable standards                        | JIS C5101-1, -18 (IEC 60384-1, -18)  |                        |                   |                 |                                     |                                  |                              |                           |   |    |             |      |               |      |      |      |      |      |      |   |   |   |               |   |   |   |   |   |   |   |   |   |               |   |   |   |   |   |   |   |   |   |

## Outline Drawing

Unit : mm



- Soldering conditions are described on page 15.
- Land pattern size are described on page 13.
- The taping specifications are described on page 16.

## Coefficient of Frequency for Rated Ripple Current

| Rated voltage (V) | Frequency (Hz) |      |      |            |
|-------------------|----------------|------|------|------------|
|                   | 50 · 60        | 120  | 1k   | 10k · 100k |
| 6.3 to 80         | 0.50           | 0.50 | 0.75 | 1          |

## Part numbering system

Standard Type (example : 35V150µF)

|             |   |                      |   |                          |                              |               |   |   |               |
|-------------|---|----------------------|---|--------------------------|------------------------------|---------------|---|---|---------------|
| RZD         | — | 35                   | V | 151                      | M                            | F80           | U | — | □             |
| Series code |   | Rated voltage symbol |   | Rated capacitance symbol | Capacitance tolerance symbol | Casing symbol |   |   | Taping symbol |

For Vibration Resistance Type (example : 25V820µF)

|             |   |                      |   |                          |                              |               |   |   |               |
|-------------|---|----------------------|---|--------------------------|------------------------------|---------------|---|---|---------------|
| RMD         | — | 25                   | V | 821                      | M                            | H10           | U | — | □             |
| Series code |   | Rated voltage symbol |   | Rated capacitance symbol | Capacitance tolerance symbol | Casing symbol |   |   | Taping symbol |

NOTE : Design, Specifications are subject to change without notice. It is recommended that you shall obtain technical specifications from ELNA to ensure that the component is suitable for your use.

Standard Ratings

| Rated voltage (V)<br>Item<br>Rated capacitance (μF) | 6.3                 |               |              |                               | 10                  |               |              |                               | 16                  |               |              |                               |
|---|---------------------|---------------|--------------|-------------------------------|---------------------|---------------|--------------|-------------------------------|---------------------|---------------|--------------|-------------------------------|
|   | Case<br>φD × L (mm) | Casing symbol | ESR (Ω max.) | Rated ripple current (mA rms) | Case<br>φD × L (mm) | Casing symbol | ESR (Ω max.) | Rated ripple current (mA rms) | Case<br>φD × L (mm) | Casing symbol | ESR (Ω max.) | Rated ripple current (mA rms) |
| 150   | —                   | —             | —            | —                             | —                   | —             | —            | —                             | 6.3 × 5.8           | F61           | 0.26         | 300                           |
| 220   | —                   | —             | —            | —                             | 6.3 × 5.8           | F61           | 0.26         | 300                           | 6.3 × 5.8           | F61           | 0.26         | 300                           |
| 330   | 6.3 × 5.8           | F61           | 0.26         | 300                           | 6.3 × 7.7           | F80           | 0.16         | 600                           | 6.3 × 7.7           | F80           | 0.16         | 600                           |
| 470   | 6.3 × 7.7           | F80           | 0.16         | 600                           | 6.3 × 7.7           | F80           | 0.16         | 600                           | —                   | —             | —            | —                             |
| 680   | 6.3 × 7.7           | F80           | 0.16         | 600                           | —                   | —             | —            | —                             | 8 × 10              | G10           | 0.08         | 850                           |
| 1000  | —                   | —             | —            | —                             | 8 × 10              | G10           | 0.08         | 850                           | 10 × 10             | H10           | 0.06         | 1190                          |
| 1500  | 8 × 10              | G10           | 0.08         | 850                           | 10 × 10             | H10           | 0.06         | 1190                          | —                   | —             | —            | —                             |
| 2200  | 10 × 10             | H10           | 0.06         | 1190                          | —                   | —             | —            | —                             | —                   | —             | —            | —                             |

| Rated voltage (V)<br>Item<br>Rated capacitance (μF) | 25                  |               |              |                               | 35                  |               |              |                               | 50                  |               |              |                               |
|---|---------------------|---------------|--------------|-------------------------------|---------------------|---------------|--------------|-------------------------------|---------------------|---------------|--------------|-------------------------------|
|   | Case<br>φD × L (mm) | Casing symbol | ESR (Ω max.) | Rated ripple current (mA rms) | Case<br>φD × L (mm) | Casing symbol | ESR (Ω max.) | Rated ripple current (mA rms) | Case<br>φD × L (mm) | Casing symbol | ESR (Ω max.) | Rated ripple current (mA rms) |
| 47  | —                   | —             | —            | —                             | —                   | —             | —            | —                             | 6.3 × 5.8           | F61           | 0.68         | 195                           |
| 100   | —                   | —             | —            | —                             | 6.3 × 5.8           | F61           | 0.26         | 300                           | 6.3 × 7.7           | F80           | 0.34         | 350                           |
| 150   | 6.3 × 5.8           | F61           | 0.26         | 300                           | 6.3 × 7.7           | F80           | 0.16         | 600                           | —                   | —             | —            | —                             |
| 220   | 6.3 × 7.7           | F80           | 0.16         | 600                           | —                   | —             | —            | —                             | 8 × 10              | G10           | 0.18         | 670                           |
| 330   | —                   | —             | —            | —                             | 8 × 10              | G10           | 0.08         | 850                           | 10 × 10             | H10           | 0.12         | 900                           |
| 470   | 8 × 10              | G10           | 0.08         | 850                           | —                   | —             | —            | —                             | —                   | —             | —            | —                             |
| 560   | —                   | —             | —            | —                             | 10 × 10             | H10           | 0.06         | 1190                          | —                   | —             | —            | —                             |
| 820   | 10 × 10             | H10           | 0.06         | 1190                          | —                   | —             | —            | —                             | —                   | —             | —            | —                             |


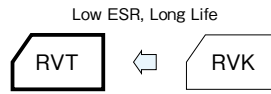
| Rated voltage (V)<br>Item<br>Rated capacitance (μF) | 63                  |               |              |                               | 80                  |               |              |                               |
|---|---------------------|---------------|--------------|-------------------------------|---------------------|---------------|--------------|-------------------------------|
|   | Case<br>φD × L (mm) | Casing symbol | ESR (Ω max.) | Rated ripple current (mA rms) | Case<br>φD × L (mm) | Casing symbol | ESR (Ω max.) | Rated ripple current (mA rms) |
| 22  | 6.3 × 7.7           | F80           | 0.85         | 85                            | —                   | —             | —            | —                             |
| 33  | 6.3 × 7.7           | F80           | 0.85         | 145                           | —                   | —             | —            | —                             |
| 47  | 8 × 10              | G10           | 0.45         | 300                           | 8 × 10              | G10           | 0.68         | 150                           |
| 68  | 8 × 10              | G10           | 0.45         | 300                           | 10 × 10             | H10           | 0.45         | 215                           |
| 100   | 8 × 10              | G10           | 0.45         | 300                           | —                   | —             | —            | —                             |
| 150   | 10 × 10             | H10           | 0.30         | 430                           | —                   | —             | —            | —                             |

(Note) Rated ripple current : 105°C , 100kHz  
ESR : 20°C , 100kHz

## Chip Type, 125°C Use, Low ESR, Long Life Capacitors

GREEN CAP SMD Low ESR 125°C 2000hours Anti-cleaning solvent

- Compatible with surface mounting.
- Supplied with carrier taping.
- Guarantees 2000 hours at 125°C.  
( $\phi 4$  to  $\phi 8 \times 6.5L$  : 1000 hours)  
( $\phi 12.5 \times 13.5L$  : 5000 hours)



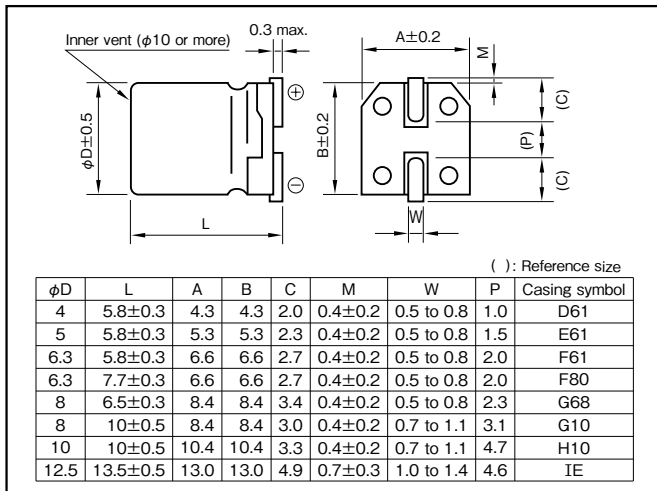
Marking color : Black print

### Specifications

| Item  | Performance   |  |
|---|---|--|
| Category temperature range (°C)             | -40 to +125   |  |
| Tolerance at rated capacitance (%)          | ±20 (20°C, 120Hz)   |  |
| Leakage current (μA) (max.)                 | 0.01 CV or 3 whichever is larger (after 2 minutes) C : Rated capacitance (μF) ; V : Rated voltage (V) (20°C)                |  |
| Tangent of loss angle (tanδ)                | Rated voltage (V)   | 10 16 25 35 50 63 80 100   |
|   | tanδ (max.)   | 0.24 0.20 0.16 0.14 0.14 0.12 0.12 0.10 (20°C, 120Hz)  |
| Characteristics at high and low temperature | Rated voltage (V)   | 10 16 25 35 50 63 80 100   |
|   | Impedance Ratio (max.)  | Z-25°C/Z+20°C 3 2 2 2 2 2 2 2<br>Z-40°C/Z+20°C 4 3 3 3 3 3 3 3 (120Hz)                             |
| Endurance (125°C) (Applied ripple current)  | Test time   | 2000 hours ( $\phi 4$ to $\phi 8 \times 6.5L$ : 1000 hours, $\phi 12.5 \times 13.5L$ : 5000 hours) |
|   | Leakage current   | The initial specified value or less  |
|   | Capacitance change  | Within ±30% of initial value   |
|   | Tangent of loss angle   | 300% or less of the initial specified value  |
| Shelf life (125°C)                          | Test time : 1000hours ; other items are same as the endurance. Voltage application treatment : According to JIS C5101-4 4.1 |  |
| Applicable standards                        | JIS C5101-1, -18 (IEC 60384-1, -18)   |  |

### Outline Drawing

Unit : mm



- Soldering conditions are described on page 15.
- Land pattern size are described on page 13.
- The taping specifications are described on page 16.

### Coefficient of Frequency for Rated Ripple Current

| Frequency (Hz)   | 120  | 1k   | 10k  | 100k |
|------------------|------|------|------|------|
| Rated voltage(V) |      |      |      |      |
| 10 to 100        | 0.77 | 0.88 | 0.96 | 1.00 |

### Part numbering system

$\phi 10 \times 10L$  or less (example : 16V100μF)

|             |   |                      |   |                          |                              |               |   |   |               |
|-------------|---|----------------------|---|--------------------------|------------------------------|---------------|---|---|---------------|
| RVT         | — | 35                   | V | 221                      | M                            | H10           | U | — | □             |
| Series code |   | Rated voltage symbol |   | Rated capacitance symbol | Capacitance tolerance symbol | Casing symbol |   |   | Taping symbol |

In the case of "for High Temperature Reflow" type, a series name is "RZC".

$\phi 12.5 \times 13.5$  (example : 35V330μF)

|             |   |                      |   |                          |                              |               |   |   |               |
|-------------|---|----------------------|---|--------------------------|------------------------------|---------------|---|---|---------------|
| RVT         | — | 35                   | V | 331                      | M                            | IE            | T | — | R5            |
| Series code |   | Rated voltage symbol |   | Rated capacitance symbol | Capacitance tolerance symbol | Casing symbol |   |   | Taping symbol |

If "For Vibration Resistance" type is required, please see the series RTT of page 96.



Standard Ratings

| Rated voltage(V)<br>Rated capacitance(μF) | Item      | 10                |             |       |                                 | 16                |             |       |                                 | 25                |             |       |                                 |
|---|-----------|-------------------|-------------|-------|---------------------------------|-------------------|-------------|-------|---------------------------------|-------------------|-------------|-------|---------------------------------|
|   |           | Case<br>φD×L (mm) | ESR(Ω max.) |       | Rated ripple current<br>(mArms) | Case<br>φD×L (mm) | ESR(Ω max.) |       | Rated ripple current<br>(mArms) | Case<br>φD×L (mm) | ESR(Ω max.) |       | Rated ripple current<br>(mArms) |
|   |           |                   | 20°C        | -40°C |                                 |                   | 20°C        | -40°C |                                 |                   | 20°C        | -40°C |                                 |
| 10  | —         | —                 | —           | —     | 4×5.8                           | 3.0               | 45          | 50    | 5×5.8                           | 1.5               | 23          | 81    |                                 |
| 22  | 4×5.8     | 3.0               | 45          | 50    | 5×5.8                           | 1.5               | 23          | 81    | 6.3×5.8                         | 1.0               | 15          | 114   |                                 |
| 33  | 5×5.8     | 1.5               | 23          | 81    | 6.3×5.8                         | 1.0               | 15          | 114   | 6.3×5.8                         | 1.0               | 15          | 114   |                                 |
| 47  | —         | —                 | —           | —     | 6.3×5.8                         | 1.0               | 15          | 114   | 6.3×7.7                         | 0.60              | 9.0         | 165   |                                 |
|   | —         | —                 | —           | —     |                                 |                   |             |       | 8×6.5                           | 0.60              | 9.0         | 180   |                                 |
| 100                                       | —         | —                 | —           | —     | —                               | —                 | —           | —     | 6.3×7.7                         | 0.60              | 9.0         | 165   |                                 |
|   | —         | —                 | —           | —     | —                               | —                 | —           | —     | 8×6.5                           | 0.60              | 9.0         | 180   |                                 |
|   | —         | —                 | —           | —     | —                               | —                 | —           | —     | 8×10                            | 0.20              | 2.0         | 340   |                                 |
| 220                                       | 6.3×7.7   | 0.60              | 9.0         | 165   | 8×10                            | 0.20              | 2.0         | 340   | 8×10                            | 0.20              | 2.0         | 340   |                                 |
|   | 8×6.5     | 0.60              | 9.0         | 180   | 10×10                           | 0.15              | 1.5         | 500   | 10×10                           | 0.15              | 1.5         | 500   |                                 |
| 330                                       | 8×10      | 0.20              | 2.0         | 340   | 10×10                           | 0.15              | 1.5         | 500   | 10×10                           | 0.15              | 1.5         | 500   |                                 |
|   | 10×10     | 0.15              | 1.5         | 500   |                                 |                   |             |       | 12.5×13.5                       | 0.086             | 1.29        | 750   |                                 |
| 470                                       | 10×10     | 0.15              | 1.5         | 500   | 12.5×13.5                       | 0.086             | 1.29        | 750   | 12.5×13.5                       | 0.086             | 1.29        | 750   |                                 |
| 680                                       | 12.5×13.5 | 0.086             | 1.29        | 750   | 12.5×13.5                       | 0.086             | 1.29        | 750   | —                               | —                 | —           | —     |                                 |
| 1000                                      | 12.5×13.5 | 0.086             | 1.29        | 750   | —                               | —                 | —           | —     | —                               | —                 | —           | —     |                                 |

ALUMINUM

CHIP ALUMINUM

125°C

| Rated voltage(V)<br>Rated capacitance(μF) | Item      | 35                |             |       |                                 | 50                |             |       |                                 | 63                |             |       |                                 |
|---|-----------|-------------------|-------------|-------|---------------------------------|-------------------|-------------|-------|---------------------------------|-------------------|-------------|-------|---------------------------------|
|   |           | Case<br>φD×L (mm) | ESR(Ω max.) |       | Rated ripple current<br>(mArms) | Case<br>φD×L (mm) | ESR(Ω max.) |       | Rated ripple current<br>(mArms) | Case<br>φD×L (mm) | ESR(Ω max.) |       | Rated ripple current<br>(mArms) |
|   |           |                   | 20°C        | -40°C |                                 |                   | 20°C        | -40°C |                                 |                   | 20°C        | -40°C |                                 |
| 4.7                                       | 4×5.8     | 3.0               | 45          | 50    | —                               | —                 | —           | —     | —                               | —                 | —           | —     |                                 |
| 10  | 5×5.8     | 1.5               | 23          | 81    | 6.3×5.8                         | 3.2               | 48          | 58    | 6.3×7.7                         | 1.8               | 36          | 95    |                                 |
|   | 6.3×5.8   | 1.0               | 15          | 114   |                                 |                   |             |       |                                 |                   |             |       |                                 |
| 22  | 6.3×5.8   | 1.0               | 15          | 114   | 6.3×7.7                         | 1.2               | 18          | 95    | 8×10                            | 0.70              | 14          | 140   |                                 |
| 33  | 6.3×7.7   | 0.60              | 9.0         | 165   | 6.3×7.7                         | 1.2               | 18          | 95    | 8×10                            | 0.70              | 14          | 140   |                                 |
|   | 8×6.5     | 0.60              | 9.0         | 180   | 8×10                            | 0.50              | 7.5         | 180   | 10×10                           | 0.50              | 10          | 200   |                                 |
| 47  | 6.3×7.7   | 0.60              | 9.0         | 165   | 8×10                            | 0.50              | 7.5         | 180   | 8×10                            | 0.70              | 14          | 140   |                                 |
|   | 8×6.5     | 0.60              | 9.0         | 180   |                                 |                   |             |       |                                 |                   |             |       |                                 |
|   | 8×10      | 0.20              | 2.0         | 340   | 10×10                           | 0.30              | 4.5         | 280   | 10×10                           | 0.50              | 10          | 200   |                                 |
| 100                                       | 8×10      | 0.20              | 2.0         | 340   | 10×10                           | 0.30              | 4.5         | 280   | 12.5×13.5                       | 0.25              | 3.75        | 400   |                                 |
|   | 10×10     | 0.15              | 1.5         | 500   | 12.5×13.5                       | 0.18              | 2.7         | 550   |                                 |                   |             |       |                                 |
| 220                                       | 10×10     | 0.15              | 1.5         | 500   | 12.5×13.5                       | 0.18              | 2.7         | 550   | —                               | —                 | —           | —     |                                 |
| 330                                       | 12.5×13.5 | 0.086             | 1.29        | 750   | —                               | —                 | —           | —     | —                               | —                 | —           | —     |                                 |

| Rated voltage(V)<br>Rated capacitance(μF) | Item  | 80                |             |       |                                 | 100               |             |       |                                 |
|---|-------|-------------------|-------------|-------|---------------------------------|-------------------|-------------|-------|---------------------------------|
|   |       | Case<br>φD×L (mm) | ESR(Ω max.) |       | Rated ripple current<br>(mArms) | Case<br>φD×L (mm) | ESR(Ω max.) |       | Rated ripple current<br>(mArms) |
|   |       |                   | 20°C        | -40°C |                                 |                   | 20°C        | -40°C |                                 |
| 10  | 8×10  | 0.75              | 15          | 110   | 8×10                            | 0.75              | 15          | 110   |                                 |
| 22  | 8×10  | 0.75              | 15          | 110   | 8×10                            | 0.75              | 15          | 110   |                                 |
|   | 10×10 | 0.55              | 11          | 150   | 10×10                           | 0.55              | 11          | 150   |                                 |
| 33  | 8×10  | 0.75              | 15          | 110   | 10×10                           | 0.55              | 11          | 150   |                                 |
|   | 10×10 | 0.55              | 11          | 150   |                                 |                   |             |       |                                 |
| 47  | —     | —                 | —           | —     | 12.5×13.5                       | 0.32              | 4.8         | 300   |                                 |

(Note) Rated ripple current : 125°C, 100kHz  
ESR : 100kHz

## Chip Type, 125°C Use, Low ESR, Long Life Capacitors

GREEN CAP

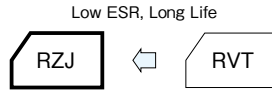
SMD

Low ESR

125°C  
3000hours

Anti-cleaning solvent

- Compatible with surface mounting.
- Supplied with carrier taping.
- Guaranteed 3000 hours at 125°C. (φ6.3 : 2000 hours)
- Specify ESR after endurance test.



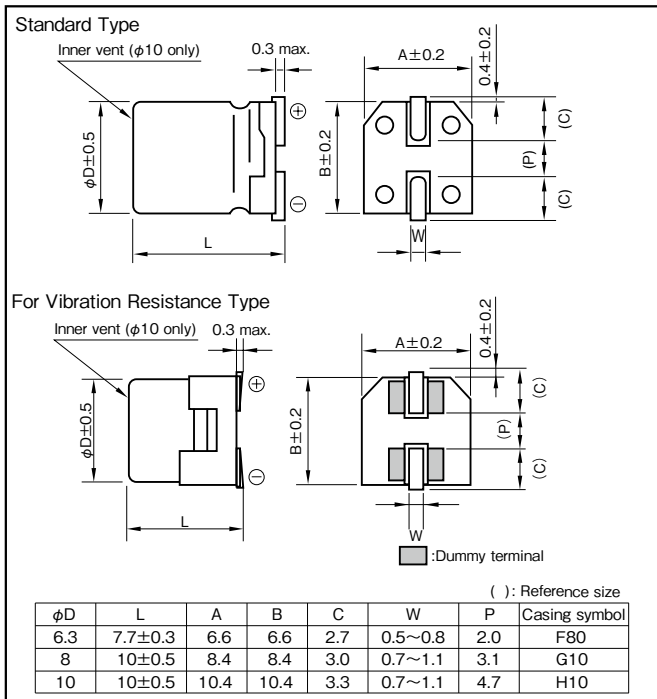
Marking color : Black print

### Specifications

| Item  | Performance   |   |      |      |      |   |
|---|---|---|------|------|------|---|
| Category temperature range (°C)             | -40 to +125   |   |      |      |      |   |
| Tolerance at rated capacitance (%)          | ±20 (20°C, 120Hz)   |   |      |      |      |   |
| Leakage current (μA) (max.)                 | 0.01CV or 3 whichever is larger (after 2 minutes) C : Rated capacitance (μF) ; V : Rated voltage (V) (20°C)                 |   |      |      |      |   |
| Tangent of loss angle (tanδ)                | Rated voltage (V)   | 10  | 16   | 25   | 35   |   |
|   | tanδ (max.)   | 0.30  | 0.23 | 0.18 | 0.16 |   |
| Characteristics at high and low temperature | (20°C, 120Hz)   |   |      |      |      |   |
|   | Rated voltage (V)   | 10  | 16   | 25   | 35   |   |
|   | Impedance ratio (max.)  | Z-25°C/Z+20°C                               | 3    | 2    | 2    | 2 |
|   |   | Z-40°C/Z+20°C                               | 4    | 3    | 3    | 3 |
| Endurance (125°C) (Applied ripple current)  | Test time   | 3000 hours (φ6.3 : 2000 hours)              |      |      |      |   |
|   | Leakage current   | The initial specified value or less         |      |      |      |   |
|   | Percentage of capacitance change  | Within ±30% of initial value                |      |      |      |   |
|   | Tangent of the loss angle   | 300% or less of the initial specified value |      |      |      |   |
| Shelf life (125°C)                          | Test time : 1000hours ; other items are same as the endurance. Voltage application treatment : According to JIS C5101-4 4.1 |   |      |      |      |   |
| Applicable standards                        | JIS C5101-1, -18 (IEC 60384-1, -18)   |   |      |      |      |   |

### Outline Drawing

Unit : mm



- Soldering conditions are described on page 15.
- Land pattern size are described on page 13.
- The taping specifications are described on page 16.

### Coefficient of Frequency for Rated Ripple Current

| Frequency (Hz)    | 120  | 1k   | 10k  | 100k |
|-------------------|------|------|------|------|
| Rated voltage (V) |      |      |      |      |
| 10 to 35          | 0.77 | 0.88 | 0.96 | 1    |

### Part numbering system

Standard Type (example : 35V220μF)

|             |   |                      |   |                          |                              |               |   |   |               |
|-------------|---|----------------------|---|--------------------------|------------------------------|---------------|---|---|---------------|
| RZJ         | — | 35                   | V | 221                      | M                            | H10           | U | — | □             |
| Series code |   | Rated voltage symbol |   | Rated capacitance symbol | Capacitance tolerance symbol | Casing symbol |   |   | Taping symbol |

For Vibration Resistance Type (example : 35V220μF)

|             |   |                      |   |                          |                              |               |   |   |               |
|-------------|---|----------------------|---|--------------------------|------------------------------|---------------|---|---|---------------|
| RMJ         | — | 35                   | V | 221                      | M                            | H10           | U | — | □             |
| Series code |   | Rated voltage symbol |   | Rated capacitance symbol | Capacitance tolerance symbol | Casing symbol |   |   | Taping symbol |

**Standard Ratings**

| Rated voltage (V) | Item  | 10                          |                              |       |   |       | 16                            |                             |                              |       |   | 25    |                               |                             |                              |       |   |       |                               |
|-------------------|-------|-----------------------------|------------------------------|-------|---|-------|-------------------------------|-----------------------------|------------------------------|-------|---|-------|-------------------------------|-----------------------------|------------------------------|-------|---|-------|-------------------------------|
|                   |       | Case $\phi D \times L$ (mm) | Initial ESR ( $\Omega$ max.) |       | After endurance test ESR ( $\Omega$ max.) |       | Rated ripple current (mA rms) | Case $\phi D \times L$ (mm) | Initial ESR ( $\Omega$ max.) |       | After endurance test ESR ( $\Omega$ max.) |       | Rated ripple current (mA rms) | Case $\phi D \times L$ (mm) | Initial ESR ( $\Omega$ max.) |       | After endurance test ESR ( $\Omega$ max.) |       | Rated ripple current (mA rms) |
|                   |       |                             | 20°C                         | -40°C | 20°C                                      | -40°C |                               |                             | 20°C                         | -40°C | 20°C                                      | -40°C |                               |                             | 20°C                         | -40°C | 20°C                                      | -40°C |                               |
| 100               | —     | —                           | —                            | —     | —   | —     | 6.3×7.7                       | 0.45                        | 5.0                          | 3.5   | 40  | 220   | 8×10                          | 0.15                        | 3.0                          | 0.60  | 4.5                                       | 350   |                               |
|                   | —     | —                           | —                            | —     | —   | —     | 8×10                          | 0.15                        | 3.0                          | 0.60  | 4.5                                       | 350   |                               | —                           | —                            | —     | —   | —     | —                             |
| 220               | 8×10  | 0.15                        | 3.0                          | 0.60  | 4.5                                       | 350   | 8×10                          | 0.15                        | 3.0                          | 0.60  | 4.5                                       | 350   | 10×10                         | 0.12                        | 2.0                          | 0.40  | 3.5                                       | 550   |                               |
| 330               | 8×10  | 0.15                        | 3.0                          | 0.60  | 4.5                                       | 350   | 10×10                         | 0.12                        | 2.0                          | 0.40  | 3.5                                       | 550   | 10×10                         | 0.12                        | 2.0                          | 0.40  | 3.5                                       | 550   |                               |
|                   | 10×10 | 0.12                        | 2.0                          | 0.40  | 3.5                                       | 550   |                               |                             |                              |       |   |       |                               |                             |                              |       |   |       |                               |
| 470               | 10×10 | 0.12                        | 2.0                          | 0.40  | 3.5                                       | 550   | 10×10                         | 0.12                        | 2.0                          | 0.40  | 3.5                                       | 550   | —                             | —                           | —                            | —     | —   | —     |                               |

| Rated voltage (V) | Item    | 35                          |                              |       |   |       |                               |
|-------------------|---------|-----------------------------|------------------------------|-------|---|-------|-------------------------------|
|                   |         | Case $\phi D \times L$ (mm) | Initial ESR ( $\Omega$ max.) |       | After endurance test ESR ( $\Omega$ max.) |       | Rated ripple current (mA rms) |
|                   |         |                             | 20°C                         | -40°C | 20°C                                      | -40°C |                               |
| 47                | 6.3×7.7 | 0.45                        | 5.0                          | 3.5   | 40  | 220   |                               |
|                   | 8×10    | 0.15                        | 3.0                          | 0.60  | 4.5                                       | 350   |                               |
| 100               | 8×10    | 0.15                        | 3.0                          | 0.60  | 4.5                                       | 350   |                               |
| 220               | 10×10   | 0.12                        | 2.0                          | 0.40  | 3.5                                       | 550   |                               |

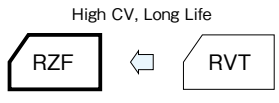
(Note) After endurance test : 2000 hours  
 Rated ripple current : 125°C , 100kHz, ESR : 100kHz

# RZF, RMF VERTICAL CHIP TYPE ALUMINUM ELECTROLYTIC CAPACITORS ELNA®

Chip Type, 125°C Use, High CV, Long Life Capacitors

- GREEN CAP
- SMD
- Low ESR
- 125°C 4000hours
- Anti-cleaning solvent

- Compatible with surface mounting.
- Supplied with carrier taping.
- Guaranteed 4000 hours at 125°C. (φ6.3 : 2000 hours)



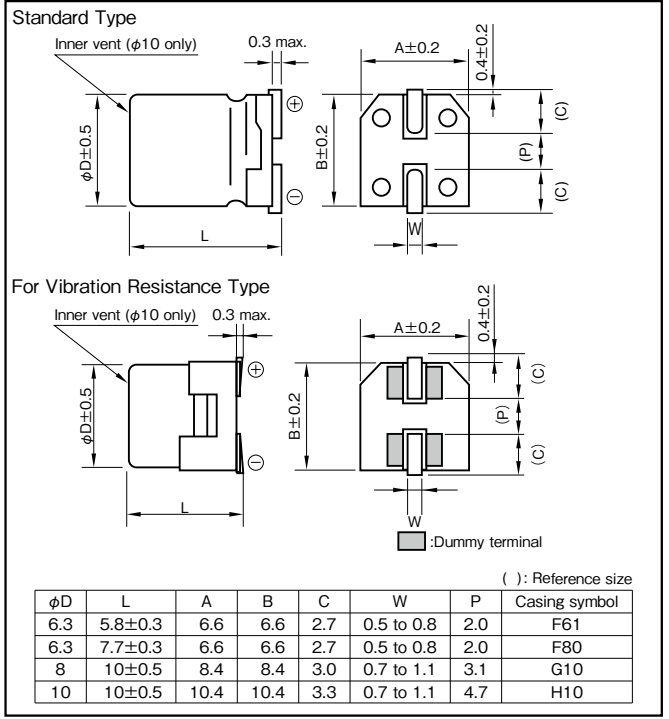
Marking color : Black print

Specifications

| Item  | Performance   |                                     |      |      |      |      |      |      |    |
|---|---|-------------------------------------|------|------|------|------|------|------|----|
| Category temperature range (°C)             | -40 to +125   |                                     |      |      |      |      |      |      |    |
| Tolerance at rated capacitance (%)          | ±20 (20°C, 120Hz)   |                                     |      |      |      |      |      |      |    |
| Leakage current (μA) (max.)                 | 0.01 CV or 3 whichever is larger (after 2 minutes) C : Rated capacitance (μF) ; V : Rated voltage (V) (20°C)                |                                     |      |      |      |      |      |      |    |
| Tangent of loss angle (tanδ)                | Rated voltage (V)   | 10                                  | 16   | 25   | 35   | 50   | 63   | 80   |    |
|   | tanδ (max.)   | 0.24                                | 0.20 | 0.16 | 0.14 | 0.14 | 0.12 | 0.12 |    |
| Characteristics at high and low temperature | (20°C, 120Hz)   |                                     |      |      |      |      |      |      |    |
|   | Impedance ratio (max.)  | Rated voltage (V)                   | 10   | 16   | 25   | 35   | 50   | 63   | 80 |
|   |   | Z-25°C/Z+20°C                       | 3    | 2    | 2    | 2    | 2    | 2    | 2  |
| Z-40°C/Z+20°C                               | 6   | 4                                   | 4    | 3    | 3    | 3    | 3    |      |    |
| Endurance (125°C) (Applied ripple current)  | (120Hz)   |                                     |      |      |      |      |      |      |    |
|   | Test time   | 4000 hours (φ6.3: 2000 hours)       |      |      |      |      |      |      |    |
|   | Leakage current   | The initial specified value or less |      |      |      |      |      |      |    |
|   | Percentage of capacitance change  | Within ±30% of initial value        |      |      |      |      |      |      |    |
| Shelf life (125°C)                          | Tangent of the loss angle   |                                     |      |      |      |      |      |      |    |
|   | 300% or less of the initial specified value   |                                     |      |      |      |      |      |      |    |
| Shelf life (125°C)                          | Test time : 1000hours ; other items are same as the endurance. Voltage application treatment : According to JIS C5101-4 4.1 |                                     |      |      |      |      |      |      |    |
| Applicable standards                        | JIS C5101-1, -18 (IEC 60384-1, -18)   |                                     |      |      |      |      |      |      |    |

Outline Drawing

Unit : mm



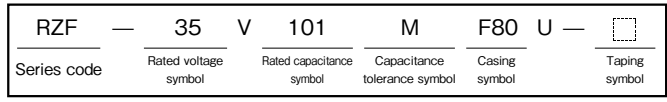
- Soldering conditions are described on page 15.
- Land pattern size are described on page 13.
- The taping specifications are described on page 16.

Coefficient of Frequency for Rated Ripple Current

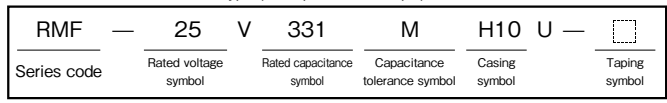
| Frequency (Hz)   | 120  | 1k   | 10k  | 100k |
|------------------|------|------|------|------|
| Rated voltage(V) |      |      |      |      |
| 10 to 80         | 0.77 | 0.88 | 0.96 | 1    |

Part numbering system

Standard Type (example : 35V100μF)



For Vibration Resistance Type (example : 25V330μF)



NOTE : Design, Specifications are subject to change without notice. It is recommended that you shall obtain technical specifications from ELNA to ensure that the component is suitable for your use.

Standard Ratings

| Rated voltage (V)<br>Item<br>Rated capacitance (μF) | 10                  |              |       |   | 16                  |              |       |   | 25                  |              |       |   |
|---|---------------------|--------------|-------|---|---------------------|--------------|-------|---|---------------------|--------------|-------|---|
|   | Case<br>φD × L (mm) | ESR (Ω max.) |       | Rated ripple current (mA <sub>rms</sub> ) | Case<br>φD × L (mm) | ESR (Ω max.) |       | Rated ripple current (mA <sub>rms</sub> ) | Case<br>φD × L (mm) | ESR (Ω max.) |       | Rated ripple current (mA <sub>rms</sub> ) |
|   |                     | 20°C         | -40°C |   |                     | 20°C         | -40°C |   |                     | 20°C         | -40°C |   |
| 47  | —                   | —            | —     | —   | 6.3 × 5.8           | 1.2          | 22    | 110                                       | 6.3 × 5.8           | 1.2          | 22    | 110                                       |
| 100   | 6.3 × 5.8           | 1.2          | 22    | 110                                       | 6.3 × 5.8           | 1.2          | 22    | 110                                       | 6.3 × 7.7           | 0.60         | 12    | 220                                       |
| 220   | 6.3 × 7.7           | 0.60         | 12    | 220                                       | 6.3 × 7.7           | 0.60         | 12    | 220                                       | 8 × 10              | 0.30         | 5.5   | 296                                       |
| 330   | 8 × 10              | 0.30         | 5.5   | 296                                       | 8 × 10              | 0.30         | 5.5   | 296                                       | 10 × 10             | 0.20         | 3.6   | 440                                       |
| 470   | 8 × 10              | 0.30         | 5.5   | 296                                       | 10 × 10             | 0.20         | 3.6   | 440                                       | —                   | —            | —     | —   |
| 680   | 10 × 10             | 0.20         | 3.6   | 440                                       | 10 × 10             | 0.20         | 3.6   | 440                                       | —                   | —            | —     | —   |

| Rated voltage (V)<br>Item<br>Rated capacitance (μF) | 35                  |              |       |   | 50                  |              |       |   | 63                  |              |       |   |
|---|---------------------|--------------|-------|---|---------------------|--------------|-------|---|---------------------|--------------|-------|---|
|   | Case<br>φD × L (mm) | ESR (Ω max.) |       | Rated ripple current (mA <sub>rms</sub> ) | Case<br>φD × L (mm) | ESR (Ω max.) |       | Rated ripple current (mA <sub>rms</sub> ) | Case<br>φD × L (mm) | ESR (Ω max.) |       | Rated ripple current (mA <sub>rms</sub> ) |
|   |                     | 20°C         | -40°C |   |                     | 20°C         | -40°C |   |                     | 20°C         | -40°C |   |
| 22  | —                   | —            | —     | —   | 6.3 × 5.8           | 3.2          | 48    | 58  | 6.3 × 7.7           | 1.8          | 36    | 80  |
| 33  | —                   | —            | —     | —   | 6.3 × 5.8           | 3.2          | 48    | 58  | —                   | —            | —     | —   |
| 47  | 6.3 × 5.8           | 1.2          | 22    | 110                                       | 6.3 × 7.7           | 1.2          | 18    | 95  | 8 × 10              | 0.70         | 14    | 140                                       |
| 100   | 6.3 × 7.7           | 0.60         | 12    | 220                                       | 8 × 10              | 0.50         | 7.5   | 180                                       | 10 × 10             | 0.50         | 10    | 200                                       |
| 220   | 8 × 10              | 0.30         | 5.5   | 296                                       | 10 × 10             | 0.30         | 4.5   | 280                                       | —                   | —            | —     | —   |
| 330   | 10 × 10             | 0.20         | 3.6   | 440                                       | —                   | —            | —     | —   | —                   | —            | —     | —   |

| Rated voltage (V)<br>Item<br>Rated capacitance (μF) | 80                  |              |       |   |
|---|---------------------|--------------|-------|---|
|   | Case<br>φD × L (mm) | ESR (Ω max.) |       | Rated ripple current (mA <sub>rms</sub> ) |
|   |                     | 20°C         | -40°C |   |
| 47  | 8 × 10              | 0.75         | 15    | 110                                       |
| 68  | 10 × 10             | 0.55         | 11    | 150                                       |

(Note) Rated ripple current : 125°C , 100kHz  
ESR : 100kHz

# RZE, RME VERTICAL CHIP TYPE ALUMINUM ELECTROLYTIC CAPACITORS ELNA®

ALUMINIUM

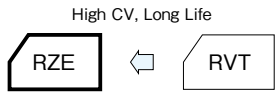
CHIP ALUMINIUM

125°C

## Chip Type, 125°C Use, High CV, Long Life Capacitors

- GREEN CAP
- SMD
- Low ESR
- 125°C 2000hours
- Anti-cleaning solvent

- Compatible with surface mounting.
- Supplied with carrier taping.
- Guaranteed 2000 hours at 125°C.



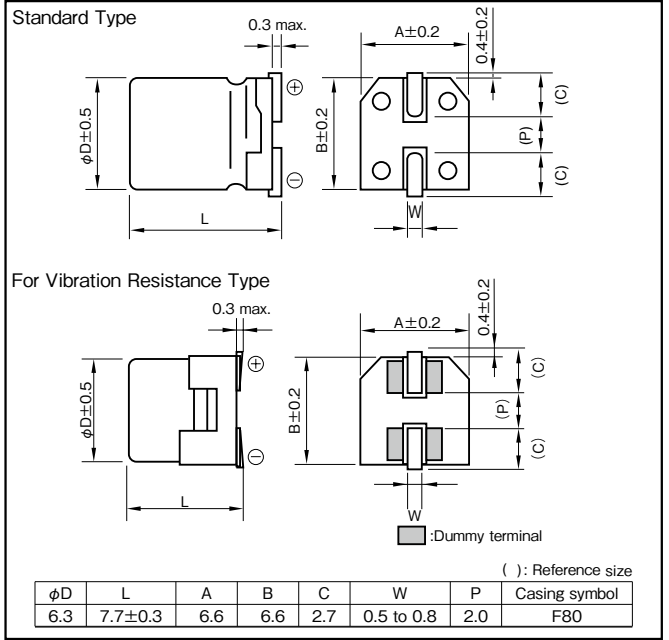
Marking color : Black print

### Specifications

| Item  | Performance   |   |           |
|---|---|---|-----------|
| Category temperature range (°C)             | -40 to +125   |   |           |
| Tolerance at rated capacitance (%)          | ±20 (20°C, 120Hz)   |   |           |
| Leakage current (µA) (max.)                 | 0.01 CV or 3 whichever is larger (after 2 minutes) C : Rated capacitance (µF) ; V : Rated voltage (V) (20°C)                |   |           |
| Tangent of loss angle (tanδ)                | Rated voltage (V)   | 35  |           |
|   | tanδ (max.)   | 0.14 (20°C, 120Hz)                          |           |
| Characteristics at high and low temperature | Rated voltage (V)   | 35  |           |
|   | Impedance Ratio (max.)  | Z-25°C/Z+20°C                               | 2         |
|   |   | Z-40°C/Z+20°C                               | 3 (120Hz) |
| Endurance (125°C) (Applied ripple current)  | Test time   | 2000 hours                                  |           |
|   | Leakage current   | The initial specified value or less         |           |
|   | Percentage of capacitance change  | Within ±30% of initial value                |           |
|   | Tangent of the loss angle   | 300% or less of the initial specified value |           |
| Shelf life (125°C)                          | Test time : 1000hours ; other items are same as the endurance. Voltage application treatment : According to JIS C5101-4 4.1 |   |           |
| Applicable standards                        | JIS C5101-1, -18 (IEC 60384-1, -18)   |   |           |

### Outline Drawing

Unit : mm



- Soldering conditions are described on page 15.
- Land pattern size are described on page 13.
- The taping specifications are described on page 16.

### Coefficient of Frequency for Rated Ripple Current

| Frequency (Hz)   | 120  | 1k   | 10k  | 100k |
|------------------|------|------|------|------|
| Rated voltage(V) |      |      |      |      |
| 35               | 0.77 | 0.88 | 0.96 | 1    |

### Part numbering system

Standard Type (example : 35V47µF)

|             |   |                      |   |                          |                              |               |   |               |
|-------------|---|----------------------|---|--------------------------|------------------------------|---------------|---|---------------|
| RZE         | — | 35                   | V | 470                      | M                            | F80           | U | □             |
| Series code |   | Rated voltage symbol |   | Rated capacitance symbol | Capacitance tolerance symbol | Casing symbol |   | Taping symbol |

For Vibration Resistance Type (example : 35V47µF)

|             |   |                      |   |                          |                              |               |   |               |
|-------------|---|----------------------|---|--------------------------|------------------------------|---------------|---|---------------|
| RME         | — | 35                   | V | 470                      | M                            | F80           | U | □             |
| Series code |   | Rated voltage symbol |   | Rated capacitance symbol | Capacitance tolerance symbol | Casing symbol |   | Taping symbol |

Standard Ratings

| Rated voltage (V) | Item      | 35   |              |       |                       | Rated ripple current (mA rms) |
|-------------------|-----------|------|--------------|-------|-----------------------|-------------------------------|
|                   |           | Case | ESR (Ω max.) |       |                       |                               |
|                   |           |      | 20°C         | -40°C | After Endurance -40°C |                               |
| 47                | 6.3 × 7.7 | 0.30 | 3            | 6     | 240                   |                               |
| 100               | 6.3 × 7.7 | 0.30 | 3            | 6     | 240                   |                               |

(Note) Rated ripple current : 125°C , 100kHz  
 ESR : 100kHz

# RVX, RTX VERTICAL CHIP TYPE ALUMINUM ELECTROLYTIC CAPACITORS ELNA®

## Chip Type, 135°C Capacitors

- GREEN CAP
- SMD
- 135°C 1000hours
- Anti-cleaning solvent

- Compatible with surface mounting.
- Supplied with carrier taping.
- Guarantees 1000 hours 135°C.



High temperature ↑



Marking color : Black print

### Specifications

| Item  | Performance  |   |      |   |
|---|--|---|------|---|
| Category temperature range (°C)             | -40 to +135  |   |      |   |
| Tolerance at rated capacitance (%)          | ±20 (20°C, 120Hz)  |   |      |   |
| Leakage current (μA) (max.)                 | 0.01CV or 3 whichever is larger (after 2 minutes) C : Rated capacitance (μF) ; V : Rated voltage (V) (20°C)                |   |      |   |
| Tangent of loss angle (tanδ)                | Rated voltage (V)  | 25  | 35   |   |
|   | tanδ (max.)  | 0.24  | 0.20 |   |
| Characteristics at high and low temperature | Rated voltage (V)  | 25  | 35   |   |
|   | Impedance Ratio (max.)   | Z-25°C/Z+20°C                               | 2    | 2 |
|   |  | Z-40°C/Z+20°C                               | 3    | 3 |
| Endurance (135°C) (Applied ripple current)  | Test time  | 1000 hours                                  |      |   |
|   | Leakage current  | The initial specified value or less         |      |   |
|   | Percentage of Capacitance change   | Within ±30% of initial value                |      |   |
|   | Tangent of loss angle  | 300% or less of the initial specified value |      |   |
| Shelf life (135°C)                          | Test time : 500hours ; other items are same as the endurance. Voltage application treatment : According to JIS C5101-4 4.1 |   |      |   |
| Applicable standards                        | JIS C5101-1, -18 (IEC 60384-1, -18)  |   |      |   |

### Coefficient of Frequency for Rated Ripple Current

| Frequency (Hz)               | 120  | 1k   | 10k  | 100k |
|------------------------------|------|------|------|------|
| Rated voltage(V)<br>25 to 35 | 0.77 | 0.88 | 0.96 | 1    |

- Soldering conditions are described on page 15.
- Land pattern size are described on page 13.
- The taping specifications are described on page 16.

### Part numbering system (example : 25V330μF)

| Standard Type |   |                      |   |                          |  |
|---------------|---|----------------------|---|--------------------------|--|
| RVX           | — | 25                   | V | 331                      | M H10 U — □  |
| Series code   |   | Rated voltage symbol |   | Rated capacitance symbol | Capacitance tolerance symbol Casing symbol Taping symbol |

| For Vibration Resistance Type |   |                      |   |                          |  |
|-------------------------------|---|----------------------|---|--------------------------|--|
| RTX                           | — | 25                   | V | 331                      | M H10 U — □  |
| Series code                   |   | Rated voltage symbol |   | Rated capacitance symbol | Capacitance tolerance symbol Casing symbol Taping symbol |

### Outline Drawing

**Standard Type**

**For Vibration Resistance Type**

Unit : mm

| φD | L      | A    | B    | C   | W          | P   | Casing symbol |
|----|--------|------|------|-----|------------|-----|---------------|
| 8  | 10±0.5 | 8.4  | 8.4  | 3.0 | 0.7 to 1.1 | 3.1 | G10           |
| 10 | 10±0.5 | 10.4 | 10.4 | 3.3 | 0.7 to 1.1 | 4.7 | H10           |

( ) : Reference size

### Standard Ratings

| Rated voltage (V) | 25      |               |              |                              | 35      |               |              |                              |
|-------------------|---------|---------------|--------------|------------------------------|---------|---------------|--------------|------------------------------|
|                   | Case    | Casing symbol | ESR (Ω max.) | Rated ripple current (mAmps) | Case    | Casing symbol | ESR (Ω max.) | Rated ripple current (mAmps) |
| 22                | 8 × 10  | G10           | 0.70         | 115                          | 8 × 10  | G10           | 0.70         | 115                          |
|                   | 10 × 10 | H10           | 0.50         | 155                          | 10 × 10 | H10           | 0.50         | 155                          |
| 47                | 8 × 10  | G10           | 0.70         | 115                          | 8 × 10  | G10           | 0.70         | 115                          |
|                   | 10 × 10 | H10           | 0.50         | 155                          | 10 × 10 | H10           | 0.50         | 155                          |
| 100               | 8 × 10  | G10           | 0.70         | 115                          | 8 × 10  | G10           | 0.70         | 115                          |
|                   | 10 × 10 | H10           | 0.50         | 155                          | 10 × 10 | H10           | 0.50         | 155                          |
| 220               | 8 × 10  | G10           | 0.70         | 115                          | 10 × 10 | H10           | 0.50         | 155                          |
|                   | 10 × 10 | H10           | 0.50         | 155                          | —       | —             | —            | —                            |
| 330               | 10 × 10 | H10           | 0.50         | 155                          | —       | —             | —            | —                            |

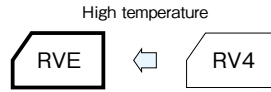
(Note) Rated ripple current : 135°C, 100kHz  
ESR : 20°C, 100kHz



Chip type 105°C Capacitors(height:4.5mm)

GREEN CAP SMD 105°C 1000hours Anti-cleaning solvent

- Compatible with surface mounting for 4.5mm height capacitors.
- Supplied with carrier taping.
- Guarantees 1000 hours 105°C.



Marking color : Black print

Specifications

| Item  | Performance  |                   |            |                 |                                     |                                  |  |                       |   |               |      |      |      |      |      |               |    |   |   |   |   |
|---|--|-------------------|------------|-----------------|-------------------------------------|----------------------------------|--|-----------------------|---|---------------|------|------|------|------|------|---------------|----|---|---|---|---|
| Category temperature range (°C)             | -40 to +105  |                   |            |                 |                                     |                                  |  |                       |   |               |      |      |      |      |      |               |    |   |   |   |   |
| Tolerance at rated capacitance (%)          | ±20 (20°C,120Hz)   |                   |            |                 |                                     |                                  |  |                       |   |               |      |      |      |      |      |               |    |   |   |   |   |
| Leakage current (μA) (max.)                 | 0.01CV or 3 whichever is larger (after 2 minutes) C : Rated capacitance (μF), V : Rated voltage (V) (20°C)   |                   |            |                 |                                     |                                  |  |                       |   |               |      |      |      |      |      |               |    |   |   |   |   |
| Tangent of loss angle (tanδ)                | <table border="1"> <tr> <td>Rated voltage (V)</td> <td>6.3</td> <td>10</td> <td>16</td> <td>25</td> <td>35</td> <td>50</td> </tr> <tr> <td>tanδ (max.)</td> <td>0.38</td> <td>0.32</td> <td>0.20</td> <td>0.16</td> <td>0.14</td> <td>0.14</td> </tr> </table> <p>(20°C,120Hz)</p>   | Rated voltage (V) | 6.3        | 10              | 16                                  | 25                               | 35   | 50                    | tanδ (max.)                                 | 0.38          | 0.32 | 0.20 | 0.16 | 0.14 | 0.14 |               |    |   |   |   |   |
| Rated voltage (V)                           | 6.3  | 10                | 16         | 25              | 35                                  | 50                               |  |                       |   |               |      |      |      |      |      |               |    |   |   |   |   |
| tanδ (max.)                                 | 0.38   | 0.32              | 0.20       | 0.16            | 0.14                                | 0.14                             |  |                       |   |               |      |      |      |      |      |               |    |   |   |   |   |
| Characteristics at high and low temperature | <table border="1"> <tr> <td>Rated voltage (V)</td> <td>6.3</td> <td>10</td> <td>16</td> <td>25</td> <td>35</td> <td>50</td> </tr> <tr> <td rowspan="2">Impedance ratio (max.)</td> <td>Z-25°C/Z+20°C</td> <td>4</td> <td>3</td> <td>2</td> <td>2</td> <td>2</td> </tr> <tr> <td>Z-40°C/Z+20°C</td> <td>10</td> <td>8</td> <td>6</td> <td>4</td> <td>3</td> </tr> </table> <p>(120Hz)</p> | Rated voltage (V) | 6.3        | 10              | 16                                  | 25                               | 35   | 50                    | Impedance ratio (max.)                      | Z-25°C/Z+20°C | 4    | 3    | 2    | 2    | 2    | Z-40°C/Z+20°C | 10 | 8 | 6 | 4 | 3 |
| Rated voltage (V)                           | 6.3  | 10                | 16         | 25              | 35                                  | 50                               |  |                       |   |               |      |      |      |      |      |               |    |   |   |   |   |
| Impedance ratio (max.)                      | Z-25°C/Z+20°C  | 4                 | 3          | 2               | 2                                   | 2                                |  |                       |   |               |      |      |      |      |      |               |    |   |   |   |   |
|   | Z-40°C/Z+20°C  | 10                | 8          | 6               | 4                                   | 3                                |  |                       |   |               |      |      |      |      |      |               |    |   |   |   |   |
| Endurance (105°C) (Applied ripple current)  | <table border="1"> <tr> <td>Test time</td> <td>1000 hours</td> </tr> <tr> <td>Leakage current</td> <td>The initial specified value or less</td> </tr> <tr> <td>Percentage of capacitance change</td> <td>Within ±20% of initial value (16VV or less:±25%)</td> </tr> <tr> <td>Tangent of loss angle</td> <td>300% or less of the initial specified value</td> </tr> </table>             | Test time         | 1000 hours | Leakage current | The initial specified value or less | Percentage of capacitance change | Within ±20% of initial value (16VV or less:±25%) | Tangent of loss angle | 300% or less of the initial specified value |               |      |      |      |      |      |               |    |   |   |   |   |
| Test time                                   | 1000 hours   |                   |            |                 |                                     |                                  |  |                       |   |               |      |      |      |      |      |               |    |   |   |   |   |
| Leakage current                             | The initial specified value or less  |                   |            |                 |                                     |                                  |  |                       |   |               |      |      |      |      |      |               |    |   |   |   |   |
| Percentage of capacitance change            | Within ±20% of initial value (16VV or less:±25%)   |                   |            |                 |                                     |                                  |  |                       |   |               |      |      |      |      |      |               |    |   |   |   |   |
| Tangent of loss angle                       | 300% or less of the initial specified value  |                   |            |                 |                                     |                                  |  |                       |   |               |      |      |      |      |      |               |    |   |   |   |   |
| Shelf life (105°C)                          | Test time : 500hours ; other items are same as the endurance. Voltage application treatment : According to JIS C5101-4 4.1   |                   |            |                 |                                     |                                  |  |                       |   |               |      |      |      |      |      |               |    |   |   |   |   |
| Applicable standards                        | JIS C5101-1, -18 (IEC 60384-1, -18)  |                   |            |                 |                                     |                                  |  |                       |   |               |      |      |      |      |      |               |    |   |   |   |   |

Outline Drawing

Unit : mm

| φD  | L                                     | A   | B   | C   | W          | P   | Casing symbol |
|-----|---------------------------------------|-----|-----|-----|------------|-----|---------------|
| 4   | 4.5 <sup>+0.1</sup> / <sub>-0.2</sub> | 4.3 | 4.3 | 2.0 | 0.5 to 0.8 | 1.0 | D46           |
| 5   | 4.5 <sup>+0.1</sup> / <sub>-0.2</sub> | 5.3 | 5.3 | 2.3 | 0.5 to 0.8 | 1.5 | E46           |
| 6.3 | 4.5 <sup>+0.1</sup> / <sub>-0.2</sub> | 6.6 | 6.6 | 2.7 | 0.5 to 0.8 | 2.0 | F46           |

Coefficient of Frequency for Rated Ripple Current

| Rated voltage (V) | Frequency (Hz) |      |      |            |
|-------------------|----------------|------|------|------------|
|                   | 50 · 60        | 120  | 1k   | 10k · 100k |
| 6.3 to 16         | 0.80           | 1    | 1.15 | 1.25       |
| 25 to 35          | 0.80           | 1    | 1.25 | 1.40       |
| 50                | 1 to 3.3μF     | 0.50 | 1    | 1.35       |
|                   | 4.7 or more    | 0.70 | 1    | 1.35       |

Part numbering system (example : 16V10μF)

|             |   |                      |   |                          |                              |               |   |               |
|-------------|---|----------------------|---|--------------------------|------------------------------|---------------|---|---------------|
| RVE         | — | 16                   | V | 100                      | M                            | D46           | U | □             |
| Series code |   | Rated voltage symbol |   | Rated capacitance symbol | Capacitance tolerance symbol | Casing symbol |   | Taping symbol |

- Soldering conditions are described on page 15.
- Land pattern size are described on page 13.
- The taping specifications are described on page 16.

Standard Ratings

| Rated capacitance (μF) | 6.3         |               |   | 10          |               |   | 16          |               |   | 25          |               |   | 35          |               |   | 50          |               |   |
|------------------------|-------------|---------------|---|-------------|---------------|---|-------------|---------------|---|-------------|---------------|---|-------------|---------------|---|-------------|---------------|---|
|                        | Case φD(mm) | Casing symbol | Rated ripple current (mA <sub>RMS</sub> ) | Case φD(mm) | Casing symbol | Rated ripple current (mA <sub>RMS</sub> ) | Case φD(mm) | Casing symbol | Rated ripple current (mA <sub>RMS</sub> ) | Case φD(mm) | Casing symbol | Rated ripple current (mA <sub>RMS</sub> ) | Case φD(mm) | Casing symbol | Rated ripple current (mA <sub>RMS</sub> ) | Case φD(mm) | Casing symbol | Rated ripple current (mA <sub>RMS</sub> ) |
| 1                      | —           | —             | —   | —           | —             | —   | —           | —             | —   | —           | —             | —   | —           | —             | —   | —           | —             | —   |
| 2.2                    | —           | —             | —   | —           | —             | —   | —           | —             | —   | —           | —             | —   | —           | —             | —   | 4           | D46           | 5.4                                       |
| 3.3                    | —           | —             | —   | —           | —             | —   | —           | —             | —   | —           | —             | —   | —           | —             | —   | 4           | D46           | 9.6                                       |
| 4.7                    | —           | —             | —   | —           | —             | —   | —           | —             | —   | —           | —             | —   | —           | —             | —   | 4           | D46           | 12  |
| 10                     | —           | —             | —   | —           | —             | —   | 4           | D46           | 16  | 5           | E46           | 20  | 5           | E46           | 22  | 6.3         | F46           | 26  |
| 22                     | 4           | D46           | 19  | 5           | E46           | 24  | 5           | E46           | 26  | 6.3         | F46           | 33  | 6.3         | F46           | 36  | —           | —             | —   |
| 33                     | 5           | E46           | 26  | 5           | E46           | 30  | 6.3         | F46           | 35  | 6.3         | F46           | 42  | —           | —             | —   | —           | —             | —   |
| 47                     | 5           | E46           | 32  | 6.3         | F46           | 40  | 6.3         | F46           | 44  | —           | —             | —   | —           | —             | —   | —           | —             | —   |
| 100                    | 6.3         | F46           | 52  | —           | —             | —   | —           | —             | —   | —           | —             | —   | —           | —             | —   | —           | —             | —   |

(Note) Rated ripple current : 105°C, 120Hz

## Chip Type 105°C Use, Long Life Bipolar Capacitors

GREEN CAP

SMD

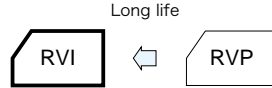
105°C  
2000hours

Anti-cleaning solvent

- Compatible with surface mounting.
- Supplied with carrier taping.
- Guarantees 2000 hours 105°C.



Marking color : Black print

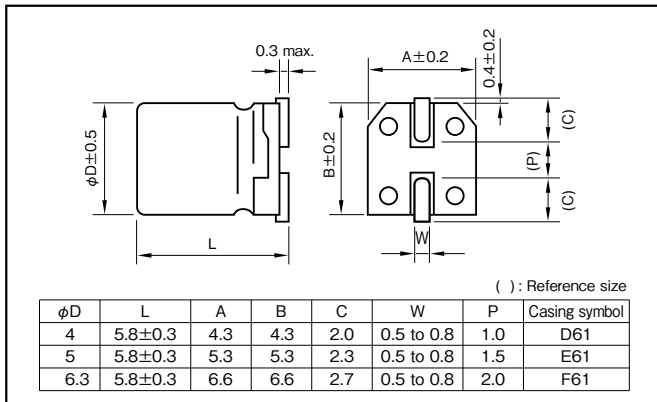


### Specifications

| Item  | Performance   |   |      |      |      |      |      |   |
|---|---|---|------|------|------|------|------|---|
| Category temperature range (°C)             | -40 to +105   |   |      |      |      |      |      |   |
| Tolerance at rated capacitance (%)          | ±20 (20°C, 120Hz)   |   |      |      |      |      |      |   |
| Leakage current (μA) (max.)                 | 0.01CV or 3 whichever is larger (after 2 minutes) C : Rated capacitance (μF), V : Rated voltage (V) (20°C)                  |   |      |      |      |      |      |   |
| Tangent of loss angle (tanδ)                | Rated voltage (V)   | 6.3   | 10   | 16   | 25   | 35   | 50   |   |
|   | tanδ (max.)   | 0.30  | 0.22 | 0.16 | 0.14 | 0.12 | 0.12 |   |
| Characteristics at high and low temperature | Rated voltage (V)   | 6.3   | 10   | 16   | 25   | 35   | 50   |   |
|   | Impedance ratio (max.)  | Z-25°C/Z+20°C   | 4    | 3    | 2    | 2    | 2    | 2 |
|   |   | Z-40°C/Z+20°C   | 8    | 6    | 4    | 4    | 3    | 3 |
| Endurance (105°C) (Applied ripple current)  | Test time   | 2000 hours (with the polarity inverted every 250 hours) |      |      |      |      |      |   |
|   | Leakage current   | The initial specified value or less                     |      |      |      |      |      |   |
|   | Percentage of capacitance change  | Within ±20% of initial value                            |      |      |      |      |      |   |
|   | Tangent of loss angle   | 200% or less of the initial specified value             |      |      |      |      |      |   |
| Shelf life (105°C)                          | Test time : 1000hours ; other items are same as the endurance. Voltage application treatment : According to JIS C5101-4 4.1 |   |      |      |      |      |      |   |
| Applicable standards                        | JIS C5101-1, -18 (IEC 60384-1, -18)   |   |      |      |      |      |      |   |

### Outline Drawing

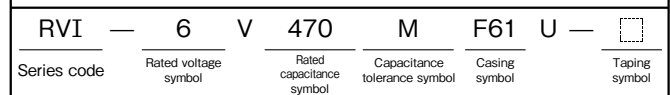
Unit : mm



### Coefficient of Frequency for Rated Ripple Current

| Rated voltage (V) | Frequency (Hz) |      |      |            |
|-------------------|----------------|------|------|------------|
|                   | 50 · 60        | 120  | 1k   | 10k · 100k |
| 6.3 to 16         | 0.80           | 1    | 1.15 | 1.25       |
| 25 to 35          | 0.80           | 1    | 1.25 | 1.40       |
| 50                | 1 to 3.3μF     | 0.50 | 1    | 1.35       |
|                   | 4.7μF          | 0.70 | 1    | 1.35       |

### Part numbering system (example : 6.3V47μF)



- Soldering conditions are described on page 15.
- Land pattern size are described on page 13.
- The taping specifications are described on page 16.

### Standard Ratings

| Rated capacitance (μF) | 6.3            |                              | 10             |                              | 16             |                              | 25             |                              | 35             |                              | 50             |                              |
|------------------------|----------------|------------------------------|----------------|------------------------------|----------------|------------------------------|----------------|------------------------------|----------------|------------------------------|----------------|------------------------------|
|                        | Case φD×L (mm) | Rated ripple current (mArms) | Case φD×L (mm) | Rated ripple current (mArms) | Case φD×L (mm) | Rated ripple current (mArms) | Case φD×L (mm) | Rated ripple current (mArms) | Case φD×L (mm) | Rated ripple current (mArms) | Case φD×L (mm) | Rated ripple current (mArms) |
| 1                      | -              | -                            | -              | -                            | -              | -                            | -              | -                            | -              | -                            | 4×5.8          | 10                           |
| 2.2                    | -              | -                            | -              | -                            | -              | -                            | -              | -                            | -              | 4×5.8                        | 10             | -                            |
| 3.3                    | -              | -                            | -              | -                            | -              | -                            | 4×5.8          | 12                           | -              | -                            | 5×5.8          | 17                           |
| 4.7                    | -              | -                            | -              | -                            | -              | -                            | 4×5.8          | 12                           | -              | -                            | 6.3×5.8        | 20                           |
| 10                     | -              | -                            | 4×5.8          | 20                           | 5×5.8          | 25                           | 6.3×5.8        | 28                           | -              | -                            | -              | -                            |
| 22                     | -              | -                            | -              | -                            | -              | -                            | 6.3×5.8        | 55                           | -              | -                            | -              | -                            |
| 33                     | -              | -                            | 6.3×5.8        | 41                           | -              | -                            | -              | -                            | -              | -                            | -              | -                            |
| 47                     | 6.3×5.8        | 45                           | -              | -                            | -              | -                            | -              | -                            | -              | -                            | -              | -                            |

(Note) Rated ripple current : 105°C, 120Hz

**For Vibration Resistance,  
Chip Type Aluminum Electrolytic Capacitors**



|            |     |                                 |          |
|------------|-----|---------------------------------|----------|
| Series RTZ | 30G | 105°C, Low Impedance            | …Page 92 |
| Series RTD | 30G | 105°C, Low Impedance, Long Life | …Page 94 |
| Series RTT | 30G | 125°C, Low ESR, Long Life       | …Page 96 |
| Series RTQ | 30G | 150°C, Low ESR, Long Life       | …Page 98 |

ALUMINUM

POLYMER  
HYBRID

CHIP  
ALUMINUM

MINIATURE  
ALUMINUM

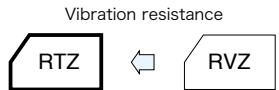
LARGE  
ALUMINUM

FOR AUDIO  
ALUMINUM

## Chip Type 105°C Use, Low Z, For Vibration Capacitors

GREEN CAP | SMD | Vibration Resistance | Low ESR | 105°C 5000hours | Anti-cleaning solvent

- Compatible with surface mounting.
- For Vibration resistance. (30G guaranteed)
- Supplied with carrier taping.
- Guaranteed 5000 hours at 105°C.  
(φ6.3 : 1000 hours, φ8, φ10 : 2000 hours)



Marking color : Black print

### Specifications

| Item  | Performance   |                   |   |                 |                                     |                                  |                              |                        |   |      |      |      |      |               |   |   |   |   |
|---|---|-------------------|---|-----------------|-------------------------------------|----------------------------------|------------------------------|------------------------|---|------|------|------|------|---------------|---|---|---|---|
| Category temperature range (°C)             | -55 to +105   |                   |   |                 |                                     |                                  |                              |                        |   |      |      |      |      |               |   |   |   |   |
| Tolerance at rated capacitance (%)          | ±20 (20°C,120Hz)  |                   |   |                 |                                     |                                  |                              |                        |   |      |      |      |      |               |   |   |   |   |
| Leakage current (µA) (max.)                 | 0.01CV or 3 whichever is larger (after 2 minutes) C : Rated capacitance (µF) , V : Rated voltage (V) (20°C)   |                   |   |                 |                                     |                                  |                              |                        |   |      |      |      |      |               |   |   |   |   |
| Tangent of loss angle (tanδ)                | <table border="1"> <tr> <td>Rated voltage (V)</td> <td>6.3</td> <td>10</td> <td>16</td> <td>25</td> <td>35</td> </tr> <tr> <td>tanδ (max.)</td> <td>0.28</td> <td>0.24</td> <td>0.20</td> <td>0.16</td> <td>0.14</td> </tr> </table> 0.02 is added to every 1000µF increase over 1000µF (20°C,120Hz)  | Rated voltage (V) | 6.3   | 10              | 16                                  | 25                               | 35                           | tanδ (max.)            | 0.28  | 0.24 | 0.20 | 0.16 | 0.14 |               |   |   |   |   |
| Rated voltage (V)                           | 6.3   | 10                | 16  | 25              | 35                                  |                                  |                              |                        |   |      |      |      |      |               |   |   |   |   |
| tanδ (max.)                                 | 0.28  | 0.24              | 0.20  | 0.16            | 0.14                                |                                  |                              |                        |   |      |      |      |      |               |   |   |   |   |
| Characteristics at high and low temperature | <table border="1"> <tr> <td>Rated voltage (V)</td> <td>6.3</td> <td>10</td> <td>16</td> <td>25</td> <td>35</td> </tr> <tr> <td rowspan="2">Impedance ratio (max.)</td> <td>Z-25°C/Z+20°C</td> <td>4</td> <td>3</td> <td>2</td> <td>2</td> </tr> <tr> <td>Z-55°C/Z+20°C</td> <td>8</td> <td>5</td> <td>4</td> <td>3</td> </tr> </table> (120Hz)  | Rated voltage (V) | 6.3   | 10              | 16                                  | 25                               | 35                           | Impedance ratio (max.) | Z-25°C/Z+20°C                               | 4    | 3    | 2    | 2    | Z-55°C/Z+20°C | 8 | 5 | 4 | 3 |
| Rated voltage (V)                           | 6.3   | 10                | 16  | 25              | 35                                  |                                  |                              |                        |   |      |      |      |      |               |   |   |   |   |
| Impedance ratio (max.)                      | Z-25°C/Z+20°C   | 4                 | 3   | 2               | 2                                   |                                  |                              |                        |   |      |      |      |      |               |   |   |   |   |
|   | Z-55°C/Z+20°C   | 8                 | 5   | 4               | 3                                   |                                  |                              |                        |   |      |      |      |      |               |   |   |   |   |
| Endurance (105°C) (Applied ripple current)  | <table border="1"> <tr> <td>Test time</td> <td>1000 hours (φ 6.3)<br/>2000 hours (φ 8, 10)<br/>5000 hours (φ 12.5 to 18)</td> </tr> <tr> <td>Leakage current</td> <td>The initial specified value or less</td> </tr> <tr> <td>Percentage of capacitance change</td> <td>Within ±25% of initial value</td> </tr> <tr> <td>Tangent of loss angle</td> <td>200% or less of the initial specified value</td> </tr> </table> | Test time         | 1000 hours (φ 6.3)<br>2000 hours (φ 8, 10)<br>5000 hours (φ 12.5 to 18) | Leakage current | The initial specified value or less | Percentage of capacitance change | Within ±25% of initial value | Tangent of loss angle  | 200% or less of the initial specified value |      |      |      |      |               |   |   |   |   |
| Test time                                   | 1000 hours (φ 6.3)<br>2000 hours (φ 8, 10)<br>5000 hours (φ 12.5 to 18)   |                   |   |                 |                                     |                                  |                              |                        |   |      |      |      |      |               |   |   |   |   |
| Leakage current                             | The initial specified value or less   |                   |   |                 |                                     |                                  |                              |                        |   |      |      |      |      |               |   |   |   |   |
| Percentage of capacitance change            | Within ±25% of initial value  |                   |   |                 |                                     |                                  |                              |                        |   |      |      |      |      |               |   |   |   |   |
| Tangent of loss angle                       | 200% or less of the initial specified value   |                   |   |                 |                                     |                                  |                              |                        |   |      |      |      |      |               |   |   |   |   |
| Shelf life (105°C)                          | Test time : 1000hours ; other items are same as the endurance. Voltage application treatment : According to JIS C5101-4 4.1   |                   |   |                 |                                     |                                  |                              |                        |   |      |      |      |      |               |   |   |   |   |
| Applicable standards                        | JIS C5101-1, -18 (IEC 60384-1, -18)   |                   |   |                 |                                     |                                  |                              |                        |   |      |      |      |      |               |   |   |   |   |

### Outline Drawing

Unit : mm

| φD   | L        | A    | B    | C   | W          | P   | M       | Casing symbol |
|------|----------|------|------|-----|------------|-----|---------|---------------|
| 6.3  | 5.8±0.3  | 6.6  | 6.6  | 2.7 | 0.5 to 0.8 | 2.0 | 0.4±0.2 | F61           |
| 8    | 7.7±0.3  | 6.6  | 6.6  | 2.7 | 0.5 to 0.8 | 2.0 | 0.4±0.2 | F80           |
| 10   | 10±0.5   | 8.4  | 8.4  | 3.0 | 0.7 to 1.1 | 3.1 | 0.4±0.2 | G10           |
| 12.5 | 10.5±0.5 | 8.4  | 8.4  | 3.0 | 0.7 to 1.1 | 3.1 | 0.4±0.2 | GA5           |
| 16   | 10±0.5   | 10.4 | 10.4 | 3.3 | 0.7 to 1.1 | 4.7 | 0.4±0.2 | H10           |
| 18   | 10.5±0.5 | 10.4 | 10.4 | 3.3 | 0.7 to 1.1 | 4.7 | 0.4±0.2 | HA5           |
| 21.5 | 13.5±0.5 | 13.0 | 13.0 | 4.9 | 1.0 to 1.4 | 4.6 | 0.7±0.3 | IE            |
| 25   | 16.5±0.5 | 17.0 | 17.0 | 5.6 | 1.0 to 1.4 | 7.2 | 0.7±0.3 | JH            |
| 35   | 21.5±0.5 | 17.0 | 17.0 | 5.6 | 1.0 to 1.4 | 7.2 | 0.7±0.3 | JM            |
| 50   | 16.5±0.5 | 19.0 | 19.0 | 6.6 | 1.0 to 1.4 | 7.2 | 0.7±0.3 | KH            |
| 63   | 21.5±0.5 | 19.0 | 19.0 | 6.6 | 1.0 to 1.4 | 7.2 | 0.7±0.3 | KM            |

( ) : Reference size

- Soldering conditions are described on page 15.
- Land pattern size are described on page 13.
- The taping specifications are described on page 16.

### Coefficient of Frequency for Rated Ripple Current

| Frequency (Hz)    | 120  | 1k   | 10k  | 100k |
|-------------------|------|------|------|------|
| Rated voltage (V) |      |      |      |      |
| 6.3 to 35         | 0.50 | 0.75 | 0.90 | 1    |

### Part numbering system

φ 6.3 (example : 6.3V220µF)

|             |   |                      |   |                          |                              |               |   |   |               |
|-------------|---|----------------------|---|--------------------------|------------------------------|---------------|---|---|---------------|
| RTZ         | — | 6                    | V | 221                      | M                            | F61           | U | — | □             |
| Series code |   | Rated voltage symbol |   | Rated capacitance symbol | Capacitance tolerance symbol | Casing symbol |   |   | Taping symbol |

φ 8, φ 10 (example : 6.3V1500µF)

|             |   |                      |   |                          |                              |               |    |   |               |
|-------------|---|----------------------|---|--------------------------|------------------------------|---------------|----|---|---------------|
| RTZ         | — | 6                    | V | 152                      | M                            | HA5           | SU | — | □             |
| Series code |   | Rated voltage symbol |   | Rated capacitance symbol | Capacitance tolerance symbol | Casing symbol |    |   | Taping symbol |

φ 12.5 or more (example : 6.3V220µF)

|             |   |                      |   |                          |                              |               |   |   |               |
|-------------|---|----------------------|---|--------------------------|------------------------------|---------------|---|---|---------------|
| RTZ         | — | 6                    | V | 222                      | M                            | IE            | T | — | □             |
| Series code |   | Rated voltage symbol |   | Rated capacitance symbol | Capacitance tolerance symbol | Casing symbol |   |   | Taping symbol |

If "Standard (terminal)" type is required, please see the series RVZ of page 72.

Standard Ratings


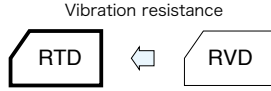
| Rated voltage (V) | Item      | 6.3                 |                  |                 |                                     | 10                  |                  |                 |                                     | 16                  |                  |                 |                                     | 25                  |                  |                 |                                     | 35                  |                  |                 |                                     |
|-------------------|-----------|---------------------|------------------|-----------------|-------------------------------------|---------------------|------------------|-----------------|-------------------------------------|---------------------|------------------|-----------------|-------------------------------------|---------------------|------------------|-----------------|-------------------------------------|---------------------|------------------|-----------------|-------------------------------------|
|                   |           | Case<br>φD × L (mm) | Casing<br>symbol | ESR<br>(Ω max.) | Rated ripple<br>current<br>(mA rms) | Case<br>φD × L (mm) | Casing<br>symbol | ESR<br>(Ω max.) | Rated ripple<br>current<br>(mA rms) | Case<br>φD × L (mm) | Casing<br>symbol | ESR<br>(Ω max.) | Rated ripple<br>current<br>(mA rms) | Case<br>φD × L (mm) | Casing<br>symbol | ESR<br>(Ω max.) | Rated ripple<br>current<br>(mA rms) | Case<br>φD × L (mm) | Casing<br>symbol | ESR<br>(Ω max.) | Rated ripple<br>current<br>(mA rms) |
| 33                | —         | —                   | —                | —               | —                                   | —                   | —                | —               | 6.3×5.8                             | F61                 | 0.44             | 230             | 6.3×5.8                             | F61                 | 0.44             | 230             | 6.3×5.8                             | F61                 | 0.44             | 230             |                                     |
| 47                | —         | —                   | —                | —               | 6.3×5.8                             | F61                 | 0.44             | 230             | 6.3×5.8                             | F61                 | 0.44             | 230             | 6.3×5.8                             | F61                 | 0.44             | 230             | 6.3×5.8                             | F61                 | 0.44             | 230             |                                     |
|                   |           |                     |                  |                 |                                     |                     |                  |                 |                                     |                     |                  |                 |                                     |                     |                  |                 | 6.3×7.7                             | F80                 | 0.34             | 280             |                                     |
| 68                | 6.3×5.8   | F61                 | 0.44             | 230             | 6.3×5.8                             | F61                 | 0.44             | 230             | 6.3×5.8                             | F61                 | 0.44             | 230             | 6.3×5.8                             | F61                 | 0.44             | 230             | 6.3×7.7                             | F80                 | 0.34             | 280             |                                     |
| 100               | 6.3×5.8   | F61                 | 0.44             | 230             | 6.3×5.8                             | F61                 | 0.44             | 230             | 6.3×5.8                             | F61                 | 0.44             | 230             | 6.3×7.7                             | F80                 | 0.34             | 280             | 8×10                                | G10                 | 0.20             | 450             |                                     |
|                   |           |                     |                  |                 |                                     |                     |                  |                 |                                     |                     |                  |                 |                                     |                     |                  |                 | 8×10.5                              | GA5                 | 0.17             | 450             |                                     |
| 150               | 6.3×5.8   | F61                 | 0.44             | 230             | 6.3×5.8                             | F61                 | 0.44             | 230             | 6.3×7.7                             | F80                 | 0.34             | 280             | 8×10                                | G10                 | 0.20             | 450             | 8×10.5                              | GA5                 | 0.17             | 450             |                                     |
|                   |           |                     |                  |                 |                                     |                     |                  |                 |                                     |                     |                  |                 | 8×10.5                              | GA5                 | 0.17             | 450             |                                     |                     |                  |                 |                                     |
| 220               | 6.3×5.8   | F61                 | 0.44             | 230             | 6.3×7.7                             | F80                 | 0.34             | 280             | 6.3×7.7                             | F80                 | 0.34             | 280             | 8×10.5                              | GA5                 | 0.17             | 450             | 8×10.5                              | GA5                 | 0.17             | 450             |                                     |
|                   | 6.3×7.7   | F80                 | 0.34             | 280             | 8×10                                | G10                 | 0.20             | 450             | 8×10                                | G10                 | 0.20             | 450             | 10×10                               | H10                 | 0.10             | 670             | 10×10                               | H10                 | 0.10             | 670             |                                     |
| 330               | 6.3×7.7   | F80                 | 0.34             | 280             | 8×10.5                              | GA5                 | 0.17             | 450             | 8×10.5                              | GA5                 | 0.17             | 450             | 8×10.5                              | GA5                 | 0.17             | 450             | 10×10.5                             | HA5                 | 0.090            | 670             |                                     |
|                   | 8×10      | G10                 | 0.20             | 450             | 10×10                               | H10                 | 0.10             | 670             | 10×10                               | H10                 | 0.10             | 670             | 10×10                               | H10                 | 0.10             | 670             |                                     |                     |                  |                 |                                     |
| 470               | 8×10.5    | GA5                 | 0.17             | 450             | 8×10.5                              | GA5                 | 0.17             | 450             | 8×10.5                              | GA5                 | 0.17             | 450             | 10×10.5                             | HA5                 | 0.090            | 670             | 12.5×13.5                           | IE                  | 0.060            | 1100            |                                     |
|                   | 10×10     | H10                 | 0.10             | 670             | 10×10                               | H10                 | 0.10             | 670             | 10×10                               | H10                 | 0.10             | 670             |                                     |                     |                  |                 | 16×16.5                             | JH                  | 0.046            | 1540            |                                     |
| 680               | 8×10.5    | GA5                 | 0.17             | 450             | 10×10.5                             | HA5                 | 0.090            | 670             | 10×10.5                             | HA5                 | 0.090            | 670             | 12.5×13.5                           | IE                  | 0.060            | 1100            | 12.5×13.5                           | IE                  | 0.060            | 1100            |                                     |
|                   |           |                     |                  |                 |                                     |                     |                  |                 |                                     |                     |                  |                 |                                     |                     |                  |                 | 16×16.5                             | JH                  | 0.046            | 1540            |                                     |
| 1000              | 8×10.5    | GA5                 | 0.17             | 450             | 10×10.5                             | HA5                 | 0.090            | 670             | 12.5×13.5                           | IE                  | 0.060            | 1100            | 12.5×13.5                           | IE                  | 0.060            | 1100            | 16×16.5                             | JH                  | 0.046            | 1540            |                                     |
|                   | 10×10     | H10                 | 0.10             | 670             |                                     |                     |                  |                 | 16×16.5                             | JH                  | 0.046            | 1540            | 16×16.5                             | JH                  | 0.046            | 1540            | 18×16.5                             | KH                  | 0.042            | 1760            |                                     |
| 1500              | 10×10.5   | HA5                 | 0.090            | 670             | 12.5×13.5                           | IE                  | 0.060            | 1100            | 12.5×13.5                           | IE                  | 0.060            | 1100            | 16×21.5                             | JM                  | 0.040            | 1840            | —                                   | —                   | —                | —               |                                     |
|                   |           |                     |                  |                 | 16×16.5                             | JH                  | 0.046            | 1540            | 16×16.5                             | JH                  | 0.046            | 1540            | 18×16.5                             | KH                  | 0.042            | 1760            |                                     |                     |                  |                 |                                     |
| 2200              | 12.5×13.5 | IE                  | 0.060            | 1100            | 12.5×13.5                           | IE                  | 0.060            | 1100            | 16×16.5                             | JH                  | 0.046            | 1540            | 16×21.5                             | JM                  | 0.040            | 1840            | 18×21.5                             | KM                  | 0.038            | 1960            |                                     |
|                   |           |                     |                  |                 | 16×16.5                             | JH                  | 0.046            | 1540            | 18×16.5                             | KH                  | 0.042            | 1760            | 18×16.5                             | KH                  | 0.042            | 1760            |                                     |                     |                  |                 |                                     |
| 3300              | 16×16.5   | JH                  | 0.046            | 1540            | 16×16.5                             | JH                  | 0.046            | 1540            | 16×21.5                             | JM                  | 0.040            | 1840            | 18×21.5                             | KM                  | 0.038            | 1960            | —                                   | —                   | —                | —               |                                     |
|                   |           |                     |                  |                 | 18×16.5                             | KH                  | 0.042            | 1760            | 18×16.5                             | KH                  | 0.042            | 1760            |                                     |                     |                  |                 |                                     |                     |                  |                 |                                     |
| 4700              | 16×21.5   | JM                  | 0.040            | 1840            | 16×21.5                             | JM                  | 0.040            | 1840            | 18×21.5                             | KM                  | 0.038            | 1960            | —                                   | —                   | —                | —               | —                                   | —                   | —                |                 |                                     |
|                   | 18×16.5   | KH                  | 0.042            | 1760            | 18×21.5                             | KM                  | 0.038            | 1960            |                                     |                     |                  |                 |                                     |                     |                  |                 |                                     |                     |                  |                 |                                     |
| 6800              | 18×21.5   | KM                  | 0.038            | 1960            | —                                   | —                   | —                | —               | —                                   | —                   | —                | —               | —                                   | —                   | —                | —               | —                                   | —                   | —                | —               |                                     |
| 8200              | 18×21.5   | KM                  | 0.038            | 1960            | —                                   | —                   | —                | —               | —                                   | —                   | —                | —               | —                                   | —                   | —                | —               | —                                   | —                   | —                | —               |                                     |

(Note) Rated ripple current : 105°C , 100kHz  
ESR : 20°C , 100kHz

## Chip Type 105°C Use, Low Z, Long Life, For Vibration Capacitors

|           |     |                      |         |                 |                       |
|-----------|-----|----------------------|---------|-----------------|-----------------------|
| GREEN CAP | SMD | Vibration Resistance | Low ESR | 105°C 5000hours | Anti-cleaning solvent |
|-----------|-----|----------------------|---------|-----------------|-----------------------|

- Compatible with surface mounting.
- For Vibration resistance. (30G guaranteed)
- Supplied with carrier taping.
- Guarantees 2000 hours at 105°C.  
(6.3 to 50V 10.0L : 5000 hours)  
(φ12.5x13.5L or more : 5000 hours)



Marking color : Black print

### Specifications

| Item  | Performance   |
|---|---|
| Category temperature range (°C)             | -55 to +105   |
| Tolerance at rated capacitance (%)          | ±20 (20°C, 120Hz)   |
| Leakage current (μA) (max.)                 | 0.01CV or 3 whichever is larger (after 2 minutes) C : Rated capacitance (μF), V : Rated voltage (V) (20°C)                  |
| Tangent of loss angle (tanδ)                | Rated voltage (V)   |
|   | tanδ (max.)   |
| Characteristics at high and low temperature | Rated voltage (V)   |
|   | Impedance ratio (max.)  |
|   | Z-25°C/Z+20°C   |
|   | Z-40°C/Z+20°C   |
| Endurance (105°C) (Applied ripple current)  | Test time   |
|   | Leakage current   |
|   | Percentage of capacitance change  |
|   | Tangent of loss angle   |
| Shelf life (105°C)                          | Test time : 1000hours ; other items are same as the endurance. Voltage application treatment : According to JIS C5101-4 4.1 |
| Applicable standards                        | JIS C5101-1, -18 (IEC 60384-1, -18)   |

### Outline Drawing

Unit : mm

| φD   | L        | A    | B    | C   | W          | P   | M       | Casing symbol |
|------|----------|------|------|-----|------------|-----|---------|---------------|
| 6.3  | 5.8±0.3  | 6.6  | 6.6  | 2.7 | 0.5 to 0.8 | 2.0 | 0.4±0.2 | F61           |
| 6.3  | 7.7±0.3  | 6.6  | 6.6  | 2.7 | 0.5 to 0.8 | 2.0 | 0.4±0.2 | F80           |
| 8    | 10±0.5   | 8.4  | 8.4  | 3.0 | 0.7 to 1.1 | 3.1 | 0.4±0.2 | G10           |
| 10   | 10±0.5   | 10.4 | 10.4 | 3.3 | 0.7 to 1.1 | 4.7 | 0.4±0.2 | H10           |
| 12.5 | 13.5±0.5 | 13.0 | 13.0 | 4.9 | 1.0 to 1.4 | 4.6 | 0.7±0.3 | IE            |
| 16   | 16.5±0.5 | 17.0 | 17.0 | 5.6 | 1.0 to 1.4 | 7.2 | 0.7±0.3 | JH            |
| 16   | 21.5±0.5 | 17.0 | 17.0 | 5.6 | 1.0 to 1.4 | 7.2 | 0.7±0.3 | JM            |
| 18   | 16.5±0.5 | 19.0 | 19.0 | 6.6 | 1.0 to 1.4 | 7.2 | 0.7±0.3 | KH            |
| 18   | 21.5±0.5 | 19.0 | 19.0 | 6.6 | 1.0 to 1.4 | 7.2 | 0.7±0.3 | KM            |

- Soldering conditions are described on page 15.
- Land pattern size are described on page 13.
- The taping specifications are described on page 16.

### Coefficient of Frequency for Rated Ripple Current

| Frequency (Hz)    | 50 - 60 | 120  | 1k   | 10k - 100k |
|-------------------|---------|------|------|------------|
| Rated voltage (V) |         |      |      |            |
| 6.3 to 100        | 0.50    | 0.50 | 0.75 | 1          |

### Part numbering system

φ 6.3 (example : 6.3V220μF)

RTD — 6 V 221 M F61 U — □

Series code    Rated voltage symbol    Rated capacitance symbol    Capacitance tolerance symbol    Casing symbol    Taping symbol

φ 8, φ 10 (example : 6.3V1500μF)

RTD — 6 V 152 M H10 SU — □

Series code    Rated voltage symbol    Rated capacitance symbol    Capacitance tolerance symbol    Casing symbol    Taping symbol

φ 12.5 or more (example : 6.3V2200μF)

RTD — 6 V 222 M IE T — □

Series code    Rated voltage symbol    Rated capacitance symbol    Capacitance tolerance symbol    Casing symbol    Taping symbol

If "Standard (terminal)" type is required, please see the series RVD of page 74.

Standard Ratings

| Rated voltage (V)<br>Rated capacitance (μF)<br>Item | 6.3                 |                  |                 |                                     | 10                  |                  |                 |                                     | 16                  |                  |                 |                                     | 25                  |                  |                 |                                     | 35                  |                  |                 |                                     |     |
|---|---------------------|------------------|-----------------|-------------------------------------|---------------------|------------------|-----------------|-------------------------------------|---------------------|------------------|-----------------|-------------------------------------|---------------------|------------------|-----------------|-------------------------------------|---------------------|------------------|-----------------|-------------------------------------|-----|
|   | Case<br>φD × L (mm) | Casing<br>symbol | ESR<br>(Ω max.) | Rated ripple<br>current<br>(mA rms) | Case<br>φD × L (mm) | Casing<br>symbol | ESR<br>(Ω max.) | Rated ripple<br>current<br>(mA rms) | Case<br>φD × L (mm) | Casing<br>symbol | ESR<br>(Ω max.) | Rated ripple<br>current<br>(mA rms) | Case<br>φD × L (mm) | Casing<br>symbol | ESR<br>(Ω max.) | Rated ripple<br>current<br>(mA rms) | Case<br>φD × L (mm) | Casing<br>symbol | ESR<br>(Ω max.) | Rated ripple<br>current<br>(mA rms) |     |
| 33  | —                   | —                | —               | —                                   | —                   | —                | —               | —                                   | —                   | —                | —               | —                                   | 6.3×5.8             | F61              | 0.36            | 250                                 | 6.3×5.8             | F61              | 0.36            | 250                                 |     |
| 47  | —                   | —                | —               | —                                   | —                   | —                | —               | —                                   | —                   | 6.3×5.8          | F61             | 0.36                                | 250                 | 6.3×5.8          | F61             | 0.36                                | 250                 | 6.3×5.8          | F61             | 0.36                                | 250 |
| 100   | —                   | —                | —               | —                                   | —                   | —                | —               | —                                   | —                   | 6.3×5.8          | F61             | 0.36                                | 250                 | 6.3×7.7          | F80             | 0.30                                | 300                 | 6.3×7.7          | F80             | 0.30                                | 300 |
| 220   | 6.3×5.8             | F61              | 0.36            | 250                                 | 6.3×7.7             | F80              | 0.30            | 300                                 | 6.3×7.7             | F80              | 0.30            | 300                                 | 8×10                | G10              | 0.16            | 600                                 | 8×10                | G10              | 0.16            | 600                                 |     |
| 330   | 6.3×7.7             | F80              | 0.30            | 300                                 | 8×10                | G10              | 0.16            | 600                                 | 8×10                | G10              | 0.16            | 600                                 | 8×10                | G10              | 0.16            | 600                                 | 10×10               | H10              | 0.090           | 850                                 |     |
| 470   | 8×10                | G10              | 0.16            | 600                                 | 8×10                | G10              | 0.16            | 600                                 | 8×10                | G10              | 0.16            | 600                                 | 10×10               | H10              | 0.090           | 850                                 | 12.5×13.5           | IE               | 0.054           | 1160                                |     |
| 680   | 8×10                | G10              | 0.16            | 600                                 | 10×10               | H10              | 0.090           | 850                                 | 10×10               | H10              | 0.090           | 850                                 | 12.5×13.5           | IE               | 0.054           | 1160                                | 12.5×13.5           | IE               | 0.054           | 1160                                |     |
| 1000  | 8×10                | G10              | 0.16            | 600                                 | 10×10               | H10              | 0.090           | 850                                 | 12.5×13.5           | IE               | 0.054           | 1160                                | 12.5×13.5           | IE               | 0.054           | 1160                                | 16×16.5             | JH               | 0.044           | 1620                                |     |
| 1500  | 10×10               | H10              | 0.090           | 850                                 | 12.5×13.5           | IE               | 0.054           | 1160                                | 12.5×13.5           | IE               | 0.054           | 1160                                | 16×16.5             | JH               | 0.044           | 1620                                | 18×16.5             | KH               | 0.040           | 1840                                |     |
| 2200  | 12.5×13.5           | IE               | 0.054           | 1160                                | 12.5×13.5           | IE               | 0.054           | 1160                                | 16×16.5             | JH               | 0.044           | 1620                                | 16×21.5             | JM               | 0.038           | 1920                                | 18×21.5             | KM               | 0.036           | 2080                                |     |
| 3300  | 16×16.5             | JH               | 0.044           | 1620                                | 16×16.5             | JH               | 0.044           | 1620                                | 18×16.5             | KH               | 0.040           | 1840                                | 18×16.5             | KH               | 0.040           | 1840                                | —                   | —                | —               | —                                   |     |
| 4700  | 18×16.5             | KH               | 0.040           | 1840                                | 18×21.5             | KM               | 0.036           | 2080                                | 18×21.5             | KM               | 0.036           | 2080                                | —                   | —                | —               | —                                   | —                   | —                | —               | —                                   |     |
| 6800  | 18×16.5             | KH               | 0.040           | 1840                                | —                   | —                | —               | —                                   | —                   | —                | —               | —                                   | —                   | —                | —               | —                                   | —                   | —                | —               | —                                   |     |
| 8200  | 18×21.5             | KM               | 0.036           | 2080                                | —                   | —                | —               | —                                   | —                   | —                | —               | —                                   | —                   | —                | —               | —                                   | —                   | —                | —               | —                                   |     |

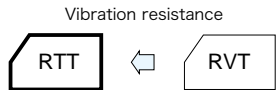
| Rated voltage (V)<br>Rated capacitance (μF)<br>Item | 50                  |                  |                 |                                     | 63                  |                  |                 |                                     | 80                  |                  |                 |                                     | 100                 |                  |                 |                                     |
|---|---------------------|------------------|-----------------|-------------------------------------|---------------------|------------------|-----------------|-------------------------------------|---------------------|------------------|-----------------|-------------------------------------|---------------------|------------------|-----------------|-------------------------------------|
|   | Case<br>φD × L (mm) | Casing<br>symbol | ESR<br>(Ω max.) | Rated ripple<br>current<br>(mA rms) | Case<br>φD × L (mm) | Casing<br>symbol | ESR<br>(Ω max.) | Rated ripple<br>current<br>(mA rms) | Case<br>φD × L (mm) | Casing<br>symbol | ESR<br>(Ω max.) | Rated ripple<br>current<br>(mA rms) | Case<br>φD × L (mm) | Casing<br>symbol | ESR<br>(Ω max.) | Rated ripple<br>current<br>(mA rms) |
| 10  | 6.3×5.8             | F61              | 0.86            | 170                                 | —                   | —                | —               | —                                   | —                   | —                | —               | —                                   | —                   | —                | —               | —                                   |
| 22  | 6.3×5.8             | F61              | 0.86            | 170                                 | —                   | —                | —               | —                                   | 8×10                | G10              | 0.90            | 130                                 | 8×10                | G10              | 1.30            | 130                                 |
| 33  | 6.3×7.7             | F80              | 0.66            | 195                                 | 8×10                | G10              | 0.65            | 250                                 | 8×10                | G10              | 0.90            | 130                                 | 10×10               | H10              | 0.70            | 200                                 |
| 47  | 6.3×7.7             | F80              | 0.66            | 195                                 | 8×10                | G10              | 0.65            | 250                                 | 10×10               | H10              | 0.50            | 200                                 | —                   | —                | —               | —                                   |
| 68  | —                   | —                | —               | —                                   | 8×10                | G10              | 0.65            | 250                                 | —                   | —                | —               | —                                   | —                   | —                | —               | —                                   |
| 100   | 8×10                | G10              | 0.32            | 350                                 | 10×10               | H10              | 0.35            | 400                                 | 12.5×13.5           | IE               | 0.18            | 550                                 | 16×16.5             | JH               | 0.17            | 700                                 |
| 220   | 10×10               | H10              | 0.18            | 700                                 | 12.5×13.5           | IE               | 0.16            | 600                                 | 16×16.5             | JH               | 0.16            | 720                                 | 18×16.5             | KH               | 0.15            | 800                                 |
| 330   | 12.5×13.5           | IE               | 0.12            | 900                                 | 16×16.5             | JH               | 0.14            | 800                                 | 18×16.5             | KH               | 0.13            | 830                                 | 18×21.5             | KM               | 0.13            | 940                                 |
| 470   | 16×16.5             | JH               | 0.080           | 1000                                | 18×16.5             | KH               | 0.12            | 900                                 | 18×21.5             | KM               | 0.11            | 1000                                | —                   | —                | —               | —                                   |
| 680   | 16×16.5             | JH               | 0.080           | 1000                                | 18×21.5             | KM               | 0.10            | 1050                                | —                   | —                | —               | —                                   | —                   | —                | —               | —                                   |
| 1000  | 18×16.5             | KH               | 0.076           | 1100                                | —                   | —                | —               | —                                   | —                   | —                | —               | —                                   | —                   | —                | —               | —                                   |

(Note) Rated ripple current : 105°C , 100kHz  
ESR : 20°C , 100kHz

## Chip Type 125°C Use, Low ESR, For Vibration Capacitors

GREEN CAP SMD Vibration Resistance Low ESR 125°C 2000hours Anti-cleaning solvent

- Compatible with surface mounting.
- For Vibration resistance. (30G guaranteed)
- Supplied with carrier taping.
- Guaranteed 5000 hours at 125°C.  
(φ6.3 : 1000 hours, φ8, φ10 : 2000 hours)



Marking color : Black print

### Specifications

| Item  | Performance   |                   |   |                 |                                     |                                  |                              |                       |   |     |                        |               |      |      |      |      |      |      |      |               |   |   |   |   |   |   |   |
|---|---|-------------------|---|-----------------|-------------------------------------|----------------------------------|------------------------------|-----------------------|---|-----|------------------------|---------------|------|------|------|------|------|------|------|---------------|---|---|---|---|---|---|---|
| Category temperature range (°C)             | -40 to +125   |                   |   |                 |                                     |                                  |                              |                       |   |     |                        |               |      |      |      |      |      |      |      |               |   |   |   |   |   |   |   |
| Tolerance at rated capacitance (%)          | ±20 (20°C, 120Hz)   |                   |   |                 |                                     |                                  |                              |                       |   |     |                        |               |      |      |      |      |      |      |      |               |   |   |   |   |   |   |   |
| Leakage current (μA) (max.)                 | 0.01CV or 3 whichever is larger (after 2 minutes) C : Rated capacitance (μF), V : Rated voltage (V) (20°C)  |                   |   |                 |                                     |                                  |                              |                       |   |     |                        |               |      |      |      |      |      |      |      |               |   |   |   |   |   |   |   |
| Tangent of loss angle (tanδ)                | <table border="1"> <tr> <td>Rated voltage (V)</td> <td>10</td> <td>16</td> <td>25</td> <td>35</td> <td>50</td> <td>63</td> <td>80</td> <td>100</td> </tr> <tr> <td>Tangent of loss angle</td> <td>0.24</td> <td>0.20</td> <td>0.16</td> <td>0.14</td> <td>0.14</td> <td>0.12</td> <td>0.12</td> <td>0.10</td> </tr> </table> <p>0.02 is added to every 1000μF increase over 1000μF (20°C, 120Hz)</p>  | Rated voltage (V) | 10  | 16              | 25                                  | 35                               | 50                           | 63                    | 80  | 100 | Tangent of loss angle  | 0.24          | 0.20 | 0.16 | 0.14 | 0.14 | 0.12 | 0.12 | 0.10 |               |   |   |   |   |   |   |   |
| Rated voltage (V)                           | 10  | 16                | 25  | 35              | 50                                  | 63                               | 80                           | 100                   |   |     |                        |               |      |      |      |      |      |      |      |               |   |   |   |   |   |   |   |
| Tangent of loss angle                       | 0.24  | 0.20              | 0.16  | 0.14            | 0.14                                | 0.12                             | 0.12                         | 0.10                  |   |     |                        |               |      |      |      |      |      |      |      |               |   |   |   |   |   |   |   |
| Characteristics at high and low temperature | <table border="1"> <tr> <td>Rated voltage (V)</td> <td>10</td> <td>16</td> <td>25</td> <td>35</td> <td>50</td> <td>63</td> <td>80</td> <td>100</td> </tr> <tr> <td rowspan="2">Impedance ratio (max.)</td> <td>Z-25°C/Z+20°C</td> <td>3</td> <td>2</td> <td>2</td> <td>2</td> <td>2</td> <td>2</td> <td>2</td> </tr> <tr> <td>Z-40°C/Z+20°C</td> <td>4</td> <td>3</td> <td>3</td> <td>3</td> <td>3</td> <td>3</td> <td>3</td> </tr> </table> <p>(120Hz)</p> | Rated voltage (V) | 10  | 16              | 25                                  | 35                               | 50                           | 63                    | 80  | 100 | Impedance ratio (max.) | Z-25°C/Z+20°C | 3    | 2    | 2    | 2    | 2    | 2    | 2    | Z-40°C/Z+20°C | 4 | 3 | 3 | 3 | 3 | 3 | 3 |
| Rated voltage (V)                           | 10  | 16                | 25  | 35              | 50                                  | 63                               | 80                           | 100                   |   |     |                        |               |      |      |      |      |      |      |      |               |   |   |   |   |   |   |   |
| Impedance ratio (max.)                      | Z-25°C/Z+20°C   | 3                 | 2   | 2               | 2                                   | 2                                | 2                            | 2                     |   |     |                        |               |      |      |      |      |      |      |      |               |   |   |   |   |   |   |   |
|   | Z-40°C/Z+20°C   | 4                 | 3   | 3               | 3                                   | 3                                | 3                            | 3                     |   |     |                        |               |      |      |      |      |      |      |      |               |   |   |   |   |   |   |   |
| Endurance (125°C) (Applied ripple current)  | <table border="1"> <tr> <td>Test time</td> <td>1000 hours (φ6.3)<br/>2000 hours (φ8, φ10)<br/>5000 hours (φ12.5 or more)</td> </tr> <tr> <td>Leakage current</td> <td>The initial specified value or less</td> </tr> <tr> <td>Percentage of capacitance change</td> <td>Within ±30% of initial value</td> </tr> <tr> <td>Tangent of loss angle</td> <td>300% or less of the initial specified value</td> </tr> </table>                                     | Test time         | 1000 hours (φ6.3)<br>2000 hours (φ8, φ10)<br>5000 hours (φ12.5 or more) | Leakage current | The initial specified value or less | Percentage of capacitance change | Within ±30% of initial value | Tangent of loss angle | 300% or less of the initial specified value |     |                        |               |      |      |      |      |      |      |      |               |   |   |   |   |   |   |   |
| Test time                                   | 1000 hours (φ6.3)<br>2000 hours (φ8, φ10)<br>5000 hours (φ12.5 or more)   |                   |   |                 |                                     |                                  |                              |                       |   |     |                        |               |      |      |      |      |      |      |      |               |   |   |   |   |   |   |   |
| Leakage current                             | The initial specified value or less   |                   |   |                 |                                     |                                  |                              |                       |   |     |                        |               |      |      |      |      |      |      |      |               |   |   |   |   |   |   |   |
| Percentage of capacitance change            | Within ±30% of initial value  |                   |   |                 |                                     |                                  |                              |                       |   |     |                        |               |      |      |      |      |      |      |      |               |   |   |   |   |   |   |   |
| Tangent of loss angle                       | 300% or less of the initial specified value   |                   |   |                 |                                     |                                  |                              |                       |   |     |                        |               |      |      |      |      |      |      |      |               |   |   |   |   |   |   |   |
| Shelf life (125°C)                          | Test time : 1000hours ; other items are same as the endurance. Voltage application treatment : According to JIS C5101-4 4.1   |                   |   |                 |                                     |                                  |                              |                       |   |     |                        |               |      |      |      |      |      |      |      |               |   |   |   |   |   |   |   |
| Applicable standards                        | JIS C5101-1, -18 (IEC 60384-1, -18)   |                   |   |                 |                                     |                                  |                              |                       |   |     |                        |               |      |      |      |      |      |      |      |               |   |   |   |   |   |   |   |

### Outline Drawing

Unit : mm

Inner vent (φ10 or more)

0.3 max.

A±0.2

M

φD±0.5

B±0.2

W

⊙ : Dummy terminal

( ) : Reference size

| φD   | L        | A    | B    | C   | W          | P   | M       | Casing symbol |
|------|----------|------|------|-----|------------|-----|---------|---------------|
| 6.3  | 5.8±0.3  | 6.6  | 6.6  | 2.7 | 0.5 to 0.8 | 2.0 | 0.4±0.2 | F61           |
| 6.3  | 7.7±0.3  | 6.6  | 6.6  | 2.7 | 0.5 to 0.8 | 2.0 | 0.4±0.2 | F80           |
| 8    | 10±0.5   | 8.4  | 8.4  | 3.0 | 0.7 to 1.1 | 3.1 | 0.4±0.2 | G10           |
| 10   | 10±0.5   | 10.4 | 10.4 | 3.3 | 0.7 to 1.1 | 4.7 | 0.4±0.2 | H10           |
| 12.5 | 13.5±0.5 | 13.0 | 13.0 | 4.9 | 1.0 to 1.4 | 4.6 | 0.7±0.3 | IE            |
| 16   | 16.5±0.5 | 17.0 | 17.0 | 5.6 | 1.0 to 1.4 | 7.2 | 0.7±0.3 | JH            |
| 16   | 21.5±0.5 | 17.0 | 17.0 | 5.6 | 1.0 to 1.4 | 7.2 | 0.7±0.3 | JM            |
| 18   | 16.5±0.5 | 19.0 | 19.0 | 6.6 | 1.0 to 1.4 | 7.2 | 0.7±0.3 | KH            |
| 18   | 21.5±0.5 | 19.0 | 19.0 | 6.6 | 1.0 to 1.4 | 7.2 | 0.7±0.3 | KM            |

- Soldering conditions are described on page 15.
- Land pattern size are described on page 13.
- The taping specifications are described on page 16.

### Coefficient of Frequency for Rated Ripple Current

| Frequency (Hz)    | 120  | 1k   | 10k  | 100k |
|-------------------|------|------|------|------|
| Rated voltage (V) |      |      |      |      |
| 10 to 100         | 0.77 | 0.88 | 0.96 | 1    |

### Part numbering system

φ 6.3 (10V220μF)

RTT — 10 V 221 M F80 U — □

Series code Rated voltage symbol Rated capacitance symbol Capacitance tolerance symbol Casing symbol Taping symbol

φ 8, φ 10 (example : 35V100μF)

RTT — 35 V 101 M H10 SU — □

Series code Rated voltage symbol Rated capacitance symbol Capacitance tolerance symbol Casing symbol Taping symbol

φ 12.5 or more (example : 35V1000μF)

RTT — 35 V 102 M KM T — □

Series code Rated voltage symbol Rated capacitance symbol Capacitance tolerance symbol Casing symbol Taping symbol

If "Standard (terminal)" type is required, please see the series RVT of page 80.



Standard Ratings

| Rated voltage (V) | Item      | 10                  |              |       |                               | 16                  |              |       |                               | 25                  |              |       |                               | 35                  |              |       |                               | 50                  |              |       |                               |
|-------------------|-----------|---------------------|--------------|-------|-------------------------------|---------------------|--------------|-------|-------------------------------|---------------------|--------------|-------|-------------------------------|---------------------|--------------|-------|-------------------------------|---------------------|--------------|-------|-------------------------------|
|                   |           | Case<br>φD × L (mm) | ESR (Ω max.) |       | Rated ripple current (mA rms) | Case<br>φD × L (mm) | ESR (Ω max.) |       | Rated ripple current (mA rms) | Case<br>φD × L (mm) | ESR (Ω max.) |       | Rated ripple current (mA rms) | Case<br>φD × L (mm) | ESR (Ω max.) |       | Rated ripple current (mA rms) | Case<br>φD × L (mm) | ESR (Ω max.) |       | Rated ripple current (mA rms) |
|                   |           |                     | 20°C         | -40°C |                               |                     | 20°C         | -40°C |                               |                     | 20°C         | -40°C |                               |                     | 20°C         | -40°C |                               |                     | 20°C         | -40°C |                               |
| 10                | -         | -                   | -            | -     | -                             | -                   | -            | -     | -                             | -                   | -            | -     | 6.3×5.8                       | 1.0                 | 15           | 114   | 6.3×5.8                       | 3.2                 | 48           | 58    |                               |
| 22                | -         | -                   | -            | -     | -                             | -                   | -            | -     | 6.3×5.8                       | 1.0                 | 15           | 114   | 6.3×5.8                       | 1.0                 | 15           | 114   | 6.3×7.7                       | 1.2                 | 18           | 95    |                               |
| 33                | -         | -                   | -            | -     | 6.3×5.8                       | 1.0                 | 15           | 114   | 6.3×5.8                       | 1.0                 | 15           | 114   | 6.3×7.7                       | 0.60                | 9.0          | 165   | 6.3×7.7                       | 1.2                 | 18           | 95    |                               |
| 47                | -         | -                   | -            | -     | 6.3×5.8                       | 1.0                 | 15           | 114   | 6.3×7.7                       | 0.60                | 9.0          | 165   | 6.3×7.7                       | 0.60                | 9.0          | 165   | 8×10                          | 0.50                | 7.5          | 180   |                               |
| 100               | -         | -                   | -            | -     | -                             | -                   | -            | -     | 6.3×7.7                       | 0.60                | 9.0          | 165   | 8×10                          | 0.20                | 2.0          | 340   | 10×10                         | 0.30                | 4.5          | 280   |                               |
| 220               | 6.3×7.7   | 0.60                | 9.0          | 165   | 8×10                          | 0.20                | 2.0          | 340   | 8×10                          | 0.20                | 2.0          | 340   | 8×10                          | 0.20                | 2.0          | 340   | 12.5×13.5                     | 0.18                | 2.7          | 550   |                               |
| 330               | 8×10      | 0.20                | 2.0          | 340   | 10×10                         | 0.15                | 1.5          | 500   | 10×10                         | 0.15                | 1.5          | 500   | 10×10                         | 0.15                | 1.5          | 500   | 12.5×13.5                     | 0.086               | 1.29         | 750   |                               |
| 470               | 10×10     | 0.15                | 1.5          | 500   | 12.5×13.5                     | 0.086               | 1.29         | 750   | 12.5×13.5                     | 0.086               | 1.29         | 750   | 16×16.5                       | 0.060               | 0.90         | 1000  | 16×16.5                       | 0.12                | 1.8          | 850   |                               |
| 680               | 12.5×13.5 | 0.086               | 1.29         | 750   | 12.5×13.5                     | 0.086               | 1.29         | 750   | 16×16.5                       | 0.060               | 0.90         | 1000  | 18×16.5                       | 0.050               | 0.75         | 1200  | -                             | -                   | -            | -     |                               |
| 1000              | 12.5×13.5 | 0.086               | 1.29         | 750   | 18×16.5                       | 0.050               | 0.75         | 1200  | 18×21.5                       | 0.042               | 0.63         | 1550  | 18×21.5                       | 0.042               | 0.63         | 1550  | -                             | -                   | -            | -     |                               |
| 2200              | 16×16.5   | 0.060               | 0.90         | 1000  | 18×16.5                       | 0.050               | 0.75         | 1200  | -                             | -                   | -            | -     | -                             | -                   | -            | -     | -                             | -                   | -            | -     |                               |
| 3300              | 18×16.5   | 0.050               | 0.75         | 1200  | 18×21.5                       | 0.042               | 0.63         | 1550  | -                             | -                   | -            | -     | -                             | -                   | -            | -     | -                             | -                   | -            | -     |                               |
| 4700              | 18×21.5   | 0.042               | 0.63         | 1550  | -                             | -                   | -            | -     | -                             | -                   | -            | -     | -                             | -                   | -            | -     | -                             | -                   | -            | -     |                               |

| Rated voltage (V) | Item      | 63                  |              |       |                               | 80                  |              |       |                               | 100                 |              |       |                               |
|-------------------|-----------|---------------------|--------------|-------|-------------------------------|---------------------|--------------|-------|-------------------------------|---------------------|--------------|-------|-------------------------------|
|                   |           | Case<br>φD × L (mm) | ESR (Ω max.) |       | Rated ripple current (mA rms) | Case<br>φD × L (mm) | ESR (Ω max.) |       | Rated ripple current (mA rms) | Case<br>φD × L (mm) | ESR (Ω max.) |       | Rated ripple current (mA rms) |
|                   |           |                     | 20°C         | -40°C |                               |                     | 20°C         | -40°C |                               |                     | 20°C         | -40°C |                               |
| 10                | -         | -                   | -            | -     | 8×10                          | 0.75                | 15           | 110   | 8×10                          | 0.75                | 15           | 110   |                               |
| 22                | 8×10      | 0.70                | 14           | 140   | 8×10                          | 0.75                | 15           | 110   | 8×10                          | 0.75                | 15           | 110   |                               |
| 33                | 8×10      | 0.70                | 14           | 140   | 10×10                         | 0.55                | 11           | 150   | 10×10                         | 0.55                | 11           | 150   |                               |
| 47                | 8×10      | 0.70                | 14           | 140   | 10×10                         | 0.55                | 11           | 150   | 10×10                         | 0.55                | 11           | 150   |                               |
| 100               | 12.5×13.5 | 0.25                | 3.75         | 400   | 16×16.5                       | 0.24                | 3.6          | 480   | 12.5×13.5                     | 0.32                | 4.8          | 300   |                               |
| 220               | 16×16.5   | 0.22                | 3.3          | 500   | 16×21.5                       | 0.18                | 2.7          | 600   | 16×16.5                       | 0.24                | 3.6          | 480   |                               |
| 330               | 16×16.5   | 0.22                | 3.3          | 500   | 18×21.5                       | 0.12                | 1.8          | 1000  | 18×21.5                       | 0.16                | 2.4          | 700   |                               |
| 470               | 16×21.5   | 0.16                | 2.4          | 650   | -                             | -                   | -            | -     | -                             | -                   | -            | -     |                               |

(Note) Rated ripple current : 125°C , 100kHz  
ESR : 100kHz

## Chip Type 150°C Use, Low ESR, For Vibration Capacitors

GREEN CAP

SMD

Vibration Resistance

Low ESR

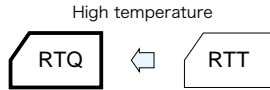
150°C 1000hours

Anti-cleaning solvent

- Compatible with surface mounting.
- For Vibration resistance. (30G guaranteed)
- Supplied with carrier taping.
- Guaranteed 1000 hours at 150°C.



Marking color : Black print

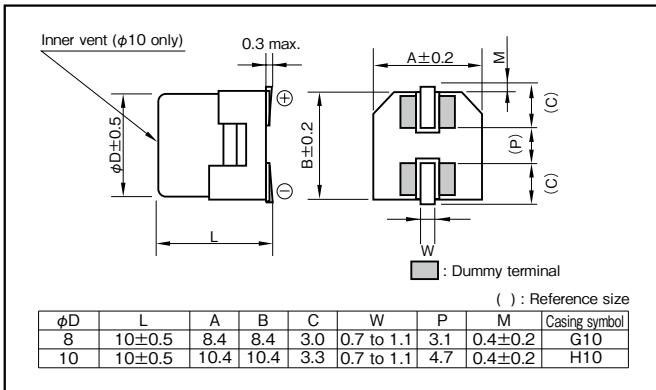


### Specifications

| Item   | Performance   |   |      |      |    |    |                        |               |      |      |      |   |               |   |   |   |   |
|--|---|---|------|------|----|----|------------------------|---------------|------|------|------|---|---------------|---|---|---|---|
| Category temperature range (°C)                                  | -40 to +150   |   |      |      |    |    |                        |               |      |      |      |   |               |   |   |   |   |
| Tolerance at rated capacitance (%)                               | ±20 (20°C, 120Hz)   |   |      |      |    |    |                        |               |      |      |      |   |               |   |   |   |   |
| Leakage current (μA) (max.)                                      | Less than 0.02CV or 3 whichever is larger (after 2 minutes) C : Rated capacitance (μF) , V : Rated voltage (V) (20°C)   |   |      |      |    |    |                        |               |      |      |      |   |               |   |   |   |   |
| Tangent of loss angle (tanδ)                                     | <table border="1"> <tr> <th>Rated voltage (V)</th> <td>10</td> <td>16</td> <td>25</td> <td>35</td> </tr> <tr> <th>tanδ (max.)</th> <td>0.26</td> <td>0.20</td> <td>0.16</td> <td>0.14</td> </tr> </table>   | Rated voltage (V)                           | 10   | 16   | 25 | 35 | tanδ (max.)            | 0.26          | 0.20 | 0.16 | 0.14 |   |               |   |   |   |   |
|  | Rated voltage (V)   | 10  | 16   | 25   | 35 |    |                        |               |      |      |      |   |               |   |   |   |   |
| tanδ (max.)  | 0.26  | 0.20  | 0.16 | 0.14 |    |    |                        |               |      |      |      |   |               |   |   |   |   |
| 0.02 is added to every 1000μF increase over 1000μF (20°C, 120Hz) |   |   |      |      |    |    |                        |               |      |      |      |   |               |   |   |   |   |
| Characteristics at high and low temperature                      | <table border="1"> <tr> <th>Rated voltage (V)</th> <td>10</td> <td>16</td> <td>25</td> <td>35</td> </tr> <tr> <th rowspan="2">Impedance ratio (max.)</th> <td>Z-25°C/Z+20°C</td> <td>3</td> <td>2</td> <td>2</td> <td>2</td> </tr> <tr> <td>Z-40°C/Z+20°C</td> <td>7</td> <td>5</td> <td>3</td> <td>3</td> </tr> </table> | Rated voltage (V)                           | 10   | 16   | 25 | 35 | Impedance ratio (max.) | Z-25°C/Z+20°C | 3    | 2    | 2    | 2 | Z-40°C/Z+20°C | 7 | 5 | 3 | 3 |
|  | Rated voltage (V)   | 10  | 16   | 25   | 35 |    |                        |               |      |      |      |   |               |   |   |   |   |
|  | Impedance ratio (max.)  | Z-25°C/Z+20°C                               | 3    | 2    | 2  | 2  |                        |               |      |      |      |   |               |   |   |   |   |
| Z-40°C/Z+20°C  |   | 7   | 5    | 3    | 3  |    |                        |               |      |      |      |   |               |   |   |   |   |
| (120Hz)  |   |   |      |      |    |    |                        |               |      |      |      |   |               |   |   |   |   |
| Endurance (150°C) (Applied ripple current)                       | Test time   | 1000 hours                                  |      |      |    |    |                        |               |      |      |      |   |               |   |   |   |   |
|  | Leakage current   | The initial specified value or less         |      |      |    |    |                        |               |      |      |      |   |               |   |   |   |   |
|  | Percentage of capacitance change  | Within ±30% of initial value                |      |      |    |    |                        |               |      |      |      |   |               |   |   |   |   |
|  | Tangent of loss angle   | 300% or less of the initial specified value |      |      |    |    |                        |               |      |      |      |   |               |   |   |   |   |
| Shelf life (150°C)   | Test time : 1000hours ; other items are same as the endurance. Voltage application treatment : According to JIS C5101-4 4.1   |   |      |      |    |    |                        |               |      |      |      |   |               |   |   |   |   |
| Applicable standards   | JIS C5101-1, -18 (IEC 60384-1, -18)   |   |      |      |    |    |                        |               |      |      |      |   |               |   |   |   |   |

### Outline Drawing

Unit : mm



- Soldering conditions are described on page 15.
- Land pattern size are described on page 13.
- The taping specifications are described on page 16.

### Coefficient of Frequency for Rated Ripple Current

| Frequency (Hz)    | 120  | 1k   | 10k  | 100k |
|-------------------|------|------|------|------|
| Rated voltage (V) |      |      |      |      |
| 10 to 35          | 0.77 | 0.88 | 0.96 | 1    |

### Part numbering system

φ10X10L (example : 35V100μF)

|             |   |                      |   |                          |                              |               |                   |   |   |               |
|-------------|---|----------------------|---|--------------------------|------------------------------|---------------|-------------------|---|---|---------------|
| RTQ         | — | 35                   | V | 101                      | M                            | H10           | U                 | Q | — | □             |
| Series code |   | Rated voltage symbol |   | Rated capacitance symbol | Capacitance tolerance symbol | Casing symbol | Additional symbol |   |   | Taping symbol |

### Standard Ratings

| Rated voltage (V)      | 10        |      |               |         | 16                   |      |               |         | 25                   |      |               |         |
|------------------------|-----------|------|---------------|---------|----------------------|------|---------------|---------|----------------------|------|---------------|---------|
|                        | Item      | Case | Casing symbol | ESR     | Rated ripple current | Case | Casing symbol | ESR     | Rated ripple current | Case | Casing symbol | ESR     |
| Rated capacitance (μF) | φD×L (mm) |      | (Ω max.)      | (mArms) | φD×L (mm)            |      | (Ω max.)      | (mArms) | φD×L (mm)            |      | (Ω max.)      | (mArms) |
| 47                     | —         | —    | —             | —       | 8 × 10               | G10  | 0.70          | 120     | 8 × 10               | G10  | 0.70          | 120     |
| 68                     | —         | —    | —             | —       | 8 × 10               | G10  | 0.70          | 120     | 8 × 10               | G10  | 0.70          | 120     |
| 100                    | 8 × 10    | G10  | 0.70          | 120     | 8 × 10               | G10  | 0.70          | 120     | 8 × 10               | G10  | 0.70          | 120     |
| 150                    | —         | —    | —             | —       | 10 × 10              | H10  | 0.40          | 160     | 10 × 10              | H10  | 0.40          | 160     |
| 220                    | 8 × 10    | G10  | 0.70          | 120     | 10 × 10              | H10  | 0.40          | 160     | 10 × 10              | H10  | 0.40          | 160     |
| 330                    | 10 × 10   | H10  | 0.40          | 160     | 10 × 10              | H10  | 0.40          | 160     | —                    | —    | —             | —       |
| 470                    | 10 × 10   | H10  | 0.40          | 160     | —                    | —    | —             | —       | —                    | —    | —             | —       |

| Rated voltage (V)      | 35        |               |          |                      |
|------------------------|-----------|---------------|----------|----------------------|
| Item                   | Case      | Casing symbol | ESR      | Rated ripple current |
| Rated capacitance (μF) | φD×L (mm) |               | (Ω max.) | (mArms)              |
| 33                     | 8 × 10    | G10           | 0.70     | 120                  |
| 47                     | 8 × 10    | G10           | 0.70     | 120                  |
| 68                     | 8 × 10    | G10           | 0.70     | 120                  |
| 100                    | 10 × 10   | H10           | 0.40     | 160                  |
| 150                    | 10 × 10   | H10           | 0.40     | 160                  |


(Note) Rated ripple current : 150°C, 100kHz ; ESR : 20°C, 100kHz

|  |                           |
|--|---------------------------|
| <p><b>Aluminum Electrolytic Capacitors</b></p>   | <p>ALUMINUM</p>           |
| <p>Conductive Polymer Hybrid Aluminum Electrolytic Capacitors<br/>Aluminum Electrolytic Capacitors With Conductive Polymer Solid Electrolyte</p> | <p>POLYMER HYBRID</p>     |
| <p>Chip Type Aluminum Electrolytic Capacitors</p>  | <p>CHIP ALUMINUM</p>      |
| <p><b>Miniature Type Aluminum Electrolytic Capacitors</b></p>  | <p>MINIATURE ALUMINUM</p> |
| <p>Large Capacitance Aluminum Electrolytic Capacitors</p>  | <p>LARGE ALUMINUM</p>     |
| <p>Aluminum Electrolytic Capacitors for Audio</p>  | <p>FOR AUDIO ALUMINUM</p> |

## 5mm L, Standard Capacitors

GREEN CAP

- Diameters from  $\phi 4$  to  $\phi 8$ mm and a height of 5mm.



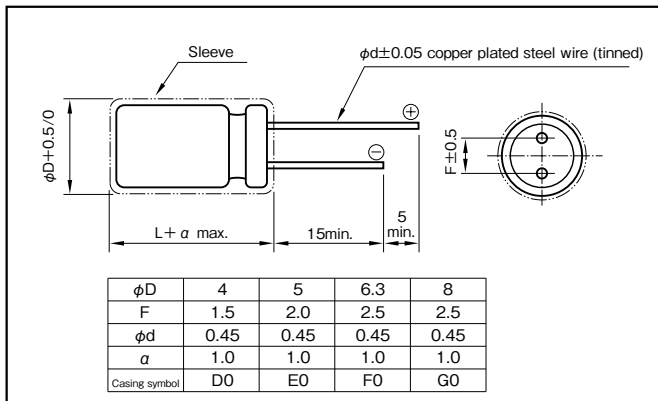
Marking color : White print on a blue sleeve

### Specifications

| Item  | Performance  |
|---|--|
| Category temperature range (°C)             | -40 to +85   |
| Tolerance at rated capacitance (%)          | ±20 (20°C, 120Hz)  |
| Leakage current (μA) (max.)                 | 0.01CV or 3 whichever is larger (after 2 minutes) C : Rated capacitance (μF); V : Rated voltage (V) (20°C) |
| Tangent of loss angle (tanδ)                | Rated voltage (V)  |
|   | tanδ (max.)  |
| Characteristics at high and low temperature | Rated voltage (V)  |
|   | Impedance ratio (max.)   |
|   | Test time  |
| Endurance (85°C) (Applied ripple current)   | Leakage current  |
|   | Percentage of capacitance change   |
|   | Tangent of the loss angle  |
|   | Shelf life (85°C)  |
| Applicable standards                        | JIS C5101-1, -4 (IEC 60384-1, -4)  |

### Outline Drawing

Unit : mm



### Coefficient of Frequency for Rated Ripple Current

| Rated voltage (V) | Frequency (Hz) |     |     |            |
|-------------------|----------------|-----|-----|------------|
|                   | 50 · 60        | 120 | 1k  | 10k · 100k |
| 4 to 16           | 0.8            | 1   | 1.1 | 1.2        |
| 25 to 35          | 0.8            | 1   | 1.5 | 1.7        |
| 50                | 0.8            | 1   | 1.6 | 1.9        |

### Part numbering system (example : 6.3V100μF)

|             |   |                      |   |                          |                              |               |   |                         |
|-------------|---|----------------------|---|--------------------------|------------------------------|---------------|---|-------------------------|
| RC3         | — | 6                    | V | 101                      | M                            | F0            | # | □                       |
| Series code |   | Rated voltage symbol |   | Rated capacitance symbol | Capacitance tolerance symbol | Casing symbol |   | Taping (Forming) symbol |

### Standard Ratings


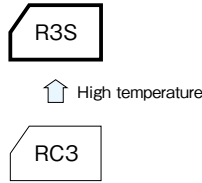
| Rated capacitance (μF) | 4     |                              | 6.3   |                              | 10    |                              | 16    |                              | 25    |                              | 35    |                              | 50    |                              |
|------------------------|-------|------------------------------|-------|------------------------------|-------|------------------------------|-------|------------------------------|-------|------------------------------|-------|------------------------------|-------|------------------------------|
|                        | Case  | Rated ripple current (mArms) | Case  | Rated ripple current (mArms) | Case  | Rated ripple current (mArms) | Case  | Rated ripple current (mArms) | Case  | Rated ripple current (mArms) | Case  | Rated ripple current (mArms) | Case  | Rated ripple current (mArms) |
| 1                      | —     | —                            | —     | —                            | —     | —                            | —     | —                            | —     | —                            | —     | —                            | 4×5   | 10                           |
| 2.2                    | —     | —                            | —     | —                            | —     | —                            | —     | —                            | —     | —                            | 4×5   | 14                           | 4×5   | 15                           |
| 3.3                    | —     | —                            | —     | —                            | —     | —                            | —     | —                            | 4×5   | 15                           | 4×5   | 17                           | 4×5   | 18                           |
| 4.7                    | —     | —                            | —     | —                            | —     | —                            | 4×5   | 17                           | 4×5   | 18                           | 4×5   | 20                           | 5×5   | 25                           |
| 10                     | —     | —                            | 4×5   | 20                           | 4×5   | 22                           | 4×5   | 25                           | 5×5   | 30                           | 5×5   | 30                           | 6.3×5 | 40                           |
| 22                     | 4×5   | 25                           | 4×5   | 30                           | 5×5   | 35                           | 5×5   | 40                           | 6.3×5 | 50                           | 6.3×5 | 55                           | 8×5   | 75                           |
| 33                     | 4×5   | 30                           | 5×5   | 40                           | 5×5   | 45                           | 6.3×5 | 60                           | 6.3×5 | 65                           | 8×5   | 80                           | 8×5   | 90                           |
| 47                     | 4×5   | 35                           | 5×5   | 50                           | 6.3×5 | 65                           | 6.3×5 | 70                           | 8×5   | 95                           | 8×5   | 100                          | —     | —                            |
| 100                    | 5×5   | 60                           | 6.3×5 | 85                           | 6.3×5 | 95                           | 8×5   | 125                          | 8×5   | 135                          | —     | —                            | —     | —                            |
| 220                    | 6.3×5 | 105                          | 8×5   | 145                          | 8×5   | 155                          | —     | —                            | —     | —                            | —     | —                            | —     | —                            |
| 330                    | 8×5   | 150                          | 8×5   | 175                          | —     | —                            | —     | —                            | —     | —                            | —     | —                            | —     | —                            |
| 470                    | 8×5   | 180                          | —     | —                            | —     | —                            | —     | —                            | —     | —                            | —     | —                            | —     | —                            |

(Note) Rated ripple current : 85°C, 120Hz.

5mm L, 105°C Use Capacitors

GREEN CAP 105°C 1000hours Anti-cleaning solvent

- Diameters from  $\phi 4$  to  $\phi 6.3$ mm and a height of 5mm.
- Guarantees 1000 hours at 105°C.

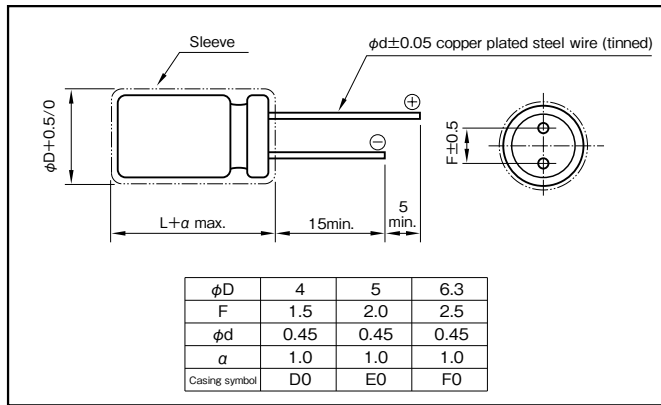


Marking color : White print on a black sleeve

Specifications

| Item  | Performance   |                   |            |                 |                                     |                                  |                              |                           |   |               |      |      |      |      |      |               |   |   |   |   |   |
|---|---|-------------------|------------|-----------------|-------------------------------------|----------------------------------|------------------------------|---------------------------|---|---------------|------|------|------|------|------|---------------|---|---|---|---|---|
| Category temperature range (°C)             | -55 to +105   |                   |            |                 |                                     |                                  |                              |                           |   |               |      |      |      |      |      |               |   |   |   |   |   |
| Tolerance at rated capacitance (%)          | ±20 (20°C, 120Hz)   |                   |            |                 |                                     |                                  |                              |                           |   |               |      |      |      |      |      |               |   |   |   |   |   |
| Leakage current (μA) (max.)                 | 0.01CV or 3 whichever is larger (after 2 minutes) C : Rated capacitance (μF); V : Rated voltage (V) (20°C)  |                   |            |                 |                                     |                                  |                              |                           |   |               |      |      |      |      |      |               |   |   |   |   |   |
| Tangent of loss angle (tanδ)                | <table border="1"> <thead> <tr> <th>Rated voltage (V)</th> <th>6.3</th> <th>10</th> <th>16</th> <th>25</th> <th>35</th> <th>50</th> </tr> </thead> <tbody> <tr> <td>tanδ (max.)</td> <td>0.28</td> <td>0.24</td> <td>0.20</td> <td>0.14</td> <td>0.12</td> <td>0.10</td> </tr> </tbody> </table> <p>(20°C, 120Hz)</p>   | Rated voltage (V) | 6.3        | 10              | 16                                  | 25                               | 35                           | 50                        | tanδ (max.)                                 | 0.28          | 0.24 | 0.20 | 0.14 | 0.12 | 0.10 |               |   |   |   |   |   |
| Rated voltage (V)                           | 6.3   | 10                | 16         | 25              | 35                                  | 50                               |                              |                           |   |               |      |      |      |      |      |               |   |   |   |   |   |
| tanδ (max.)                                 | 0.28  | 0.24              | 0.20       | 0.14            | 0.12                                | 0.10                             |                              |                           |   |               |      |      |      |      |      |               |   |   |   |   |   |
| Characteristics at high and low temperature | <table border="1"> <thead> <tr> <th>Rated voltage (V)</th> <th>6.3</th> <th>10</th> <th>16</th> <th>25</th> <th>35</th> <th>50</th> </tr> </thead> <tbody> <tr> <td rowspan="2">Impedance ratio (max.)</td> <td>Z-25°C/Z+20°C</td> <td>3</td> <td>3</td> <td>2</td> <td>2</td> <td>2</td> </tr> <tr> <td>Z-40°C/Z+20°C</td> <td>8</td> <td>5</td> <td>4</td> <td>3</td> <td>3</td> </tr> </tbody> </table> <p>(120Hz)</p> | Rated voltage (V) | 6.3        | 10              | 16                                  | 25                               | 35                           | 50                        | Impedance ratio (max.)                      | Z-25°C/Z+20°C | 3    | 3    | 2    | 2    | 2    | Z-40°C/Z+20°C | 8 | 5 | 4 | 3 | 3 |
| Rated voltage (V)                           | 6.3   | 10                | 16         | 25              | 35                                  | 50                               |                              |                           |   |               |      |      |      |      |      |               |   |   |   |   |   |
| Impedance ratio (max.)                      | Z-25°C/Z+20°C   | 3                 | 3          | 2               | 2                                   | 2                                |                              |                           |   |               |      |      |      |      |      |               |   |   |   |   |   |
|   | Z-40°C/Z+20°C   | 8                 | 5          | 4               | 3                                   | 3                                |                              |                           |   |               |      |      |      |      |      |               |   |   |   |   |   |
| Endurance (105°C) (Applied ripple current)  | <table border="1"> <tbody> <tr> <td>Test time</td> <td>1000 hours</td> </tr> <tr> <td>Leakage current</td> <td>The initial specified value or less</td> </tr> <tr> <td>Percentage of capacitance change</td> <td>Within ±20% of initial value</td> </tr> <tr> <td>Tangent of the loss angle</td> <td>200% or less of the initial specified value</td> </tr> </tbody> </table>   | Test time         | 1000 hours | Leakage current | The initial specified value or less | Percentage of capacitance change | Within ±20% of initial value | Tangent of the loss angle | 200% or less of the initial specified value |               |      |      |      |      |      |               |   |   |   |   |   |
| Test time                                   | 1000 hours  |                   |            |                 |                                     |                                  |                              |                           |   |               |      |      |      |      |      |               |   |   |   |   |   |
| Leakage current                             | The initial specified value or less   |                   |            |                 |                                     |                                  |                              |                           |   |               |      |      |      |      |      |               |   |   |   |   |   |
| Percentage of capacitance change            | Within ±20% of initial value  |                   |            |                 |                                     |                                  |                              |                           |   |               |      |      |      |      |      |               |   |   |   |   |   |
| Tangent of the loss angle                   | 200% or less of the initial specified value   |                   |            |                 |                                     |                                  |                              |                           |   |               |      |      |      |      |      |               |   |   |   |   |   |
| Shelf life (105°C)                          | Test time : 1000hours ; other items are same as the endurance. Voltage application treatment : According to JIS C5101-4 4.1   |                   |            |                 |                                     |                                  |                              |                           |   |               |      |      |      |      |      |               |   |   |   |   |   |
| Applicable standards                        | JIS C5101-1, -4 (IEC 60384-1, -4)   |                   |            |                 |                                     |                                  |                              |                           |   |               |      |      |      |      |      |               |   |   |   |   |   |

Outline Drawing



Coefficient of Frequency for Rated Ripple Current

| Frequency (Hz)    | 50 · 60 | 120  | 1k   | 10k · 100k |
|-------------------|---------|------|------|------------|
| Rated voltage (V) |         |      |      |            |
| 6.3 to 16         | 0.64    | 0.80 | 0.92 | 1          |
| 25 to 35          | 0.57    | 0.71 | 0.89 | 1          |
| 50                | 0.53    | 0.67 | 0.90 | 1          |

Part numbering system (example : 16V47μF)

|             |   |                      |   |                          |                              |               |   |   |                        |
|-------------|---|----------------------|---|--------------------------|------------------------------|---------------|---|---|------------------------|
| R3S         | — | 16                   | V | 470                      | M                            | F0            | # | — | □                      |
| Series code |   | Rated voltage symbol |   | Rated capacitance symbol | Capacitance tolerance symbol | Casing symbol |   |   | Taping(Forming) symbol |

Standard Ratings


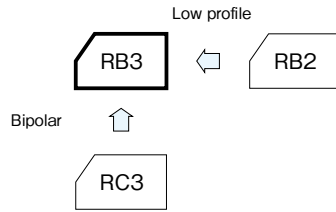
| Rated voltage (V)      | 6.3                    |                               | 10                     |                               | 16                     |                               | 25                     |                               | 35                     |                               | 50                     |                               |
|------------------------|------------------------|-------------------------------|------------------------|-------------------------------|------------------------|-------------------------------|------------------------|-------------------------------|------------------------|-------------------------------|------------------------|-------------------------------|
|                        | Case                   | Rated ripple current (mA rms) | Case                   | Rated ripple current (mA rms) | Case                   | Rated ripple current (mA rms) | Case                   | Rated ripple current (mA rms) | Case                   | Rated ripple current (mA rms) | Case                   | Rated ripple current (mA rms) |
| Rated capacitance (μF) | $\phi D \times L$ (mm) |                               | $\phi D \times L$ (mm) |                               | $\phi D \times L$ (mm) |                               | $\phi D \times L$ (mm) |                               | $\phi D \times L$ (mm) |                               | $\phi D \times L$ (mm) |                               |
| 1                      | —                      | —                             | —                      | —                             | —                      | —                             | —                      | —                             | —                      | —                             | 4×5                    | 11                            |
| 2.2                    | —                      | —                             | —                      | —                             | —                      | —                             | —                      | —                             | —                      | —                             | 4×5                    | 17                            |
| 3.3                    | —                      | —                             | —                      | —                             | —                      | —                             | —                      | —                             | 4×5                    | 17                            | 4×5                    | 20                            |
| 4.7                    | —                      | —                             | —                      | —                             | 4×5                    | 15                            | 4×5                    | 18                            | 4×5                    | 20                            | 5×5                    | 27                            |
| 10                     | —                      | —                             | 4×5                    | 20                            | 4×5                    | 23                            | 5×5                    | 31                            | 5×5                    | 34                            | 6.3×5                  | 45                            |
| 22                     | 4×5                    | 26                            | 5×5                    | 34                            | 5×5                    | 38                            | 6.3×5                  | 53                            | 6.3×5                  | 57                            | —                      | —                             |
| 33                     | 5×5                    | 33                            | 5×5                    | 43                            | 6.3×5                  | 56                            | 6.3×5                  | 66                            | —                      | —                             | —                      | —                             |
| 47                     | 5×5                    | 45                            | 6.3×5                  | 58                            | 6.3×5                  | 65                            | —                      | —                             | —                      | —                             | —                      | —                             |
| 100                    | 6.3×5                  | 78                            | —                      | —                             | —                      | —                             | —                      | —                             | —                      | —                             | —                      | —                             |

(Note) Rated ripple current : 105°C, 100kHz.

## 5mm L, Bipolar Capacitors

GREEN CAP

- Diameters from  $\phi 4$  to  $\phi 6.3$ mm and a height of 5mm.



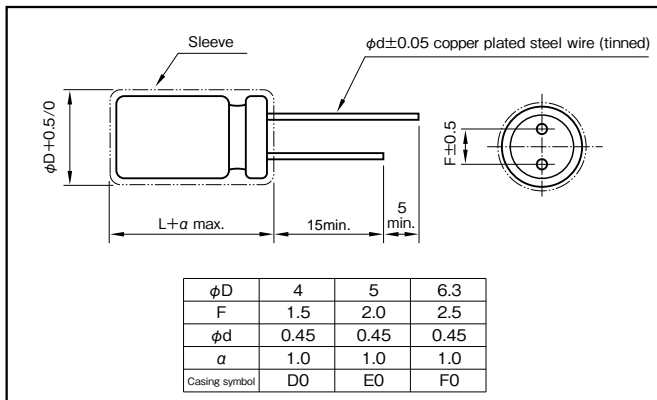
Marking color : White print on a blue sleeve

### Specifications

| Item                                  | Performance  |
|---------------------------------------|--|
| Category temperature range (°C)       | -40 to +85   |
| Tolerance at rated capacitance (%)    | $\pm 20$ (20°C, 120Hz)   |
| Leakage current ( $\mu A$ ) (max.)    | 0.03CV + 3 (after 5 minutes) C : Rated capacitance ( $\mu F$ ); V : Rated voltage (V) (20°C) |
| Tangent of loss angle (tan $\delta$ ) | Rated voltage (V)  |
|                                       | tan $\delta$ (max.)  |
| Endurance (85°C)                      | Test time  |
|                                       | Leakage current  |
|                                       | Percentage of capacitance change   |
|                                       | Tangent of the loss angle  |
| Applicable standards                  | JIS C5101-1, -4 (IEC 60384-1, -4)  |

### Outline Drawing

Unit : mm



### Coefficient of Frequency for Rated Ripple Current

| Rated voltage (V) | Frequency (Hz) |     |     |            |
|-------------------|----------------|-----|-----|------------|
|                   | 50 · 60        | 120 | 1k  | 10k · 100k |
| 6.3 to 16         | 0.8            | 1   | 1.1 | 1.2        |
| 25 to 35          | 0.8            | 1   | 1.5 | 1.7        |
| 50                | 0.8            | 1   | 1.6 | 1.9        |

### Part numbering system (example : 10V47 $\mu F$ )

|             |                      |                          |                              |               |                        |    |   |   |
|-------------|----------------------|--------------------------|------------------------------|---------------|------------------------|----|---|---|
| RB3         | —                    | 10                       | V                            | 470           | M                      | F0 | # | □ |
| Series code | Rated voltage symbol | Rated capacitance symbol | Capacitance tolerance symbol | Casing symbol | Taping(Forming) symbol |    |   |   |

### Standard Ratings


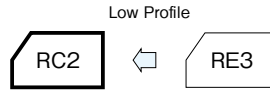
| Rated voltage (V) / Rated capacitance ( $\mu F$ ) | 6.3                         |   | 10                          |   | 16                          |   | 25                          |   | 35                          |   | 50                          |   |
|---|-----------------------------|---|-----------------------------|---|-----------------------------|---|-----------------------------|---|-----------------------------|---|-----------------------------|---|
|   | Case $\phi D \times L$ (mm) | Rated ripple current (mA <sub>rms</sub> ) | Case $\phi D \times L$ (mm) | Rated ripple current (mA <sub>rms</sub> ) | Case $\phi D \times L$ (mm) | Rated ripple current (mA <sub>rms</sub> ) | Case $\phi D \times L$ (mm) | Rated ripple current (mA <sub>rms</sub> ) | Case $\phi D \times L$ (mm) | Rated ripple current (mA <sub>rms</sub> ) | Case $\phi D \times L$ (mm) | Rated ripple current (mA <sub>rms</sub> ) |
| 0.33  | —                           | —   | —                           | —   | —                           | —   | —                           | —   | —                           | —   | 4×5                         | 4   |
| 0.47  | —                           | —   | —                           | —   | —                           | —   | —                           | —   | —                           | —   | 4×5                         | 5   |
| 1   | —                           | —   | —                           | —   | —                           | —   | —                           | —   | —                           | —   | 4×5                         | 7   |
| 2.2   | —                           | —   | —                           | —   | —                           | —   | —                           | —   | 4×5                         | 11  | 5×5                         | 14  |
| 3.3   | —                           | —   | —                           | —   | —                           | —   | 4×5                         | 13  | 5×5                         | 17  | 6.3×5                       | 20  |
| 4.7   | —                           | —   | —                           | —   | 4×5                         | 14  | 5×5                         | 21  | 6.3×5                       | 24  | 6.3×5                       | 24  |
| 10  | —                           | —   | 4×5                         | 18  | 5×5                         | 26  | 6.3×5                       | 35  | 6.3×5                       | 35  | —                           | —   |
| 22  | 5×5                         | 31  | 6.3×5                       | 40  | 6.3×5                       | 45  | —                           | —   | —                           | —   | —                           | —   |
| 33  | 6.3×5                       | 45  | 6.3×5                       | 49  | —                           | —   | —                           | —   | —                           | —   | —                           | —   |
| 47  | 6.3×5                       | 54  | 6.3×5                       | 59  | —                           | —   | —                           | —   | —                           | —   | —                           | —   |

(Note) Rated ripple current : 85°C, 120Hz.

7mm L, Standard Capacitors

GREEN CAP Anti-cleaning solvent

- Diameters from  $\phi 4$  to  $\phi 8$ mm and a height of 7mm.
- Guarantees 1000 hours at 85°C.



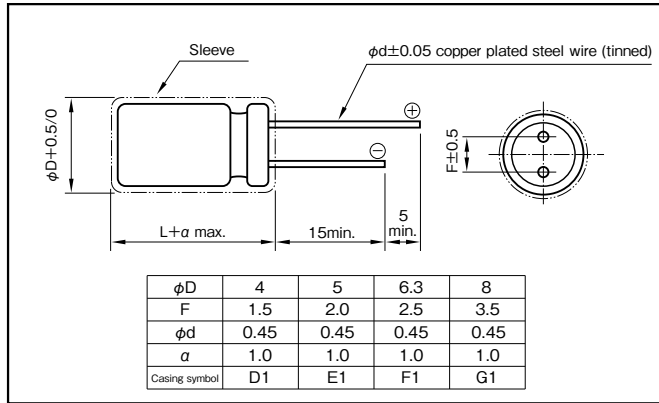
Marking color : White print on a blue sleeve

Specifications

| Item  | Performance   |                   |            |                 |                                     |                                  |                              |                           |   |    |     |                        |               |      |      |      |      |      |      |      |      |               |    |    |   |   |   |   |   |   |
|---|---|-------------------|------------|-----------------|-------------------------------------|----------------------------------|------------------------------|---------------------------|---|----|-----|------------------------|---------------|------|------|------|------|------|------|------|------|---------------|----|----|---|---|---|---|---|---|
| Category temperature range (°C)             | -40 to +85  |                   |            |                 |                                     |                                  |                              |                           |   |    |     |                        |               |      |      |      |      |      |      |      |      |               |    |    |   |   |   |   |   |   |
| Tolerance at rated capacitance (%)          | ±20 (20°C, 120Hz)   |                   |            |                 |                                     |                                  |                              |                           |   |    |     |                        |               |      |      |      |      |      |      |      |      |               |    |    |   |   |   |   |   |   |
| Leakage current (µA) (max.)                 | 0.01CV or 3 whichever is larger (after 2 minutes) C : Rated capacitance (µF); V : Rated voltage (V) (20°C)  |                   |            |                 |                                     |                                  |                              |                           |   |    |     |                        |               |      |      |      |      |      |      |      |      |               |    |    |   |   |   |   |   |   |
| Tangent of loss angle (tanδ)                | <table border="1"> <thead> <tr> <th>Rated voltage (V)</th> <th>4</th> <th>6.3</th> <th>10</th> <th>16</th> <th>25</th> <th>35</th> <th>50</th> <th>63</th> <th>100</th> </tr> </thead> <tbody> <tr> <td>tanδ (max.)</td> <td>0.35</td> <td>0.24</td> <td>0.20</td> <td>0.16</td> <td>0.14</td> <td>0.12</td> <td>0.10</td> <td>0.08</td> <td>0.08</td> </tr> </tbody> </table> <p>(20°C, 120Hz)</p>   | Rated voltage (V) | 4          | 6.3             | 10                                  | 16                               | 25                           | 35                        | 50  | 63 | 100 | tanδ (max.)            | 0.35          | 0.24 | 0.20 | 0.16 | 0.14 | 0.12 | 0.10 | 0.08 | 0.08 |               |    |    |   |   |   |   |   |   |
| Rated voltage (V)                           | 4   | 6.3               | 10         | 16              | 25                                  | 35                               | 50                           | 63                        | 100   |    |     |                        |               |      |      |      |      |      |      |      |      |               |    |    |   |   |   |   |   |   |
| tanδ (max.)                                 | 0.35  | 0.24              | 0.20       | 0.16            | 0.14                                | 0.12                             | 0.10                         | 0.08                      | 0.08  |    |     |                        |               |      |      |      |      |      |      |      |      |               |    |    |   |   |   |   |   |   |
| Characteristics at high and low temperature | <table border="1"> <thead> <tr> <th>Rated voltage (V)</th> <th>4</th> <th>6.3</th> <th>10</th> <th>16</th> <th>25</th> <th>35</th> <th>50</th> <th>63</th> <th>100</th> </tr> </thead> <tbody> <tr> <td rowspan="2">Impedance ratio (max.)</td> <td>Z-25°C/Z+20°C</td> <td>6</td> <td>4</td> <td>3</td> <td>2</td> <td>2</td> <td>2</td> <td>2</td> <td>2</td> </tr> <tr> <td>Z-40°C/Z+20°C</td> <td>16</td> <td>10</td> <td>8</td> <td>6</td> <td>4</td> <td>4</td> <td>4</td> <td>4</td> </tr> </tbody> </table> <p>(120Hz)</p> | Rated voltage (V) | 4          | 6.3             | 10                                  | 16                               | 25                           | 35                        | 50  | 63 | 100 | Impedance ratio (max.) | Z-25°C/Z+20°C | 6    | 4    | 3    | 2    | 2    | 2    | 2    | 2    | Z-40°C/Z+20°C | 16 | 10 | 8 | 6 | 4 | 4 | 4 | 4 |
| Rated voltage (V)                           | 4   | 6.3               | 10         | 16              | 25                                  | 35                               | 50                           | 63                        | 100   |    |     |                        |               |      |      |      |      |      |      |      |      |               |    |    |   |   |   |   |   |   |
| Impedance ratio (max.)                      | Z-25°C/Z+20°C   | 6                 | 4          | 3               | 2                                   | 2                                | 2                            | 2                         | 2   |    |     |                        |               |      |      |      |      |      |      |      |      |               |    |    |   |   |   |   |   |   |
|   | Z-40°C/Z+20°C   | 16                | 10         | 8               | 6                                   | 4                                | 4                            | 4                         | 4   |    |     |                        |               |      |      |      |      |      |      |      |      |               |    |    |   |   |   |   |   |   |
| Endurance (85°C) (Applied ripple current)   | <table border="1"> <tbody> <tr> <td>Test time</td> <td>1000 hours</td> </tr> <tr> <td>Leakage current</td> <td>The initial specified value or less</td> </tr> <tr> <td>Percentage of capacitance change</td> <td>Within ±20% of initial value</td> </tr> <tr> <td>Tangent of the loss angle</td> <td>200% or less of the initial specified value</td> </tr> </tbody> </table>   | Test time         | 1000 hours | Leakage current | The initial specified value or less | Percentage of capacitance change | Within ±20% of initial value | Tangent of the loss angle | 200% or less of the initial specified value |    |     |                        |               |      |      |      |      |      |      |      |      |               |    |    |   |   |   |   |   |   |
| Test time                                   | 1000 hours  |                   |            |                 |                                     |                                  |                              |                           |   |    |     |                        |               |      |      |      |      |      |      |      |      |               |    |    |   |   |   |   |   |   |
| Leakage current                             | The initial specified value or less   |                   |            |                 |                                     |                                  |                              |                           |   |    |     |                        |               |      |      |      |      |      |      |      |      |               |    |    |   |   |   |   |   |   |
| Percentage of capacitance change            | Within ±20% of initial value  |                   |            |                 |                                     |                                  |                              |                           |   |    |     |                        |               |      |      |      |      |      |      |      |      |               |    |    |   |   |   |   |   |   |
| Tangent of the loss angle                   | 200% or less of the initial specified value   |                   |            |                 |                                     |                                  |                              |                           |   |    |     |                        |               |      |      |      |      |      |      |      |      |               |    |    |   |   |   |   |   |   |
| Shelf life (85°C)                           | Test time : 1000hours ; other items are same as the endurance. Voltage application treatment : According to JIS C5101-4 4.1   |                   |            |                 |                                     |                                  |                              |                           |   |    |     |                        |               |      |      |      |      |      |      |      |      |               |    |    |   |   |   |   |   |   |
| Applicable standards                        | JIS C5101-1, -4 (IEC 60384-1, -4)   |                   |            |                 |                                     |                                  |                              |                           |   |    |     |                        |               |      |      |      |      |      |      |      |      |               |    |    |   |   |   |   |   |   |

Outline Drawing

Unit : mm



Coefficient of Frequency for Rated Ripple Current

| Frequency (Hz)    | 50 - 60 | 120 | 1k  | 10k - 100k |
|-------------------|---------|-----|-----|------------|
| Rated voltage (V) |         |     |     |            |
| 4 to 16           | 0.8     | 1   | 1.1 | 1.2        |
| 25 to 35          | 0.8     | 1   | 1.5 | 1.7        |
| 50 to 100         | 0.8     | 1   | 1.6 | 1.9        |

Part numbering system (example : 10V220µF)

|             |   |                      |   |                          |                              |               |                 |   |   |                       |
|-------------|---|----------------------|---|--------------------------|------------------------------|---------------|-----------------|---|---|-----------------------|
| RC2         | — | 10                   | V | 221                      | M                            | G1            | #               | □ | — | □                     |
| Series code |   | Rated voltage symbol |   | Rated capacitance symbol | Capacitance tolerance symbol | Casing symbol | Optional symbol |   |   | Taping/Forming symbol |

Standard Ratings

| Rated capacitance (µF) | 4     |   | 6.3   |   | 10    |   | 16    |   | 25    |   | 35    |   | 50    |   | 63    |   | 100   |   |
|------------------------|-------|---|-------|---|-------|---|-------|---|-------|---|-------|---|-------|---|-------|---|-------|---|
|                        | Case  | Rated ripple current (mA <sub>rms</sub> ) | Case  | Rated ripple current (mA <sub>rms</sub> ) | Case  | Rated ripple current (mA <sub>rms</sub> ) | Case  | Rated ripple current (mA <sub>rms</sub> ) | Case  | Rated ripple current (mA <sub>rms</sub> ) | Case  | Rated ripple current (mA <sub>rms</sub> ) | Case  | Rated ripple current (mA <sub>rms</sub> ) | Case  | Rated ripple current (mA <sub>rms</sub> ) | Case  | Rated ripple current (mA <sub>rms</sub> ) |
| 1                      | —     | —   | —     | —   | —     | —   | —     | —   | —     | —   | —     | —   | 4×7   | 10  | 4×7   | 10  | 4×7   | 12  |
| 2.2                    | —     | —   | —     | —   | —     | —   | —     | —   | —     | —   | —     | —   | 4×7   | 15  | 4×7   | 15  | 5×7   | 20  |
| 3.3                    | —     | —   | —     | —   | —     | —   | —     | —   | 4×7   | 15  | 4×7   | 15  | 4×7   | 20  | 4×7   | 23  | 6.3×7 | 30  |
| 4.7                    | —     | —   | —     | —   | —     | —   | —     | —   | 4×7   | 20  | 4×7   | 20  | 4×7   | 24  | 5×7   | 30  | 6.3×7 | 35  |
| 10                     | —     | —   | —     | —   | —     | —   | 4×7   | 25  | 4×7   | 30  | 4×7   | 30  | 5×7   | 40  | 6.3×7 | 50  | —     | —   |
| 22                     | —     | —   | 4×7   | 35  | 4×7   | 35  | 4×7   | 40  | 5×7   | 50  | 5×7   | 55  | 6.3×7 | 70  | —     | —   | —     | —   |
| 33                     | 4×7   | 35  | 4×7   | 40  | 4×7   | 45  | 5×7   | 55  | 6.3×7 | 70  | 6.3×7 | 75  | 8×7   | 100                                       | —     | —   | —     | —   |
| 47                     | 4×7   | 40  | 4×7   | 50  | 5×7   | 60  | 5×7   | 70  | 6.3×7 | 85  | 8×7   | 110                                       | —     | —   | —     | —   | —     | —   |
| 100                    | 5×7   | 70  | 5×7   | 80  | 6.3×7 | 105                                       | 6.3×7 | 120                                       | 8×7   | 145                                       | —     | —   | —     | —   | —     | —   | —     | —   |
| 220                    | 6.3×7 | 120                                       | 6.3×7 | 140                                       | 8×7   | 185                                       | 8×7   | 205                                       | —     | —   | —     | —   | —     | —   | —     | —   | —     | —   |
| 330                    | 8×7   | 170                                       | 8×7   | 205                                       | —     | —   | —     | —   | —     | —   | —     | —   | —     | —   | —     | —   | —     | —   |

(Note) Rated ripple current : 85°C, 120Hz.


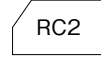
## 7mm L, 105°C Use Capacitors

GREEN CAP 105°C 1000hours Anti-cleaning solvent

- Diameters from  $\phi 4$  to  $\phi 6.3$ mm and a height of 7mm.
- Guarantees 1000 hours at 105°C.



High temperature



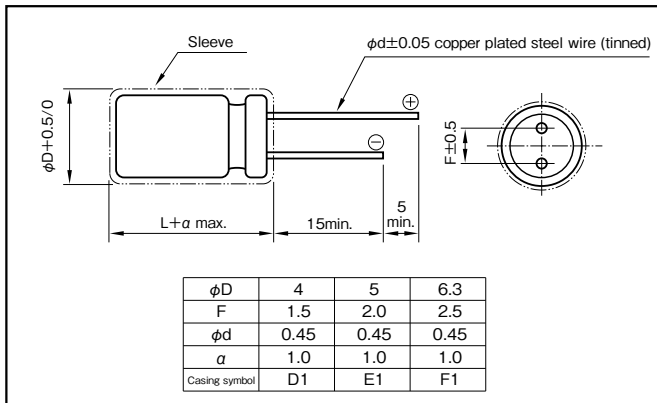
Marking color : White print on a black sleeve

### Specifications

| Item  | Performance   |                   |            |                 |                                     |                                  |                              |                           |   |               |      |      |      |      |      |               |   |   |   |   |   |
|---|---|-------------------|------------|-----------------|-------------------------------------|----------------------------------|------------------------------|---------------------------|---|---------------|------|------|------|------|------|---------------|---|---|---|---|---|
| Category temperature range (°C)             | -55 to +105   |                   |            |                 |                                     |                                  |                              |                           |   |               |      |      |      |      |      |               |   |   |   |   |   |
| Tolerance at rated capacitance (%)          | ±20 (20°C, 120Hz)   |                   |            |                 |                                     |                                  |                              |                           |   |               |      |      |      |      |      |               |   |   |   |   |   |
| Leakage current (μA) (max.)                 | 0.01CV or 3 whichever is larger (after 2 minutes) C : Rated capacitance (μF); V : Rated voltage (V) (20°C)  |                   |            |                 |                                     |                                  |                              |                           |   |               |      |      |      |      |      |               |   |   |   |   |   |
| Tangent of loss angle (tanδ)                | <table border="1"> <thead> <tr> <th>Rated voltage (V)</th> <th>6.3</th> <th>10</th> <th>16</th> <th>25</th> <th>35</th> <th>50</th> </tr> </thead> <tbody> <tr> <td>tanδ (max.)</td> <td>0.22</td> <td>0.19</td> <td>0.16</td> <td>0.14</td> <td>0.12</td> <td>0.10</td> </tr> </tbody> </table> <p>(20°C, 120Hz)</p>   | Rated voltage (V) | 6.3        | 10              | 16                                  | 25                               | 35                           | 50                        | tanδ (max.)                                 | 0.22          | 0.19 | 0.16 | 0.14 | 0.12 | 0.10 |               |   |   |   |   |   |
| Rated voltage (V)                           | 6.3   | 10                | 16         | 25              | 35                                  | 50                               |                              |                           |   |               |      |      |      |      |      |               |   |   |   |   |   |
| tanδ (max.)                                 | 0.22  | 0.19              | 0.16       | 0.14            | 0.12                                | 0.10                             |                              |                           |   |               |      |      |      |      |      |               |   |   |   |   |   |
| Characteristics at high and low temperature | <table border="1"> <thead> <tr> <th>Rated voltage (V)</th> <th>6.3</th> <th>10</th> <th>16</th> <th>25</th> <th>35</th> <th>50</th> </tr> </thead> <tbody> <tr> <td rowspan="2">Impedance ratio (max.)</td> <td>Z-25°C/Z+20°C</td> <td>3</td> <td>3</td> <td>2</td> <td>2</td> <td>2</td> </tr> <tr> <td>Z-40°C/Z+20°C</td> <td>8</td> <td>5</td> <td>4</td> <td>3</td> <td>3</td> </tr> </tbody> </table> <p>(120Hz)</p> | Rated voltage (V) | 6.3        | 10              | 16                                  | 25                               | 35                           | 50                        | Impedance ratio (max.)                      | Z-25°C/Z+20°C | 3    | 3    | 2    | 2    | 2    | Z-40°C/Z+20°C | 8 | 5 | 4 | 3 | 3 |
| Rated voltage (V)                           | 6.3   | 10                | 16         | 25              | 35                                  | 50                               |                              |                           |   |               |      |      |      |      |      |               |   |   |   |   |   |
| Impedance ratio (max.)                      | Z-25°C/Z+20°C   | 3                 | 3          | 2               | 2                                   | 2                                |                              |                           |   |               |      |      |      |      |      |               |   |   |   |   |   |
|   | Z-40°C/Z+20°C   | 8                 | 5          | 4               | 3                                   | 3                                |                              |                           |   |               |      |      |      |      |      |               |   |   |   |   |   |
| Endurance (105°C) (Applied ripple current)  | <table border="1"> <tbody> <tr> <td>Test time</td> <td>1000 hours</td> </tr> <tr> <td>Leakage current</td> <td>The initial specified value or less</td> </tr> <tr> <td>Percentage of capacitance change</td> <td>Within ±20% of initial value</td> </tr> <tr> <td>Tangent of the loss angle</td> <td>200% or less of the initial specified value</td> </tr> </tbody> </table>   | Test time         | 1000 hours | Leakage current | The initial specified value or less | Percentage of capacitance change | Within ±20% of initial value | Tangent of the loss angle | 200% or less of the initial specified value |               |      |      |      |      |      |               |   |   |   |   |   |
| Test time                                   | 1000 hours  |                   |            |                 |                                     |                                  |                              |                           |   |               |      |      |      |      |      |               |   |   |   |   |   |
| Leakage current                             | The initial specified value or less   |                   |            |                 |                                     |                                  |                              |                           |   |               |      |      |      |      |      |               |   |   |   |   |   |
| Percentage of capacitance change            | Within ±20% of initial value  |                   |            |                 |                                     |                                  |                              |                           |   |               |      |      |      |      |      |               |   |   |   |   |   |
| Tangent of the loss angle                   | 200% or less of the initial specified value   |                   |            |                 |                                     |                                  |                              |                           |   |               |      |      |      |      |      |               |   |   |   |   |   |
| Shelf life (105°C)                          | Test time : 1000hours ; other items are same as the endurance. Voltage application treatment : According to JIS C5101-4 4.1   |                   |            |                 |                                     |                                  |                              |                           |   |               |      |      |      |      |      |               |   |   |   |   |   |
| Applicable standards                        | JIS C5101-1, -4 (IEC 60384-1, -4)   |                   |            |                 |                                     |                                  |                              |                           |   |               |      |      |      |      |      |               |   |   |   |   |   |

### Outline Drawing

Unit : mm



### Coefficient of Frequency for Rated Ripple Current

| Frequency (Hz)    | 50 · 60 | 120  | 1k   | 10k · 100k |
|-------------------|---------|------|------|------------|
| Rated voltage (V) |         |      |      |            |
| 6.3 to 16         | 0.68    | 0.72 | 0.92 | 1          |
| 25 to 35          | 0.48    | 0.63 | 0.80 | 1          |
| 50                | 0.45    | 0.50 | 0.70 | 1          |

### Part numbering system (example : 25V33μF)

|             |   |                      |   |                          |                              |               |   |   |                        |
|-------------|---|----------------------|---|--------------------------|------------------------------|---------------|---|---|------------------------|
| R2S         | — | 25                   | V | 330                      | M                            | F1            | # | — | □                      |
| Series code |   | Rated voltage symbol |   | Rated capacitance symbol | Capacitance tolerance symbol | Casing symbol |   |   | Taping(Forming) symbol |

### Standard Ratings

| Rated voltage (V) | 6.3                         |   | 10                          |   | 16                          |   | 25                          |   | 35                          |   | 50                          |   |
|-------------------|-----------------------------|---|-----------------------------|---|-----------------------------|---|-----------------------------|---|-----------------------------|---|-----------------------------|---|
|                   | Case $\phi D \times L$ (mm) | Rated ripple current (mA <sub>rms</sub> ) | Case $\phi D \times L$ (mm) | Rated ripple current (mA <sub>rms</sub> ) | Case $\phi D \times L$ (mm) | Rated ripple current (mA <sub>rms</sub> ) | Case $\phi D \times L$ (mm) | Rated ripple current (mA <sub>rms</sub> ) | Case $\phi D \times L$ (mm) | Rated ripple current (mA <sub>rms</sub> ) | Case $\phi D \times L$ (mm) | Rated ripple current (mA <sub>rms</sub> ) |
| 1                 | —                           | —   | —                           | —   | —                           | —   | —                           | —   | —                           | —   | 4 × 7                       | 16  |
| 2.2               | —                           | —   | —                           | —   | —                           | —   | —                           | —   | —                           | —   | 4 × 7                       | 25  |
| 3.3               | —                           | —   | —                           | —   | —                           | —   | 4 × 7                       | 21  | 4 × 7                       | 23  | 4 × 7                       | 28  |
| 4.7               | —                           | —   | —                           | —   | —                           | —   | 4 × 7                       | 25  | 4 × 7                       | 25  | 5 × 7                       | 48  |
| 10                | —                           | —   | —                           | —   | 4 × 7                       | 39  | 5 × 7                       | 47  | 5 × 7                       | 48  | 6.3 × 7                     | 75  |
| 22                | 4 × 7                       | 42  | 4 × 7                       | 49  | 5 × 7                       | 54  | 6.3 × 7                     | 87  | 6.3 × 7                     | 90  | —                           | —   |
| 33                | 5 × 7                       | 53  | 5 × 7                       | 60  | 6.3 × 7                     | 83  | 6.3 × 7                     | 90  | —                           | —   | —                           | —   |
| 47                | 5 × 7                       | 64  | 6.3 × 7                     | 95  | 6.3 × 7                     | 95  | —                           | —   | —                           | —   | —                           | —   |
| 100               | 6.3 × 7                     | 96  | —                           | —   | —                           | —   | —                           | —   | —                           | —   | —                           | —   |


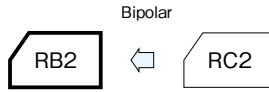
(Note) Rated ripple current : 105°C, 100kHz.



7mm L, Bipolar Capacitors

GREEN CAP Anti-cleaning solvent

• Diameters from  $\phi 4$  to  $\phi 6.3$ mm and a height of 7mm.



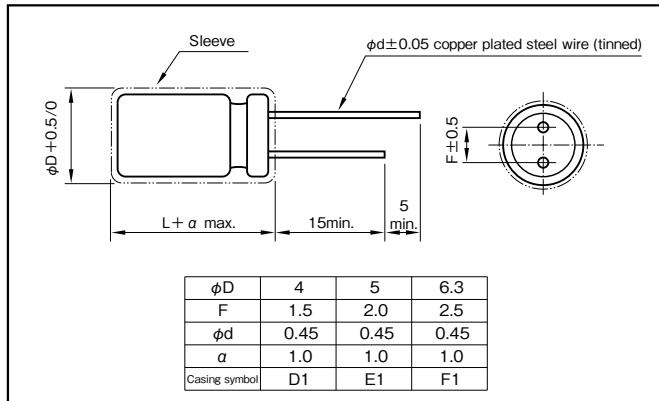
Marking color : White print on a blue sleeve

Specifications

| Item                               | Performance  |                   |   |                 |                                     |                                  |                              |                           |   |      |      |      |      |      |      |
|------------------------------------|--|-------------------|---|-----------------|-------------------------------------|----------------------------------|------------------------------|---------------------------|---|------|------|------|------|------|------|
| Category temperature range (°C)    | -40 to +85   |                   |   |                 |                                     |                                  |                              |                           |   |      |      |      |      |      |      |
| Tolerance at rated capacitance (%) | ±20 (20°C, 120Hz)  |                   |   |                 |                                     |                                  |                              |                           |   |      |      |      |      |      |      |
| Leakage current (μA) (max.)        | 0.03CV + 3 (after 5 minutes) C : Rated capacitance (μF) ; V : Rated voltage (V) (20°C)   |                   |   |                 |                                     |                                  |                              |                           |   |      |      |      |      |      |      |
| Tangent of loss angle (tanδ)       | <table border="1"> <thead> <tr> <th>Rated voltage (V)</th> <th>6.3</th> <th>10</th> <th>16</th> <th>25</th> <th>35</th> <th>50</th> </tr> </thead> <tbody> <tr> <td>tanδ (max.)</td> <td>0.30</td> <td>0.25</td> <td>0.20</td> <td>0.15</td> <td>0.15</td> <td>0.15</td> </tr> </tbody> </table> <p>(20°C, 120Hz)</p>  | Rated voltage (V) | 6.3   | 10              | 16                                  | 25                               | 35                           | 50                        | tanδ (max.)                                 | 0.30 | 0.25 | 0.20 | 0.15 | 0.15 | 0.15 |
| Rated voltage (V)                  | 6.3  | 10                | 16  | 25              | 35                                  | 50                               |                              |                           |   |      |      |      |      |      |      |
| tanδ (max.)                        | 0.30   | 0.25              | 0.20  | 0.15            | 0.15                                | 0.15                             |                              |                           |   |      |      |      |      |      |      |
| Endurance (85°C)                   | <table border="1"> <tbody> <tr> <td>Test time</td> <td>1000 hours (with the polarity inverted every 250 hours)</td> </tr> <tr> <td>Leakage current</td> <td>The initial specified value or less</td> </tr> <tr> <td>Percentage of capacitance change</td> <td>Within ±20% of initial value</td> </tr> <tr> <td>Tangent of the loss angle</td> <td>200% or less of the initial specified value</td> </tr> </tbody> </table> | Test time         | 1000 hours (with the polarity inverted every 250 hours) | Leakage current | The initial specified value or less | Percentage of capacitance change | Within ±20% of initial value | Tangent of the loss angle | 200% or less of the initial specified value |      |      |      |      |      |      |
| Test time                          | 1000 hours (with the polarity inverted every 250 hours)  |                   |   |                 |                                     |                                  |                              |                           |   |      |      |      |      |      |      |
| Leakage current                    | The initial specified value or less  |                   |   |                 |                                     |                                  |                              |                           |   |      |      |      |      |      |      |
| Percentage of capacitance change   | Within ±20% of initial value   |                   |   |                 |                                     |                                  |                              |                           |   |      |      |      |      |      |      |
| Tangent of the loss angle          | 200% or less of the initial specified value  |                   |   |                 |                                     |                                  |                              |                           |   |      |      |      |      |      |      |
| Applicable standards               | JIS C5101-1, -4 (IEC 60384-1, -4)  |                   |   |                 |                                     |                                  |                              |                           |   |      |      |      |      |      |      |

Outline Drawing

Unit : mm



Coefficient of Frequency for Rated Ripple Current

| Frequency (Hz)    | 50 - 60 | 120 | 1k  | 10k - 100k |
|-------------------|---------|-----|-----|------------|
| Rated voltage (V) |         |     |     |            |
| 6.3 to 16         | 0.8     | 1   | 1.1 | 1.2        |
| 25 to 35          | 0.8     | 1   | 1.5 | 1.7        |
| 50                | 0.8     | 1   | 1.6 | 1.9        |

Part numbering system (example: 16V47μF)

|             |   |                      |   |                          |                              |               |   |   |                        |
|-------------|---|----------------------|---|--------------------------|------------------------------|---------------|---|---|------------------------|
| RB2         | — | 16                   | V | 470                      | M                            | F1            | # | — | □                      |
| Series code |   | Rated voltage symbol |   | Rated capacitance symbol | Capacitance tolerance symbol | Casing symbol |   |   | Taping(Forming) symbol |

Standard Ratings

| Rated capacitance (μF) | 6.3              |                              | 10               |                              | 16               |                              | 25               |                              | 35               |                              | 50               |                              |
|------------------------|------------------|------------------------------|------------------|------------------------------|------------------|------------------------------|------------------|------------------------------|------------------|------------------------------|------------------|------------------------------|
|                        | Case φD × L (mm) | Rated ripple current (mAmps) | Case φD × L (mm) | Rated ripple current (mAmps) | Case φD × L (mm) | Rated ripple current (mAmps) | Case φD × L (mm) | Rated ripple current (mAmps) | Case φD × L (mm) | Rated ripple current (mAmps) | Case φD × L (mm) | Rated ripple current (mAmps) |
| 0.33                   | —                | —                            | —                | —                            | —                | —                            | —                | —                            | —                | —                            | 4×7              | 5                            |
| 0.47                   | —                | —                            | —                | —                            | —                | —                            | —                | —                            | —                | —                            | 4×7              | 6                            |
| 1                      | —                | —                            | —                | —                            | —                | —                            | —                | —                            | —                | —                            | 4×7              | 9                            |
| 2.2                    | —                | —                            | —                | —                            | —                | —                            | —                | —                            | 4×7              | 14                           | 5×7              | 16                           |
| 3.3                    | —                | —                            | —                | —                            | —                | —                            | 4×7              | 17                           | 5×7              | 19                           | 5×7              | 19                           |
| 4.7                    | —                | —                            | —                | —                            | 4×7              | 17                           | 5×7              | 23                           | 5×7              | 23                           | 6.3×7            | 27                           |
| 10                     | —                | —                            | 4×7              | 23                           | 5×7              | 29                           | 6.3×7            | 39                           | 6.3×7            | 39                           | —                | —                            |
| 22                     | 5×7              | 35                           | 5×7              | 39                           | 6.3×7            | 50                           | 6.3×7            | 58                           | —                | —                            | —                | —                            |
| 33                     | 5×7              | 43                           | 6.3×7            | 55                           | 6.3×7            | 61                           | 6.3×7            | 71                           | —                | —                            | —                | —                            |
| 47                     | 6.3×7            | 60                           | 6.3×7            | 66                           | 6.3×7            | 73                           | —                | —                            | —                | —                            | —                | —                            |

(Note) Rated ripple current : 85°C, 120Hz.

## Standard Capacitors

GREEN CAP

Anti-cleaning solvent 250V Max.

• Guarantees 2000 hours at 85°C.



High temperature



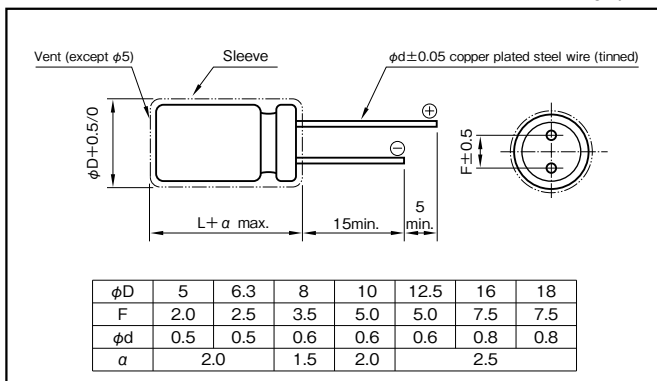
Marking color : White print on a blue sleeve

## Specifications

| Item  | Performance  |  |            |            |                             |   |  |      |      |      |      |      |      |      |      |     |     |                        |               |      |      |      |      |      |      |      |      |      |      |      |      |      |      |               |    |    |   |   |   |   |   |   |    |    |    |    |    |    |
|---|--|--|------------|------------|-----------------------------|---|--|------|------|------|------|------|------|------|------|-----|-----|------------------------|---------------|------|------|------|------|------|------|------|------|------|------|------|------|------|------|---------------|----|----|---|---|---|---|---|---|----|----|----|----|----|----|
| Category temperature range (°C)                                   | -40 to +85   |  |            |            |                             |   |  |      |      |      |      |      |      |      |      |     |     |                        |               |      |      |      |      |      |      |      |      |      |      |      |      |      |      |               |    |    |   |   |   |   |   |   |    |    |    |    |    |    |
| Tolerance at rated capacitance (%)                                | ±20 (20°C, 120Hz)  |  |            |            |                             |   |  |      |      |      |      |      |      |      |      |     |     |                        |               |      |      |      |      |      |      |      |      |      |      |      |      |      |      |               |    |    |   |   |   |   |   |   |    |    |    |    |    |    |
| Leakage current (µA)  | <table border="1"> <tr> <th>Rated voltage (V)</th> <th>6.3 to 100</th> <th>160 to 450</th> </tr> <tr> <td>Leakage current (µA) (max.)</td> <td>0.03CV or 4 whichever is larger (after 1 minute)<br/>0.01CV or 3 whichever is larger (after 2 minutes)</td> <td>CV ≤ 1000 : 0.1CV + 40 (after 1 minute)<br/>CV &gt; 1000 : 0.04CV + 100 (after 1 minute)</td> </tr> </table>  | Rated voltage (V)  | 6.3 to 100 | 160 to 450 | Leakage current (µA) (max.) | 0.03CV or 4 whichever is larger (after 1 minute)<br>0.01CV or 3 whichever is larger (after 2 minutes) | CV ≤ 1000 : 0.1CV + 40 (after 1 minute)<br>CV > 1000 : 0.04CV + 100 (after 1 minute) |      |      |      |      |      |      |      |      |     |     |                        |               |      |      |      |      |      |      |      |      |      |      |      |      |      |      |               |    |    |   |   |   |   |   |   |    |    |    |    |    |    |
|   | Rated voltage (V)  | 6.3 to 100   | 160 to 450 |            |                             |   |  |      |      |      |      |      |      |      |      |     |     |                        |               |      |      |      |      |      |      |      |      |      |      |      |      |      |      |               |    |    |   |   |   |   |   |   |    |    |    |    |    |    |
| Leakage current (µA) (max.)                                       | 0.03CV or 4 whichever is larger (after 1 minute)<br>0.01CV or 3 whichever is larger (after 2 minutes)  | CV ≤ 1000 : 0.1CV + 40 (after 1 minute)<br>CV > 1000 : 0.04CV + 100 (after 1 minute) |            |            |                             |   |  |      |      |      |      |      |      |      |      |     |     |                        |               |      |      |      |      |      |      |      |      |      |      |      |      |      |      |               |    |    |   |   |   |   |   |   |    |    |    |    |    |    |
| C : Rated capacitance (µF) V : Rated voltage (V) (20°C)           |  |  |            |            |                             |   |  |      |      |      |      |      |      |      |      |     |     |                        |               |      |      |      |      |      |      |      |      |      |      |      |      |      |      |               |    |    |   |   |   |   |   |   |    |    |    |    |    |    |
| Tangent of loss angle (tanδ)                                      | <table border="1"> <tr> <th>Rated voltage (V)</th> <th>6.3</th> <th>10</th> <th>16</th> <th>25</th> <th>35</th> <th>50</th> <th>63</th> <th>100</th> <th>160</th> <th>200</th> <th>250</th> <th>315</th> <th>350</th> <th>400</th> <th>450</th> </tr> <tr> <td>tanδ (max.)</td> <td>0.28</td> <td>0.24</td> <td>0.20</td> <td>0.16</td> <td>0.14</td> <td>0.12</td> <td>0.10</td> <td>0.08</td> <td>0.20</td> <td>0.20</td> <td>0.20</td> <td>0.24</td> <td>0.24</td> <td>0.24</td> <td>0.24</td> </tr> </table>   | Rated voltage (V)  | 6.3        | 10         | 16                          | 25  | 35   | 50   | 63   | 100  | 160  | 200  | 250  | 315  | 350  | 400 | 450 | tanδ (max.)            | 0.28          | 0.24 | 0.20 | 0.16 | 0.14 | 0.12 | 0.10 | 0.08 | 0.20 | 0.20 | 0.20 | 0.24 | 0.24 | 0.24 | 0.24 |               |    |    |   |   |   |   |   |   |    |    |    |    |    |    |
|   | Rated voltage (V)  | 6.3  | 10         | 16         | 25                          | 35  | 50   | 63   | 100  | 160  | 200  | 250  | 315  | 350  | 400  | 450 |     |                        |               |      |      |      |      |      |      |      |      |      |      |      |      |      |      |               |    |    |   |   |   |   |   |   |    |    |    |    |    |    |
| tanδ (max.)   | 0.28   | 0.24   | 0.20       | 0.16       | 0.14                        | 0.12  | 0.10   | 0.08 | 0.20 | 0.20 | 0.20 | 0.24 | 0.24 | 0.24 | 0.24 |     |     |                        |               |      |      |      |      |      |      |      |      |      |      |      |      |      |      |               |    |    |   |   |   |   |   |   |    |    |    |    |    |    |
| 0.02 is added to every 1000µF increase over 1000µF. (20°C, 120Hz) |  |  |            |            |                             |   |  |      |      |      |      |      |      |      |      |     |     |                        |               |      |      |      |      |      |      |      |      |      |      |      |      |      |      |               |    |    |   |   |   |   |   |   |    |    |    |    |    |    |
| Characteristics at high and low temperature                       | <table border="1"> <tr> <th>Rated voltage (V)</th> <th>6.3</th> <th>10</th> <th>16</th> <th>25</th> <th>35</th> <th>50</th> <th>63</th> <th>100</th> <th>160</th> <th>200</th> <th>250</th> <th>315</th> <th>350</th> <th>400</th> <th>450</th> </tr> <tr> <td rowspan="2">Impedance ratio (max.)</td> <td>Z-25°C/Z+20°C</td> <td>5</td> <td>4</td> <td>3</td> <td>2</td> <td>2</td> <td>2</td> <td>2</td> <td>4</td> <td>4</td> <td>4</td> <td>4</td> <td>4</td> <td>4</td> <td>4</td> </tr> <tr> <td>Z-40°C/Z+20°C</td> <td>12</td> <td>10</td> <td>8</td> <td>5</td> <td>4</td> <td>3</td> <td>3</td> <td>3</td> <td>15</td> <td>15</td> <td>15</td> <td>10</td> <td>10</td> <td>10</td> </tr> </table> | Rated voltage (V)  | 6.3        | 10         | 16                          | 25  | 35   | 50   | 63   | 100  | 160  | 200  | 250  | 315  | 350  | 400 | 450 | Impedance ratio (max.) | Z-25°C/Z+20°C | 5    | 4    | 3    | 2    | 2    | 2    | 2    | 4    | 4    | 4    | 4    | 4    | 4    | 4    | Z-40°C/Z+20°C | 12 | 10 | 8 | 5 | 4 | 3 | 3 | 3 | 15 | 15 | 15 | 10 | 10 | 10 |
|   | Rated voltage (V)  | 6.3  | 10         | 16         | 25                          | 35  | 50   | 63   | 100  | 160  | 200  | 250  | 315  | 350  | 400  | 450 |     |                        |               |      |      |      |      |      |      |      |      |      |      |      |      |      |      |               |    |    |   |   |   |   |   |   |    |    |    |    |    |    |
| Impedance ratio (max.)  | Z-25°C/Z+20°C  | 5  | 4          | 3          | 2                           | 2   | 2  | 2    | 4    | 4    | 4    | 4    | 4    | 4    | 4    |     |     |                        |               |      |      |      |      |      |      |      |      |      |      |      |      |      |      |               |    |    |   |   |   |   |   |   |    |    |    |    |    |    |
|   | Z-40°C/Z+20°C  | 12   | 10         | 8          | 5                           | 4   | 3  | 3    | 3    | 15   | 15   | 15   | 10   | 10   | 10   |     |     |                        |               |      |      |      |      |      |      |      |      |      |      |      |      |      |      |               |    |    |   |   |   |   |   |   |    |    |    |    |    |    |
| (120Hz)   |  |  |            |            |                             |   |  |      |      |      |      |      |      |      |      |     |     |                        |               |      |      |      |      |      |      |      |      |      |      |      |      |      |      |               |    |    |   |   |   |   |   |   |    |    |    |    |    |    |
| Endurance (85°C)<br>(Applied ripple current)                      | Test time  | 2000 hours   |            |            |                             |   |  |      |      |      |      |      |      |      |      |     |     |                        |               |      |      |      |      |      |      |      |      |      |      |      |      |      |      |               |    |    |   |   |   |   |   |   |    |    |    |    |    |    |
|   | Leakage current  | The initial specified value or less  |            |            |                             |   |  |      |      |      |      |      |      |      |      |     |     |                        |               |      |      |      |      |      |      |      |      |      |      |      |      |      |      |               |    |    |   |   |   |   |   |   |    |    |    |    |    |    |
|   | Percentage of capacitance change   | Within ±20% of initial value   |            |            |                             |   |  |      |      |      |      |      |      |      |      |     |     |                        |               |      |      |      |      |      |      |      |      |      |      |      |      |      |      |               |    |    |   |   |   |   |   |   |    |    |    |    |    |    |
|   | Tangent of the loss angle  | 200% or less of the initial specified value  |            |            |                             |   |  |      |      |      |      |      |      |      |      |     |     |                        |               |      |      |      |      |      |      |      |      |      |      |      |      |      |      |               |    |    |   |   |   |   |   |   |    |    |    |    |    |    |
| Shelf life (85°C)   | Test time : 1000hours ; other items are same as the endurance. Voltage application treatment : According to JIS C5101-4 4.1  |  |            |            |                             |   |  |      |      |      |      |      |      |      |      |     |     |                        |               |      |      |      |      |      |      |      |      |      |      |      |      |      |      |               |    |    |   |   |   |   |   |   |    |    |    |    |    |    |
| Applicable standards  | JIS C5101-1, -4 (IEC 60384-1, -4)  |  |            |            |                             |   |  |      |      |      |      |      |      |      |      |     |     |                        |               |      |      |      |      |      |      |      |      |      |      |      |      |      |      |               |    |    |   |   |   |   |   |   |    |    |    |    |    |    |

## Outline Drawing

Unit : mm



## Coefficient of Frequency for Rated Ripple Current

| Rated voltage (V) | Frequency (Hz)<br>CV (µF×WV) | 50 · 60   | 120          | 1k  | 10k | 100k |
|-------------------|------------------------------|-----------|--------------|-----|-----|------|
|                   |                              | 6.3 to 16 | All CV value | 0.8 | 1   | 1.1  |
| 25 to 35          | ≤ 1000                       | 0.8       | 1            | 1.5 | 1.7 | 1.7  |
|                   | 1000 <                       | 0.8       | 1            | 1.2 | 1.3 | 1.3  |
| 50 to 100         | ≤ 1000                       | 0.8       | 1            | 1.6 | 1.9 | 1.9  |
|                   | 1000 <                       | 0.8       | 1            | 1.2 | 1.3 | 1.3  |
| 160 to 450        | All CV value                 | 0.8       | 1            | 1.3 | 1.5 | 1.6  |

## Part numbering system (example : 16V1000µF)

|             |   |                      |   |                          |                              |               |                 |   |   |                       |
|-------------|---|----------------------|---|--------------------------|------------------------------|---------------|-----------------|---|---|-----------------------|
| RE3         | — | 16                   | V | 102                      | M                            | H4            | #               | □ | — | □                     |
| Series code |   | Rated voltage symbol |   | Rated capacitance symbol | Capacitance tolerance symbol | Casing symbol | Optional symbol |   |   | Taping/Forming symbol |

## Casing symbol

| Size<br>φD×L (mm) | Casing Symbol | Size<br>φD×L (mm) | Casing Symbol |
|-------------------|---------------|-------------------|---------------|
| 5×11              | E3            | 12.5×25           | I6            |
| 6.3×11            | F3            | 16×25             | J6            |
| 8×11.5            | G3            | 16×31.5           | J7            |
| 10×12.5           | H3            | 16×35.5           | J8            |
| 10×16             | H4            | 18×31.5           | K7            |
| 10×20             | H5            | 18×35.5           | K8            |
| 12.5×20           | I5            | 18×40             | K9            |

Standard Ratings

| Rated voltage (V)<br>Rated capacitance (μF)<br>Item | 6.3            |         |                               | 10             |         |                               | 16             |         |                               | 25             |         |                               | 35             |         |                               | 50             |         |                               | 63             |         |                               | 100            |         |                               |
|---|----------------|---------|-------------------------------|----------------|---------|-------------------------------|----------------|---------|-------------------------------|----------------|---------|-------------------------------|----------------|---------|-------------------------------|----------------|---------|-------------------------------|----------------|---------|-------------------------------|----------------|---------|-------------------------------|
|   | Case φD×L (mm) | ESR (Ω) | Rated ripple current (mA rms) | Case φD×L (mm) | ESR (Ω) | Rated ripple current (mA rms) | Case φD×L (mm) | ESR (Ω) | Rated ripple current (mA rms) | Case φD×L (mm) | ESR (Ω) | Rated ripple current (mA rms) | Case φD×L (mm) | ESR (Ω) | Rated ripple current (mA rms) | Case φD×L (mm) | ESR (Ω) | Rated ripple current (mA rms) | Case φD×L (mm) | ESR (Ω) | Rated ripple current (mA rms) | Case φD×L (mm) | ESR (Ω) | Rated ripple current (mA rms) |
| 1   | —              | —       | —                             | —              | —       | —                             | —              | —       | —                             | —              | —       | —                             | —              | —       | 5×11                          | 199            | 21      | —                             | —              | —       | 5×11                          | 133            | 21      |                               |
| 2.2   | —              | —       | —                             | —              | —       | —                             | —              | —       | —                             | —              | —       | —                             | —              | —       | 5×11                          | 90.5           | 31      | —                             | —              | —       | 5×11                          | 60.3           | 30      |                               |
| 3.3   | —              | —       | —                             | —              | —       | —                             | —              | —       | —                             | —              | —       | —                             | —              | —       | 5×11                          | 60.3           | 38      | —                             | —              | —       | 5×11                          | 40.2           | 40      |                               |
| 4.7   | —              | —       | —                             | —              | —       | —                             | —              | —       | —                             | 5×11           | 56.5    | 38                            | 5×11           | 49.4    | 40                            | 5×11           | 42.3    | 45                            | 5×11           | 35.3    | 45                            | 5×11           | 28.2    | 45                            |
| 10  | —              | —       | —                             | —              | —       | —                             | 5×11           | 33.2    | 50                            | 5×11           | 26.5    | 55                            | 5×11           | 23.2    | 59                            | 5×11           | 19.9    | 66                            | 5×11           | 16.6    | 66                            | 6.3×11         | 13.3    | 75                            |
| 22  | —              | —       | —                             | —              | —       | —                             | 5×11           | 15.1    | 75                            | 5×11           | 12.1    | 82                            | 5×11           | 10.6    | 87                            | 5×11           | 9.1     | 98                            | 5×11           | 7.5     | 100                           | 6.3×11         | 6.0     | 130                           |
| 33  | —              | —       | —                             | —              | —       | —                             | 5×11           | 10.1    | 92                            | 5×11           | 8.0     | 100                           | 5×11           | 7.0     | 107                           | 5×11           | 6.0     | 126                           | 6.3×11         | 5.0     | 140                           | 8×11.5         | 4.0     | 180                           |
| 47  | —              | —       | —                             | 5×11           | 8.5     | 99                            | 5×11           | 7.1     | 110                           | 5×11           | 5.7     | 118                           | 5×11           | 4.9     | 130                           | 6.3×11         | 4.2     | 155                           | 6.3×11         | 3.5     | 170                           | 10×12.5        | 2.8     | 230                           |
| 100   | —              | —       | —                             | 5×11           | 3.8     | 146                           | 5×11           | 3.3     | 160                           | 6.3×11         | 2.7     | 199                           | 6.3×11         | 2.3     | 214                           | 8×11.5         | 2.0     | 260                           | 8×11.5         | 1.7     | 298                           | 10×20          | 1.3     | 370                           |
| 220   | 5×11           | 2.1     | 200                           | 6.3×11         | 1.8     | 240                           | 6.3×11         | 1.5     | 264                           | 8×11.5         | 1.2     | 349                           | 10×12.5        | 1.1     | 443                           | 10×12.5        | 0.91    | 443                           | 10×16          | 0.75    | 470                           | 12.5×20        | 0.60    | 620                           |
| 330   | 6.3×11         | 1.4     | 270                           | 6.3×11         | 1.2     | 290                           | 8×11.5         | 1.0     | 383                           | 10×12.5        | 0.81    | 510                           | 10×12.5        | 0.70    | 542                           | 10×16          | 0.60    | 595                           | 10×20          | 0.50    | 710                           | 12.5×25        | 0.40    | 760                           |
| 470   | 6.3×11         | 0.99    | 322                           | 8×11.5         | 0.85    | 417                           | 8×11.5         | 0.71    | 457                           | 10×12.5        | 0.57    | 545                           | 10×16          | 0.49    | 664                           | 12.5×20        | 0.42    | 887                           | 12.5×20        | 0.35    | 900                           | 16×25          | 0.28    | 1000                          |
| 1000  | 8×11.5         | 0.47    | 546                           | 10×12.5        | 0.40    | 650                           | 10×16          | 0.33    | 791                           | 10×20          | 0.27    | 996                           | 12.5×20        | 0.23    | 1210                          | 12.5×25        | 0.20    | 1400                          | 16×25          | 0.17    | 1300                          | 18×40          | 0.13    | 1380                          |
| 2200  | 10×20          | 0.23    | 1010                          | 10×20          | 0.20    | 1080                          | 12.5×20        | 0.17    | 1350                          | 12.5×25        | 0.14    | 1660                          | 16×25          | 0.12    | 1950                          | 16×35.5        | 0.11    | 2340                          | —              | —       | —                             | —              | —       | —                             |
| 3300  | 10×20          | 0.16    | 1230                          | 12.5×20        | 0.14    | 1430                          | 12.5×25        | 0.12    | 1690                          | 16×25          | 0.10    | 2030                          | 16×35.5        | 0.090   | 2510                          | 18×35.5        | 0.080   | 2810                          | —              | —       | —                             | —              | —       | —                             |
| 4700  | 12.5×20        | 0.12    | 1710                          | 12.5×25        | 0.11    | 1780                          | 16×25          | 0.092   | 2100                          | 16×31.5        | 0.078   | 2650                          | 18×35.5        | 0.071   | 2990                          | —              | —       | —                             | —              | —       | —                             | —              | —       | —                             |
| 6800  | 12.5×25        | 0.093   | 1930                          | 16×25          | 0.083   | 2200                          | 16×35.5        | 0.073   | 2580                          | 18×35.5        | 0.063   | 3290                          | —              | —       | —                             | —              | —       | —                             | —              | —       | —                             | —              | —       | —                             |
| 10000   | 16×25          | 0.076   | 2450                          | 16×35.5        | 0.070   | 2700                          | 18×35.5        | 0.063   | 3130                          | —              | —       | —                             | —              | —       | —                             | —              | —       | —                             | —              | —       | —                             | —              | —       | —                             |
| 15000   | 16×35.5        | 0.062   | 2860                          | 18×35.5        | 0.058   | 3100                          | —              | —       | —                             | —              | —       | —                             | —              | —       | —                             | —              | —       | —                             | —              | —       | —                             | —              | —       | —                             |
| 22000   | 18×40          | 0.053   | 3340                          | —              | —       | —                             | —              | —       | —                             | —              | —       | —                             | —              | —       | —                             | —              | —       | —                             | —              | —       | —                             | —              | —       | —                             |

ALUMINUM

| Rated voltage (V)<br>Rated capacitance (μF)<br>Item | 160            |         |                               | 200            |         |                               | 250            |         |                               | 315            |         |                               | 350            |         |                               | 400            |         |                               | 450            |         |                               |   |   |
|---|----------------|---------|-------------------------------|----------------|---------|-------------------------------|----------------|---------|-------------------------------|----------------|---------|-------------------------------|----------------|---------|-------------------------------|----------------|---------|-------------------------------|----------------|---------|-------------------------------|---|---|
|   | Case φD×L (mm) | ESR (Ω) | Rated ripple current (mA rms) | Case φD×L (mm) | ESR (Ω) | Rated ripple current (mA rms) | Case φD×L (mm) | ESR (Ω) | Rated ripple current (mA rms) | Case φD×L (mm) | ESR (Ω) | Rated ripple current (mA rms) | Case φD×L (mm) | ESR (Ω) | Rated ripple current (mA rms) | Case φD×L (mm) | ESR (Ω) | Rated ripple current (mA rms) | Case φD×L (mm) | ESR (Ω) | Rated ripple current (mA rms) |   |   |
| 0.47  | 6.3×11         | 706     | 15                            | 6.3×11         | 706     | 15                            | 6.3×11         | 706     | 15                            | 6.3×11         | 847     | 15                            | 6.3×11         | 847     | 15                            | 6.3×11         | 847     | 15                            | 8×11.5         | 847     | 18                            |   |   |
| 1   | 6.3×11         | 332     | 22                            | 6.3×11         | 332     | 22                            | 6.3×11         | 332     | 22                            | 6.3×11         | 398     | 22                            | 6.3×11         | 398     | 22                            | 6.3×11         | 398     | 22                            | 8×11.5         | 398     | 25                            |   |   |
| 2.2   | 6.3×11         | 151     | 32                            | 6.3×11         | 151     | 32                            | 6.3×11         | 151     | 32                            | 8×11.5         | 181     | 38                            | 8×11.5         | 181     | 38                            | 8×11.5         | 181     | 38                            | 10×12.5        | 181     | 43                            |   |   |
| 3.3   | 6.3×11         | 101     | 40                            | 6.3×11         | 101     | 40                            | 8×11.5         | 101     | 48                            | 10×12.5        | 121     | 53                            | 10×12.5        | 121     | 53                            | 10×12.5        | 121     | 54                            | 10×16          | 121     | 59                            |   |   |
| 4.7   | 6.3×11         | 70.6    | 48                            | 8×11.5         | 70.6    | 56                            | 8×11.5         | 70.6    | 56                            | 10×12.5        | 84.7    | 65                            | 10×12.5        | 84.7    | 65                            | 10×16          | 84.7    | 71                            | 10×20          | 84.7    | 76                            |   |   |
| 10  | 8×11.5         | 33.2    | 81                            | 10×12.5        | 33.2    | 94                            | 10×16          | 33.2    | 101                           | 10×20          | 39.8    | 115                           | 10×20          | 39.8    | 115                           | 12.5×20        | 39.8    | 123                           | 12.5×20        | 39.8    | 123                           |   |   |
| 22  | 10×16          | 15.1    | 151                           | 10×20          | 15.1    | 170                           | 12.5×20        | 15.1    | 182                           | 12.5×20        | 18.1    | 182                           | 12.5×25        | 18.1    | 197                           | 12.5×25        | 18.1    | 197                           | 16×25          | 18.1    | 226                           |   |   |
| 33  | 10×20          | 10.1    | 202                           | 12.5×20        | 10.1    | 223                           | 12.5×25        | 10.1    | 243                           | 16×25          | 12.1    | 277                           | 16×25          | 12.1    | 277                           | 16×25          | 12.1    | 277                           | 16×31.5        | 12.1    | 304                           |   |   |
| 47  | 12.5×20        | 7.06    | 266                           | 12.5×20        | 7.06    | 265                           | 12.5×25        | 7.06    | 295                           | 16×25          | 8.47    | 330                           | 16×25          | 8.47    | 330                           | 16×31.5        | 8.47    | 361                           | 16×35.5        | 8.47    | 380                           |   |   |
| 100   | 12.5×25        | 3.32    | 422                           | 16×25          | 3.32    | 483                           | 16×31.5        | 3.32    | 528                           | 18×31.5        | 3.98    | 567                           | 18×31.5        | 3.98    | 507                           | —              | —       | —                             | —              | —       | —                             | — | — |
| 220   | 16×31.5        | 1.51    | 783                           | 18×35.5        | 1.51    | 882                           | —              | —       | —                             | —              | —       | —                             | —              | —       | —                             | —              | —       | —                             | —              | —       | —                             | — | — |
| 330   | 18×35.5        | 1.01    | 1080                          | —              | —       | —                             | —              | —       | —                             | —              | —       | —                             | —              | —       | —                             | —              | —       | —                             | —              | —       | —                             | — | — |

(Note) Rated ripple current : 85°C, 120Hz ; ESR : 20°C, 120Hz

MINIATURE ALUMINUM 85°C

## Standard Bipolar Capacitors

GREEN CAP Anti-cleaning solvent

• Guarantees 2000 hours at 85°C.



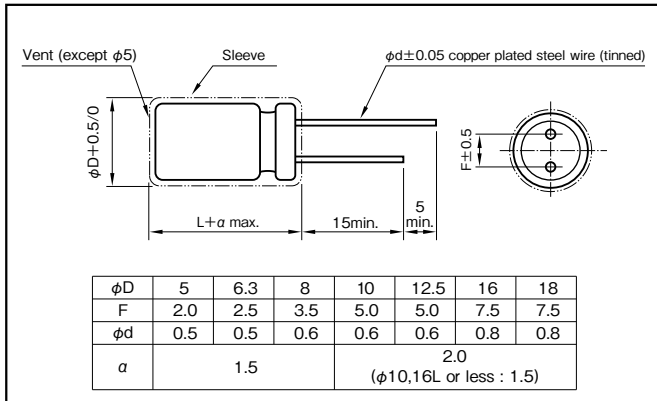
Marking color : White print on a blue sleeve

### Specifications

| Item  | Performance   |   |
|---|---|---|
| Category temperature range (°C)   | -40 to +85  |   |
| Tolerance at rated capacitance (%)  | ±20 (20°C, 120Hz)   |   |
| Leakage current (µA) (max.)   | 0.03CV + 3 (after 5 minutes) C : Rated capacitance (µF) ; V : Rated voltage (V) (20°C)                                      |   |
| Tangent of loss angle (tanδ)  | Rated voltage (V)   | 6.3 10 16 25 35 50 63 100   |
|   | tan δ (max.)  | 0.24 0.24 0.20 0.20 0.16 0.14 0.12 0.10                           |
| 0.02 is added to every 1000µF increase over 1000µF (20°C, 120Hz)                  |   |   |
| Characteristics at high and low temperature                                       | Rated voltage (V)   | 6.3 10 16 25 35 50 63 100   |
|   | Impedance ratio (max.)  | Z-25°C/Z+20°C: 4 3 2 2 2 2 2 2<br>Z-40°C/Z+20°C: 10 8 6 4 3 3 3 3 |
| 0.5 for -25°C, 1 for -40°C are added to every 1000µF increase over 1000µF (120Hz) |   |   |
| Endurance (85°C) (Applied ripple current)   | Test time   | 2000 hours (with the polarity inverted every 250 hours)           |
|   | Leakage current   | The initial specified value or less                               |
|   | Percentage of capacitance change  | Within ±20% of initial value                                      |
|   | Tangent of the loss angle   | 150% or less of the initial specified value                       |
| Shelf life (85°C)   | Test time : 1000hours ; other items are same as the endurance. Voltage application treatment : According to JIS C5101-4 4.1 |   |
| Applicable standards  | JIS C5101-1, -4 (IEC 60384-1, -4)   |   |

### Outline Drawing

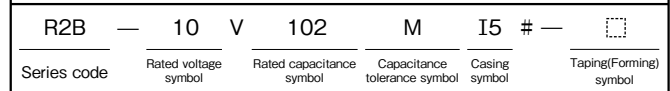
Unit : mm



### Coefficient of Frequency for Rated Ripple Current

| Rated voltage (V) \ Frequency (Hz) | 50 - 60 | 120 | 1k  | 10k - 100k |
|------------------------------------|---------|-----|-----|------------|
| 6.3 to 16                          | 0.8     | 1   | 1.1 | 1.2        |
| 25 to 35                           | 0.8     | 1   | 1.5 | 1.7        |
| 50 to 100                          | 0.8     | 1   | 1.6 | 1.9        |

### Part numbering system (example : 10V1000µF)



### Casing symbol

| Case φD×L (mm) | Casing Symbol | Case φD×L (mm) | Casing Symbol | Case φD×L (mm) | Casing Symbol | Case φD×L (mm) | Casing Symbol |
|----------------|---------------|----------------|---------------|----------------|---------------|----------------|---------------|
| 5×11           | E3            | 10×12.5        | H3            | 12.5×20        | I5            | 16×31.5        | J7            |
| 6.3×11         | F3            | 10×16          | H4            | 12.5×25        | I6            | 18×35.5        | K8            |
| 8×11.5         | G3            | 10×20          | H5            | 16×25          | J6            |                |               |

### Standard Ratings

| Rated capacitance (µF) | 6.3            |                               | 10             |                               | 16             |                               | 25             |                               | 35             |                               | 50             |                               | 63             |                               | 100            |                               |
|------------------------|----------------|-------------------------------|----------------|-------------------------------|----------------|-------------------------------|----------------|-------------------------------|----------------|-------------------------------|----------------|-------------------------------|----------------|-------------------------------|----------------|-------------------------------|
|                        | Case φD×L (mm) | Rated ripple current (mA rms) | Case φD×L (mm) | Rated ripple current (mA rms) | Case φD×L (mm) | Rated ripple current (mA rms) | Case φD×L (mm) | Rated ripple current (mA rms) | Case φD×L (mm) | Rated ripple current (mA rms) | Case φD×L (mm) | Rated ripple current (mA rms) | Case φD×L (mm) | Rated ripple current (mA rms) | Case φD×L (mm) | Rated ripple current (mA rms) |
| 1                      | —              | —                             | —              | —                             | —              | —                             | —              | —                             | —              | —                             | 5×11           | 14                            | —              | —                             | 5×11           | 16                            |
| 2.2                    | —              | —                             | —              | —                             | —              | —                             | —              | —                             | —              | —                             | 5×11           | 21                            | 5×11           | 23                            | 5×11           | 24                            |
| 3.3                    | —              | —                             | —              | —                             | —              | —                             | —              | —                             | —              | —                             | 5×11           | 26                            | 5×11           | 28                            | 6.3×11         | 34                            |
| 4.7                    | —              | —                             | —              | —                             | —              | —                             | 5×11           | 28                            | 5×11           | 28                            | 5×11           | 31                            | 5×11           | 34                            | 6.3×11         | 41                            |
| 10                     | —              | —                             | —              | —                             | 5×11           | 39                            | 5×11           | 40                            | 5×11           | 42                            | 5×11           | 45                            | 6.3×11         | 57                            | 8×11.5         | 70                            |
| 22                     | —              | —                             | 5×11           | 52                            | 5×11           | 58                            | 5×11           | 60                            | 6.3×11         | 71                            | 6.3×11         | 77                            | 8×11.5         | 89                            | 10×16          | 136                           |
| 33                     | 5×11           | 58                            | 5×11           | 63                            | 5×11           | 71                            | 6.3×11         | 84                            | 6.3×11         | 87                            | 8×11.5         | 111                           | 10×12.5        | 144                           | 10×20          | 181                           |
| 47                     | 5×11           | 69                            | 5×11           | 75                            | 6.3×11         | 97                            | 6.3×11         | 100                           | 8×11.5         | 122                           | 10×12.5        | 157                           | 10×16          | 188                           | 12.5×20        | 248                           |
| 100                    | 6.3×11         | 115                           | 6.3×11         | 126                           | 8×11.5         | 167                           | 10×12.5        | 204                           | 10×12.5        | 212                           | 10×20          | 273                           | 12.5×20        | 343                           | 16×25          | 458                           |
| 220                    | 8×11.5         | 202                           | 8×11.5         | 221                           | 10×12.5        | 294                           | 10×16          | 332                           | 10×20          | 375                           | 12.5×25        | 506                           | 16×25          | 645                           | 18×35.5        | 837                           |
| 330                    | 8×11.5         | 247                           | 10×12.5        | 322                           | 10×16          | 394                           | 10×20          | 444                           | 12.5×20        | 526                           | 12.5×25        | 620                           | —              | —                             | —              | —                             |
| 470                    | 10×12.5        | 350                           | 10×16          | 420                           | 10×20          | 513                           | 12.5×20        | 607                           | 12.5×25        | 685                           | 16×25          | 861                           | —              | —                             | —              | —                             |
| 1000                   | 10×20          | 611                           | 12.5×20        | 767                           | 12.5×25        | 935                           | 16×25          | 1120                          | 16×31.5        | 1270                          | —              | —                             | —              | —                             | —              | —                             |
| 2200                   | 12.5×25        | 1090                          | 16×25          | 1380                          | 16×31.5        | 1660                          | —              | —                             | —              | —                             | —              | —                             | —              | —                             | —              | —                             |
| 3300                   | 16×25          | 1490                          | 16×31.5        | 1760                          | —              | —                             | —              | —                             | —              | —                             | —              | —                             | —              | —                             | —              | —                             |
| 4700                   | 16×31.5        | 1880                          | 18×35.5        | 2280                          | —              | —                             | —              | —                             | —              | —                             | —              | —                             | —              | —                             | —              | —                             |

(Note) Rated ripple current : 85°C, 120Hz

105°C Bipolar Capacitors

GREEN CAP Anti-cleaning solvent

• Guarantees 2000 hours at 105°C.



High temperature



Marking color : White print on a black sleeve

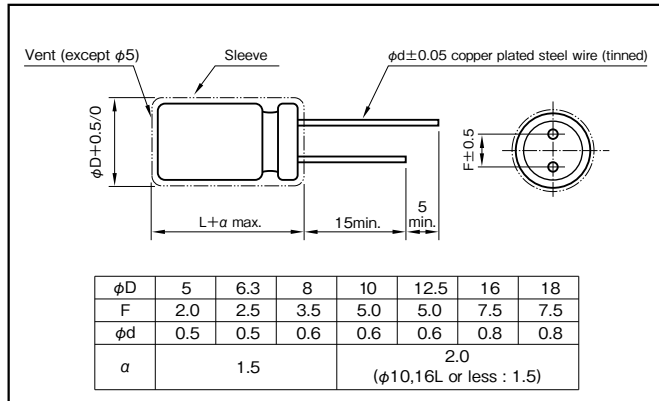
ALUMINIUM

Specifications

| Item  | Performance   |   |     |     |      |      |    |    |                        |               |     |     |     |      |      |               |    |   |   |   |   |
|---|---|---|-----|-----|------|------|----|----|------------------------|---------------|-----|-----|-----|------|------|---------------|----|---|---|---|---|
| Category temperature range (°C)   | -40 to +105   |   |     |     |      |      |    |    |                        |               |     |     |     |      |      |               |    |   |   |   |   |
| Tolerance at rated capacitance (%)  | ±20 (20°C,120Hz)  |   |     |     |      |      |    |    |                        |               |     |     |     |      |      |               |    |   |   |   |   |
| Leakage current (µA) (max.)   | 0.03CV + 3 (after 5 minutes) C : Rated capacitance (µF) ; V : Rated voltage (V) (20°C)  |   |     |     |      |      |    |    |                        |               |     |     |     |      |      |               |    |   |   |   |   |
| Tangent of loss angle (tanδ)  | <table border="1"> <tr> <th>Rated voltage (V)</th> <td>6.3</td> <td>10</td> <td>16</td> <td>25</td> <td>35</td> <td>50</td> </tr> <tr> <th>tan δ (max.)</th> <td>0.4</td> <td>0.3</td> <td>0.2</td> <td>0.2</td> <td>0.16</td> <td>0.14</td> </tr> </table>   | Rated voltage (V)   | 6.3 | 10  | 16   | 25   | 35 | 50 | tan δ (max.)           | 0.4           | 0.3 | 0.2 | 0.2 | 0.16 | 0.14 |               |    |   |   |   |   |
|   | Rated voltage (V)   | 6.3   | 10  | 16  | 25   | 35   | 50 |    |                        |               |     |     |     |      |      |               |    |   |   |   |   |
| tan δ (max.)  | 0.4   | 0.3   | 0.2 | 0.2 | 0.16 | 0.14 |    |    |                        |               |     |     |     |      |      |               |    |   |   |   |   |
| 0.02 is added to every 1000µF increase over 1000µF (20°C,120Hz)                   |   |   |     |     |      |      |    |    |                        |               |     |     |     |      |      |               |    |   |   |   |   |
| Characteristics at high and low temperature                                       | <table border="1"> <tr> <th>Rated voltage (V)</th> <td>6.3</td> <td>10</td> <td>16</td> <td>25</td> <td>35</td> <td>50</td> </tr> <tr> <th rowspan="2">Impedance ratio (max.)</th> <td>Z-25°C/Z+20°C</td> <td>5</td> <td>4</td> <td>3</td> <td>2</td> <td>2</td> </tr> <tr> <td>Z-40°C/Z+20°C</td> <td>10</td> <td>8</td> <td>6</td> <td>4</td> <td>3</td> </tr> </table> | Rated voltage (V)   | 6.3 | 10  | 16   | 25   | 35 | 50 | Impedance ratio (max.) | Z-25°C/Z+20°C | 5   | 4   | 3   | 2    | 2    | Z-40°C/Z+20°C | 10 | 8 | 6 | 4 | 3 |
|   | Rated voltage (V)   | 6.3   | 10  | 16  | 25   | 35   | 50 |    |                        |               |     |     |     |      |      |               |    |   |   |   |   |
| Impedance ratio (max.)  | Z-25°C/Z+20°C   | 5   | 4   | 3   | 2    | 2    |    |    |                        |               |     |     |     |      |      |               |    |   |   |   |   |
|   | Z-40°C/Z+20°C   | 10  | 8   | 6   | 4    | 3    |    |    |                        |               |     |     |     |      |      |               |    |   |   |   |   |
| 0.5 for -25°C, 1 for -40°C are added to every 1000µF increase over 1000µF (120Hz) |   |   |     |     |      |      |    |    |                        |               |     |     |     |      |      |               |    |   |   |   |   |
| Endurance (105°C) (Applied ripple current)  | Test time   | 2000 hours (φ5 to φ8 : 1000 hours) with the polarity inverted every 250 hours |     |     |      |      |    |    |                        |               |     |     |     |      |      |               |    |   |   |   |   |
|   | Leakage current   | The initial specified value or less   |     |     |      |      |    |    |                        |               |     |     |     |      |      |               |    |   |   |   |   |
|   | Percentage of capacitance change  | Within ±20% of initial value  |     |     |      |      |    |    |                        |               |     |     |     |      |      |               |    |   |   |   |   |
|   | Tangent of the loss angle   | 200% or less of the initial specified value                                   |     |     |      |      |    |    |                        |               |     |     |     |      |      |               |    |   |   |   |   |
| Shelf life (105°C)  | Test time : 1000hours ; other items are same as the endurance. Voltage application treatment : According to JIS C5101-4 4.1   |   |     |     |      |      |    |    |                        |               |     |     |     |      |      |               |    |   |   |   |   |
| Applicable standards  | JIS C5101-1, -4 (IEC 60384-1, -4)   |   |     |     |      |      |    |    |                        |               |     |     |     |      |      |               |    |   |   |   |   |

Outline Drawing

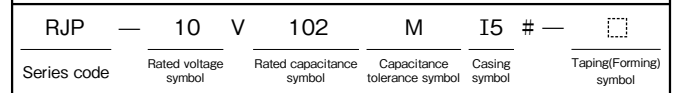
Unit : mm



Coefficient of Frequency for Rated Ripple Current

| Frequency (Hz)    | 50 · 60 | 120 | 1k  | 10k · 100k |
|-------------------|---------|-----|-----|------------|
| Rated voltage (V) |         |     |     |            |
| 6.3 to 16         | 0.8     | 1   | 1.1 | 1.2        |
| 25 to 35          | 0.8     | 1   | 1.5 | 1.7        |
| 50                | 0.8     | 1   | 1.6 | 1.9        |

Part numbering system (example : 10V1000µF)



Casing symbol

| Case φD×L (mm) | Casing Symbol | Case φD×L (mm) | Casing Symbol | Case φD×L (mm) | Casing Symbol | Case φD×L (mm) | Casing Symbol |
|----------------|---------------|----------------|---------------|----------------|---------------|----------------|---------------|
| 5×11           | E3            | 10×12.5        | H3            | 12.5×20        | I5            | 16×31.5        | J7            |
| 6.3×11.5       | F3            | 10×16          | H4            | 12.5×25        | J6            | 18×35.5        | K8            |
| 8×11.5         | G3            | 10×20          | H5            | 16×25          |               |                |               |

Standard Ratings

| Rated voltage (V) | 6.3              |                              | 10               |                              | 16               |                              | 25               |                              | 35               |                              | 50               |                              |
|-------------------|------------------|------------------------------|------------------|------------------------------|------------------|------------------------------|------------------|------------------------------|------------------|------------------------------|------------------|------------------------------|
|                   | Case φD × L (mm) | Rated ripple current (mArms) | Case φD × L (mm) | Rated ripple current (mArms) | Case φD × L (mm) | Rated ripple current (mArms) | Case φD × L (mm) | Rated ripple current (mArms) | Case φD × L (mm) | Rated ripple current (mArms) | Case φD × L (mm) | Rated ripple current (mArms) |
| 1                 | —                | —                            | —                | —                            | —                | —                            | —                | —                            | —                | —                            | 5 × 11           | 12                           |
| 2.2               | —                | —                            | —                | —                            | —                | —                            | —                | —                            | —                | —                            | 5 × 11           | 18                           |
| 3.3               | —                | —                            | —                | —                            | —                | —                            | —                | —                            | —                | —                            | 5 × 11           | 22                           |
| 4.7               | —                | —                            | —                | —                            | —                | —                            | —                | —                            | —                | —                            | 5 × 11           | 22                           |
| 10                | —                | —                            | —                | —                            | 5 × 11           | 30                           | 5 × 11           | 34                           | 5 × 11           | 30                           | 6.3 × 11.5       | 37                           |
| 22                | —                | —                            | 5 × 11           | 42                           | 5 × 11           | 40                           | 6.3 × 11.5       | 55                           | 6.3 × 11.5       | 51                           | 8 × 11.5         | 63                           |
| 33                | 5 × 11           | 46                           | 5 × 11           | 45                           | 5 × 11           | 49                           | 6.3 × 11.5       | 56                           | 8 × 11.5         | 72                           | 8 × 11.5         | 77                           |
| 47                | 5 × 11           | 54                           | 5 × 11           | 54                           | 6.3 × 11.5       | 67                           | 6.3 × 11.5       | 67                           | 8 × 11.5         | 86                           | 10 × 12.5        | 105                          |
| 100               | 6.3 × 11.5       | 90                           | 6.3 × 11.5       | 96                           | 8 × 11.5         | 110                          | 8 × 11.5         | 110                          | 10 × 16          | 160                          | 10 × 20          | 190                          |
| 220               | 8 × 11.5         | 150                          | 8 × 11.5         | 150                          | 10 × 12.5        | 195                          | 10 × 16          | 215                          | 12.5 × 20        | 290                          | 12.5 × 25        | 340                          |
| 330               | 8 × 11.5         | 185                          | 10 × 16          | 240                          | 10 × 16          | 265                          | 12.5 × 20        | 320                          | 12.5 × 20        | 350                          | 16 × 25          | 460                          |
| 470               | 10 × 12.5        | 260                          | 10 × 16          | 290                          | 10 × 20          | 345                          | 12.5 × 20        | 380                          | 12.5 × 25        | 465                          | 16 × 31.5        | 590                          |
| 1000              | 10 × 20          | 460                          | 12.5 × 20        | 510                          | 12.5 × 25        | 605                          | 16 × 25          | 670                          | 16 × 31.5        | 805                          | —                | —                            |
| 2200              | 12.5 × 25        | 820                          | 16 × 25          | 910                          | 16 × 31.5        | 1070                         | 18 × 35.5        | 1140                         | —                | —                            | —                | —                            |
| 3300              | 16 × 25          | 1110                         | 16 × 31.5        | 1200                         | 18 × 35.5        | 1400                         | —                | —                            | —                | —                            | —                | —                            |
| 4700              | 16 × 31.5        | 1430                         | 18 × 35.5        | 1520                         | —                | —                            | —                | —                            | —                | —                            | —                | —                            |
| 6800              | 18 × 35.5        | 1830                         | —                | —                            | —                | —                            | —                | —                            | —                | —                            | —                | —                            |

(Note) Rated ripple current : 105°C , 120Hz

NOTE : Design, Specifications are subject to change without notice. It is recommended that you shall obtain technical specifications from ELNA to ensure that the component is suitable for your use.

MINIATURE ALUMINIUM 105°C

## Low Leakage Current Capacitors

GREEN CAP

- Low leakage current (after 1 minute) : 0.006CV or 0.5 (μA).



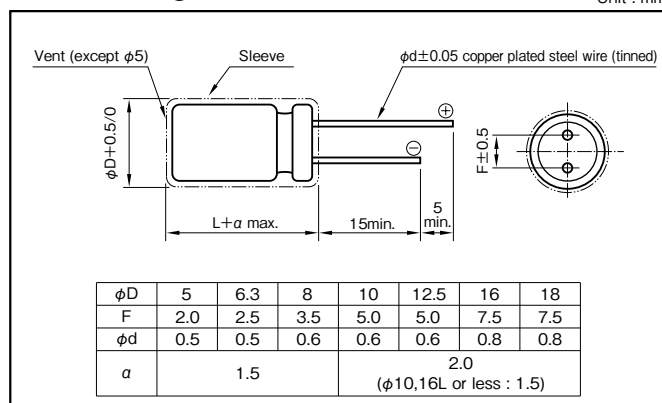
Marking color : White print on a blue sleeve

### Specifications

| Item  | Performance  |  |
|---|--|--|
| Category temperature range (°C)             | -40 to +85   |  |
| Tolerance at rated capacitance (%)          | ±20 (20°C, 120Hz)  |  |
| Leakage current (μA) (max.)                 | 0.006CV or 0.5 whichever is larger (after 1 minute)<br>0.002CV or 0.3 whichever is larger (after 2 minutes), C : Rated capacitance (μF) ; V : Rated voltage (V) (20°C) |  |
| Tangent of loss angle (tanδ)                | Rated voltage (V)  | 6.3    10    16    25    35    50  |
|   | tanδ (max.)  | More than 1μF    0.20    0.17    0.13    0.10    0.10    0.08<br>1μF    0.06    0.06    0.06    0.06    0.06    0.06 |
| Characteristics at high and low temperature | Rated voltage (V)  | 6.3    10    16    25    35    50  |
|   | Impedance ratio (max.)   | Z-25°C/Z+20°C    4    3    2    2    2    2<br>Z-40°C/Z+20°C    8    6    4    4    3    3                           |
| Endurance (85°C) (Applied ripple current)   | Test time  | 1000 hours   |
|   | Leakage current  | The initial specified value or less  |
|   | Percentage of capacitance change   | Within ±20% of initial value   |
|   | Tangent of the loss angle  | 150% or less of the initial specified value  |
| Shelf life (85°C)                           | Test time : 1000hours ; other items are same as the endurance. Voltage application treatment : According to JIS C5101-4 4.1  |  |
| Applicable standards                        | JIS C5101-1, -4 (IEC 60384-1, -4)  |  |

### Outline Drawing

Unit : mm



### Coefficient of Frequency for Rated Ripple Current

| Rated voltage (V) | Frequency (Hz)<br>CV (μF×V) | 50 · 60   | 120          | 1k  | 10k · 100k |
|-------------------|-----------------------------|-----------|--------------|-----|------------|
|                   |                             | 6.3 to 10 | All CV value | 0.8 | 1          |
| 16 to 25          | ≤1000                       | 0.8       | 1            | 1.5 | 1.7        |
|                   | 1000<                       | 0.8       | 1            | 1.2 | 1.3        |
| 35 to 50          | All CV value                | 0.8       | 1            | 1.6 | 1.9        |

### Part numbering system (example : 10V1000μF)

|             |   |                      |   |                          |                              |               |   |   |                       |
|-------------|---|----------------------|---|--------------------------|------------------------------|---------------|---|---|-----------------------|
| RLB         | — | 10                   | V | 102                      | M                            | I6            | # | — | □                     |
| Series code |   | Rated voltage symbol |   | Rated capacitance symbol | Capacitance tolerance symbol | Casing symbol |   |   | Taping/Forming symbol |

### Casing symbol

| Case φD×L (mm) | Casing symbol | Case φD×L (mm) | Casing symbol | Case φD×L (mm) | Casing symbol | Case φD×L (mm) | Casing symbol |
|----------------|---------------|----------------|---------------|----------------|---------------|----------------|---------------|
| 5×11           | E3            | 10×12.5        | H3            | 12.5×20        | I5            | 16×31.5        | J7            |
| 6.3×11         | F3            | 10×16          | H4            | 12.5×25        | I6            | 16×35.5        | J8            |
| 8×11.5         | G3            | 10×20          | H5            | 16×25          | J6            | 18×35.5        | K8            |

### Standard Ratings

| Rated voltage (V) | 6.3            |                              | 10             |                              | 16             |                              | 25             |                              | 35             |                              | 50             |                              |
|-------------------|----------------|------------------------------|----------------|------------------------------|----------------|------------------------------|----------------|------------------------------|----------------|------------------------------|----------------|------------------------------|
|                   | Case φD×L (mm) | Rated ripple current (mArms) | Case φD×L (mm) | Rated ripple current (mArms) | Case φD×L (mm) | Rated ripple current (mArms) | Case φD×L (mm) | Rated ripple current (mArms) | Case φD×L (mm) | Rated ripple current (mArms) | Case φD×L (mm) | Rated ripple current (mArms) |
| 1                 | —              | —                            | —              | —                            | —              | —                            | —              | —                            | —              | —                            | 5×11           | 20                           |
| 2.2               | —              | —                            | —              | —                            | —              | —                            | —              | —                            | —              | —                            | 5×11           | 26                           |
| 3.3               | —              | —                            | —              | —                            | —              | —                            | —              | —                            | —              | —                            | 5×11           | 32                           |
| 4.7               | —              | —                            | —              | —                            | —              | —                            | 5×11           | 34                           | 5×11           | 34                           | 6.3×11         | 43                           |
| 10                | —              | —                            | —              | —                            | 5×11           | 43                           | 6.3×11         | 57                           | 6.3×11         | 57                           | 8×11.5         | 75                           |
| 22                | —              | —                            | 5×11           | 56                           | 6.3×11         | 74                           | 8×11.5         | 99                           | 8×11.5         | 99                           | 10×12.5        | 131                          |
| 33                | —              | —                            | 6.3×11         | 79                           | 6.3×11         | 90                           | 8×11.5         | 121                          | 10×12.5        | 144                          | 10×16          | 176                          |
| 47                | —              | —                            | 6.3×11         | 94                           | 8×11.5         | 127                          | 10×12.5        | 172                          | 10×12.5        | 172                          | 10×16          | 210                          |
| 100               | —              | —                            | 8×11.5         | 160                          | 10×12.5        | 220                          | 10×16          | 270                          | 10×20          | 300                          | 12.5×20        | 380                          |
| 220               | 10×12.5        | 260                          | 10×16          | 350                          | 10×20          | 390                          | 12.5×20        | 510                          | 12.5×25        | 550                          | 16×25          | 720                          |
| 330               | 10×16          | 350                          | 10×20          | 420                          | 12.5×20        | 550                          | 12.5×25        | 680                          | 16×25          | 790                          | 16×31.5        | 970                          |
| 470               | 10×20          | 460                          | 12.5×20        | 570                          | 12.5×20        | 650                          | 16×25          | 940                          | 16×25          | 940                          | 16×35.5        | 1210                         |
| 1000              | 12.5×25        | 840                          | 12.5×25        | 910                          | 16×25          | 1210                         | 16×35.5        | 1580                         | 18×35.5        | 1690                         | —              | —                            |
| 2200              | 16×25          | 1440                         | 16×31.5        | 1710                         | 18×35.5        | 2200                         | —              | —                            | —              | —                            | —              | —                            |

(Note) Rated ripple current : 85°C, 120Hz

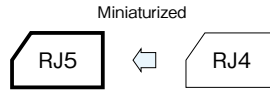
## 105°C Miniature Capacitors

GREEN CAP

105°C 1000hours

Anti-cleaning solvent 250V Max.

• Case size is one rank smaller than Series RJ4.



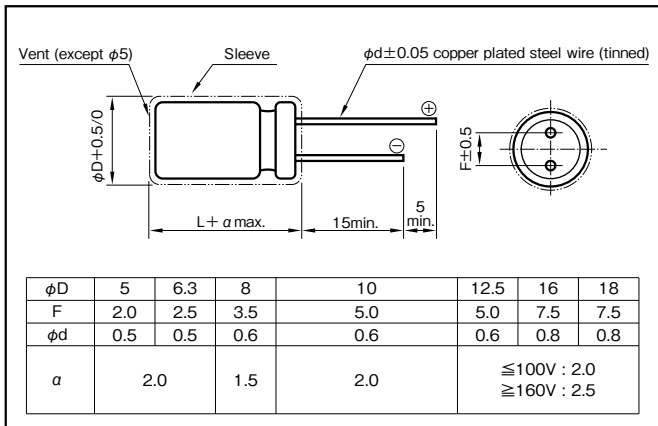
Marking color : White print on a black sleeve

### Specifications

| Item  | Performance   |   |  |      |      |      |      |      |      |            |      |            |      |      |      |     |                   |     |    |    |    |    |    |    |     |            |     |            |     |                        |               |     |              |      |      |      |      |      |      |      |      |      |      |               |      |      |      |      |   |   |   |   |    |  |    |  |
|---|---|---|--|------|------|------|------|------|------|------------|------|------------|------|------|------|-----|-------------------|-----|----|----|----|----|----|----|-----|------------|-----|------------|-----|------------------------|---------------|-----|--------------|------|------|------|------|------|------|------|------|------|------|---------------|------|------|------|------|---|---|---|---|----|--|----|--|
| Category temperature range (°C)                                   | -55~+105  | -40~+105                                |  |      |      |      |      |      |      |            |      |            |      |      |      |     |                   |     |    |    |    |    |    |    |     |            |     |            |     |                        |               |     |              |      |      |      |      |      |      |      |      |      |      |               |      |      |      |      |   |   |   |   |    |  |    |  |
| Rated voltage (V)   | 6.3~100   | 160~450                                 |  |      |      |      |      |      |      |            |      |            |      |      |      |     |                   |     |    |    |    |    |    |    |     |            |     |            |     |                        |               |     |              |      |      |      |      |      |      |      |      |      |      |               |      |      |      |      |   |   |   |   |    |  |    |  |
| Tolerance at rated capacitance (%)                                | ±20 (20°C, 120Hz)   |   |  |      |      |      |      |      |      |            |      |            |      |      |      |     |                   |     |    |    |    |    |    |    |     |            |     |            |     |                        |               |     |              |      |      |      |      |      |      |      |      |      |      |               |      |      |      |      |   |   |   |   |    |  |    |  |
| Leakage current (µA) (max.)                                       | 0.03CV or 4 whichever is larger (after 1 minute)  | CV ≤ 1000 : 0.1CV+40 (after 1 minute)   |  |      |      |      |      |      |      |            |      |            |      |      |      |     |                   |     |    |    |    |    |    |    |     |            |     |            |     |                        |               |     |              |      |      |      |      |      |      |      |      |      |      |               |      |      |      |      |   |   |   |   |    |  |    |  |
|   | 0.01CV or 3 whichever is larger (after 2 minutes)   | CV > 1000 : 0.04CV+100 (after 1 minute) |  |      |      |      |      |      |      |            |      |            |      |      |      |     |                   |     |    |    |    |    |    |    |     |            |     |            |     |                        |               |     |              |      |      |      |      |      |      |      |      |      |      |               |      |      |      |      |   |   |   |   |    |  |    |  |
| C : Rated capacitance (µF) ; V : Rated voltage (V) (20°C)         |   |   |  |      |      |      |      |      |      |            |      |            |      |      |      |     |                   |     |    |    |    |    |    |    |     |            |     |            |     |                        |               |     |              |      |      |      |      |      |      |      |      |      |      |               |      |      |      |      |   |   |   |   |    |  |    |  |
| Tangent of loss angle (tanδ)                                      | <table border="1"> <tr> <th>Rated voltage (V)</th> <td>6.3</td><td>10</td><td>16</td><td>25</td><td>35</td><td>50</td><td>63</td><td>100</td><td>160</td><td>200</td><td>250</td><td>315</td><td>350</td><td>400</td><td>450</td> </tr> <tr> <th>tan δ (max.)</th> <td>0.34</td><td>0.26</td><td>0.20</td><td>0.16</td><td>0.14</td><td>0.12</td><td>0.10</td><td>0.08</td><td>0.20</td><td>0.20</td><td>0.20</td><td>0.24</td><td>0.24</td><td>0.24</td><td>0.24</td> </tr> </table>   |   |  |      |      |      |      |      |      |            |      |            |      |      |      |     | Rated voltage (V) | 6.3 | 10 | 16 | 25 | 35 | 50 | 63 | 100 | 160        | 200 | 250        | 315 | 350                    | 400           | 450 | tan δ (max.) | 0.34 | 0.26 | 0.20 | 0.16 | 0.14 | 0.12 | 0.10 | 0.08 | 0.20 | 0.20 | 0.20          | 0.24 | 0.24 | 0.24 | 0.24 |   |   |   |   |    |  |    |  |
|   | Rated voltage (V)   | 6.3                                     | 10   | 16   | 25   | 35   | 50   | 63   | 100  | 160        | 200  | 250        | 315  | 350  | 400  | 450 |                   |     |    |    |    |    |    |    |     |            |     |            |     |                        |               |     |              |      |      |      |      |      |      |      |      |      |      |               |      |      |      |      |   |   |   |   |    |  |    |  |
| tan δ (max.)  | 0.34  | 0.26                                    | 0.20   | 0.16 | 0.14 | 0.12 | 0.10 | 0.08 | 0.20 | 0.20       | 0.20 | 0.24       | 0.24 | 0.24 | 0.24 |     |                   |     |    |    |    |    |    |    |     |            |     |            |     |                        |               |     |              |      |      |      |      |      |      |      |      |      |      |               |      |      |      |      |   |   |   |   |    |  |    |  |
| 0.02 is added to every 1000µF increase over 1000µF. (20°C, 120Hz) |   |   |  |      |      |      |      |      |      |            |      |            |      |      |      |     |                   |     |    |    |    |    |    |    |     |            |     |            |     |                        |               |     |              |      |      |      |      |      |      |      |      |      |      |               |      |      |      |      |   |   |   |   |    |  |    |  |
| Characteristics at high and low temperature                       | <table border="1"> <tr> <th>Rated voltage (V)</th> <td>6.3</td><td>10</td><td>16</td><td>25</td><td>35</td><td>50</td><td>63</td><td>100</td><td colspan="2">160 to 250</td><td colspan="2">315 to 450</td> </tr> <tr> <th rowspan="2">Impedance ratio (max.)</th> <td colspan="2">Z-25°C/Z+20°C</td> <td>5</td><td>4</td><td>3</td><td>2</td><td>2</td><td>2</td><td>2</td><td colspan="2">4</td><td colspan="2">4</td> </tr> <tr> <td colspan="2">Z-40°C/Z+20°C</td> <td>10</td><td>8</td><td>6</td><td>4</td><td>3</td><td>3</td><td>3</td><td colspan="2">15</td><td colspan="2">10</td> </tr> </table> |   |  |      |      |      |      |      |      |            |      |            |      |      |      |     | Rated voltage (V) | 6.3 | 10 | 16 | 25 | 35 | 50 | 63 | 100 | 160 to 250 |     | 315 to 450 |     | Impedance ratio (max.) | Z-25°C/Z+20°C |     | 5            | 4    | 3    | 2    | 2    | 2    | 2    | 4    |      | 4    |      | Z-40°C/Z+20°C |      | 10   | 8    | 6    | 4 | 3 | 3 | 3 | 15 |  | 10 |  |
|   | Rated voltage (V)   | 6.3                                     | 10   | 16   | 25   | 35   | 50   | 63   | 100  | 160 to 250 |      | 315 to 450 |      |      |      |     |                   |     |    |    |    |    |    |    |     |            |     |            |     |                        |               |     |              |      |      |      |      |      |      |      |      |      |      |               |      |      |      |      |   |   |   |   |    |  |    |  |
| Impedance ratio (max.)  | Z-25°C/Z+20°C   |   | 5  | 4    | 3    | 2    | 2    | 2    | 2    | 4          |      | 4          |      |      |      |     |                   |     |    |    |    |    |    |    |     |            |     |            |     |                        |               |     |              |      |      |      |      |      |      |      |      |      |      |               |      |      |      |      |   |   |   |   |    |  |    |  |
|   | Z-40°C/Z+20°C   |   | 10   | 8    | 6    | 4    | 3    | 3    | 3    | 15         |      | 10         |      |      |      |     |                   |     |    |    |    |    |    |    |     |            |     |            |     |                        |               |     |              |      |      |      |      |      |      |      |      |      |      |               |      |      |      |      |   |   |   |   |    |  |    |  |
| (120Hz)   |   |   |  |      |      |      |      |      |      |            |      |            |      |      |      |     |                   |     |    |    |    |    |    |    |     |            |     |            |     |                        |               |     |              |      |      |      |      |      |      |      |      |      |      |               |      |      |      |      |   |   |   |   |    |  |    |  |
| Endurance (105°C)<br>(Applied ripple current)                     | Test time   |   | 2000 hours (φ5 to φ8, 100V or less : 1000 hours) |      |      |      |      |      |      |            |      |            |      |      |      |     |                   |     |    |    |    |    |    |    |     |            |     |            |     |                        |               |     |              |      |      |      |      |      |      |      |      |      |      |               |      |      |      |      |   |   |   |   |    |  |    |  |
|   | Leakage current   |   | The initial specified value or less              |      |      |      |      |      |      |            |      |            |      |      |      |     |                   |     |    |    |    |    |    |    |     |            |     |            |     |                        |               |     |              |      |      |      |      |      |      |      |      |      |      |               |      |      |      |      |   |   |   |   |    |  |    |  |
|   | Percentage of capacitance change  |   | Within ±20% of initial value                     |      |      |      |      |      |      |            |      |            |      |      |      |     |                   |     |    |    |    |    |    |    |     |            |     |            |     |                        |               |     |              |      |      |      |      |      |      |      |      |      |      |               |      |      |      |      |   |   |   |   |    |  |    |  |
|   | Tangent of the loss angle   |   | 200% or less of the initial specified value      |      |      |      |      |      |      |            |      |            |      |      |      |     |                   |     |    |    |    |    |    |    |     |            |     |            |     |                        |               |     |              |      |      |      |      |      |      |      |      |      |      |               |      |      |      |      |   |   |   |   |    |  |    |  |
| Shelf life (105°C)  | Test time : 1000hours ; other items are same as the endurance. Voltage application treatment : According to JIS C5101-4 4.1   |   |  |      |      |      |      |      |      |            |      |            |      |      |      |     |                   |     |    |    |    |    |    |    |     |            |     |            |     |                        |               |     |              |      |      |      |      |      |      |      |      |      |      |               |      |      |      |      |   |   |   |   |    |  |    |  |
| Applicable standards  | JIS C5101-1, -4 (IEC 60384-1, -4)   |   |  |      |      |      |      |      |      |            |      |            |      |      |      |     |                   |     |    |    |    |    |    |    |     |            |     |            |     |                        |               |     |              |      |      |      |      |      |      |      |      |      |      |               |      |      |      |      |   |   |   |   |    |  |    |  |

### Outline Drawing

Unit : mm



### Coefficient of Frequency for Rated Ripple Current

| Rated voltage (V) | Rated capacitance (µF) | Frequency (Hz) |     |     |     |      |
|-------------------|------------------------|----------------|-----|-----|-----|------|
|                   |                        | 50 · 60        | 120 | 1k  | 10k | 100k |
| 6.3 to 100        | 1 to 47                | 0.8            | 1   | 1.5 | 1.7 | 2.0  |
|                   | 100 to 220             | 0.8            | 1   | 1.2 | 1.3 | 1.4  |
|                   | 330 to 1000            | 0.8            | 1   | 1.2 | 1.2 | 1.3  |
|                   | 2200 to 22000          | 0.8            | 1   | 1.1 | 1.1 | 1.1  |
| 160 to 450        | 1 to 470               | 0.8            | 1   | 1.3 | 1.4 | 1.6  |

### Part numbering system (example : 10V1000µF)

|             |   |                      |   |                          |                              |               |   |                 |   |                       |
|-------------|---|----------------------|---|--------------------------|------------------------------|---------------|---|-----------------|---|-----------------------|
| RJ5         | — | 10                   | V | 102                      | M                            | H3            | # | □               | — | □                     |
| Series code |   | Rated voltage symbol |   | Rated capacitance symbol | Capacitance tolerance symbol | Casing symbol |   | Optional symbol |   | Taping/Forming symbol |

In the case of 160V or beyond, should put in optional symbol "B".

### Casing symbol

| Size φD×L (mm) | Casing Symbol | Size φD×L (mm) | Casing Symbol | Size φD×L (mm) | Casing Symbol | Size φD×L (mm) | Casing Symbol |
|----------------|---------------|----------------|---------------|----------------|---------------|----------------|---------------|
| 5×11           | E3            | 10×12.5        | H3            | 16×20          | J5            | 18×20          | K5            |
| 6.3×11         | F3            | 10×16          | H4            | 16×25          | J6            | 18×25          | K6            |
| 8×11.5         | G3            | 10×20          | H5            | 16×31.5        | J7            | 18×31.5        | K7            |
| —              | —             | 12.5×20        | I5            | 16×35.5        | J8            | 18×35.5        | K8            |
| —              | —             | 12.5×25        | I6            | —              | —             | 18×40          | K9            |

Standard Ratings

| Rated voltage (V)      | Item      | 6.3  |                              | 10        |                              | 16        |                              | 25        |                              | 35        |                              | 50        |                              | 63        |                              | 100       |                              |
|------------------------|-----------|------|------------------------------|-----------|------------------------------|-----------|------------------------------|-----------|------------------------------|-----------|------------------------------|-----------|------------------------------|-----------|------------------------------|-----------|------------------------------|
|                        |           | Case | Rated ripple current (mAmps) | Case      | Rated ripple current (mAmps) | Case      | Rated ripple current (mAmps) | Case      | Rated ripple current (mAmps) | Case      | Rated ripple current (mAmps) | Case      | Rated ripple current (mAmps) | Case      | Rated ripple current (mAmps) | Case      | Rated ripple current (mAmps) |
| Rated capacitance (μF) | φD×L (mm) |      |                              | φD×L (mm) |                              | φD×L (mm) |                              | φD×L (mm) |                              | φD×L (mm) |                              | φD×L (mm) |                              | φD×L (mm) |                              | φD×L (mm) |                              |
| 1                      | —         | —    | —                            | —         | —                            | —         | —                            | —         | —                            | —         | —                            | 5×11      | 15                           | —         | —                            | 5×11      | 15                           |
| 2.2                    | —         | —    | —                            | —         | —                            | —         | —                            | —         | —                            | —         | —                            | 5×11      | 22                           | —         | —                            | 5×11      | 21                           |
| 3.3                    | —         | —    | —                            | —         | —                            | —         | —                            | —         | —                            | —         | —                            | 5×11      | 27                           | —         | —                            | 5×11      | 29                           |
| 4.7                    | —         | —    | —                            | —         | —                            | —         | —                            | —         | —                            | —         | —                            | 5×11      | 32                           | —         | —                            | 5×11      | 32                           |
| 10                     | —         | —    | —                            | —         | —                            | —         | —                            | —         | —                            | —         | —                            | 5×11      | 47                           | —         | —                            | 5×11      | 50                           |
| 22                     | —         | —    | —                            | —         | —                            | —         | —                            | —         | —                            | —         | —                            | 5×11      | 70                           | 5×11      | 71                           | 6.3×11    | 93                           |
| 33                     | —         | —    | —                            | —         | —                            | —         | —                            | —         | —                            | —         | —                            | 5×11      | 90                           | 6.3×11    | 100                          | 8×11.5    | 130                          |
| 47                     | —         | —    | —                            | —         | —                            | —         | —                            | —         | —                            | 5×11      | 93                           | 6.3×11    | 115                          | 6.3×11    | 120                          | 8×11.5    | 140                          |
| 68                     | —         | —    | —                            | —         | —                            | —         | —                            | —         | —                            | 6.3×11    | 110                          | 6.3×11    | 150                          | 8×11.5    | 155                          | 10×12.5   | 190                          |
| 100                    | —         | —    | —                            | —         | —                            | —         | —                            | 5×11      | 125                          | 6.3×11    | 151                          | 8×11.5    | 190                          | 8×11.5    | 200                          | 10×16     | 240                          |
| 220                    | —         | —    | 5×11                         | 155       | 6.3×11                       | 190       | 6.3×11                       | 200       | 8×11.5                       | 270       | 10×12.5                      | 314       | 10×16                        | 335       | 12.5×20                      | 390       |                              |
| 330                    | —         | —    | 6.3×11                       | 210       | 6.3×11                       | 225       | 8×11.5                       | 310       | 10×12.5                      | 384       | 10×16                        | 421       | 10×20                        | 510       | —                            | —         |                              |
| 470                    | —         | —    | 6.3×11                       | 250       | 8×11.5                       | 323       | 10×12.5                      | 429       | 10×16                        | 470       | 10×20                        | 540       | 12.5×20                      | 640       | 16×25                        | 715       |                              |
| 1000                   | 8×11.5    | 398  | 10×12.5                      | 460       | 10×12.5                      | 500       | 10×16                        | 610       | 12.5×20                      | 857       | 12.5×25                      | 1000      | 16×25                        | 930       | 18×35.5                      | 960       |                              |
| 2200                   | 10×16     | 635  | 10×16                        | 705       | 10×20                        | 710       | 12.5×25                      | 1180      | 16×25                        | 1380      | 16×31.5                      | 1410      | 18×35.5                      | 1650      | —                            | —         |                              |
| 3300                   | 10×20     | 882  | 12.5×20                      | 1010      | 12.5×25                      | 1200      | 16×25                        | 1440      | 16×31.5                      | 1500      | 18×35.5                      | 1990      | —                            | —         | —                            | —         |                              |
| 4700                   | 12.5×20   | 1120 | 12.5×25                      | 1260      | 16×25                        | 1500      | 16×25                        | 1570      | 16×35.5                      | 1780      | —                            | —         | —                            | —         | —                            | —         |                              |
| 6800                   | 12.5×25   | 1380 | 16×25                        | 1570      | 16×25                        | 1600      | 16×35.5                      | 1850      | 18×40                        | 2000      | —                            | —         | —                            | —         | —                            | —         |                              |
| 10000                  | 16×25     | 1750 | 16×31.5                      | 1820      | 16×35.5                      | 1930      | 18×40                        | 2000      | —                            | —         | —                            | —         | —                            | —         | —                            | —         |                              |
| 15000                  | 16×31.5   | 1820 | 16×35.5                      | 2050      | 18×40                        | 2210      | —                            | —         | —                            | —         | —                            | —         | —                            | —         | —                            | —         |                              |
| 22000                  | 18×35.5   | 2280 | 18×40                        | 2420      | —                            | —         | —                            | —         | —                            | —         | —                            | —         | —                            | —         | —                            | —         |                              |

ALUMINUM

| Rated voltage (V)      | Item      | 160  |                              | 200       |                              | 250       |                              | 315       |                              | 350       |                              | 400       |                              | 450       |                              |
|------------------------|-----------|------|------------------------------|-----------|------------------------------|-----------|------------------------------|-----------|------------------------------|-----------|------------------------------|-----------|------------------------------|-----------|------------------------------|
|                        |           | Case | Rated ripple current (mAmps) | Case      | Rated ripple current (mAmps) | Case      | Rated ripple current (mAmps) | Case      | Rated ripple current (mAmps) | Case      | Rated ripple current (mAmps) | Case      | Rated ripple current (mAmps) | Case      | Rated ripple current (mAmps) |
| Rated capacitance (μF) | φD×L (mm) |      |                              | φD×L (mm) |                              | φD×L (mm) |                              | φD×L (mm) |                              | φD×L (mm) |                              | φD×L (mm) |                              | φD×L (mm) |                              |
| 1                      | —         | —    | —                            | —         | —                            | —         | —                            | —         | —                            | —         | —                            | —         | —                            | 6.3×11    | 12                           |
| 2.2                    | —         | —    | —                            | —         | —                            | —         | —                            | 6.3×11    | 21                           | 6.3×11    | 21                           | —         | —                            | 8×11.5    | 20                           |
| 3.3                    | —         | —    | —                            | —         | —                            | 6.3×11    | 35                           | 6.3×11    | 26                           | 6.3×11    | 26                           | —         | —                            | 10×12.5   | 41                           |
| 4.7                    | —         | —    | 6.3×11                       | 42        | 6.3×11                       | 42        | 8×11.5                       | 35        | 8×11.5                       | 35        | 8×11.5                       | 35        | 10×12.5                      | 49        |                              |
| 10                     | 6.3×11    | 61   | 8×11.5                       | 72        | 8×11.5                       | 72        | 10×16                        | 74        | 10×16                        | 67        | 10×16                        | 67        | 10×20                        | 86        |                              |
| 22                     | 10×12.5   | 125  | 10×16                        | 135       | 10×16                        | 135       | 12.5×20                      | 135       | 12.5×20                      | 140       | 12.5×20                      | 140       | 12.5×25                      | 170       |                              |
| 33                     | 10×16     | 170  | 10×20                        | 185       | 12.5×20                      | 210       | 12.5×25                      | 195       | 12.5×25                      | 195       | 12.5×25                      | 195       | 16×20                        | 225       |                              |
| 47                     | 10×20     | 220  | —                            | —         | 12.5×20                      | 250       | —                            | —         | —                            | —         | 16×25                        | 350       | 16×25                        | 296       |                              |
| 68                     | 12.5×25   | 330  | 12.5×20                      | 305       | 16×20                        | 355       | 18×20                        | 350       | 16×31.5                      | 390       | 16×31.5                      | 460       | 16×31.5                      | 390       |                              |
| 100                    | 16×20     | 430  | 12.5×25                      | 400       | 16×25                        | 465       | 16×35.5                      | 500       | 16×35.5                      | 500       | 18×25                        | 380       | 18×25                        | 380       |                              |
| 120                    | 16×25     | 510  | 16×20                        | 430       | 18×20                        | 465       | 18×25                        | 460       | 18×25                        | 460       | 18×31.5                      | 505       | 18×35.5                      | 540       |                              |
| 150                    | 16×25     | 570  | 16×25                        | 510       | 16×31.5                      | 560       | 18×31.5                      | 560       | 18×31.5                      | 560       | 18×35.5                      | 588       | 18×40                        | 615       |                              |
| 180                    | 18×25     | 675  | 16×20                        | 430       | 18×20                        | 465       | 18×25                        | 460       | 18×25                        | 460       | 18×31.5                      | 505       | 18×35.5                      | 540       |                              |
| 220                    | 18×25     | 745  | 16×25                        | 510       | 16×31.5                      | 560       | 18×31.5                      | 560       | 18×31.5                      | 560       | 18×35.5                      | 588       | 18×40                        | 615       |                              |
| 330                    | —         | —    | 16×25                        | 570       | 16×31.5                      | 625       | 16×35.5                      | 655       | 18×35.5                      | 648       | 18×40                        | 688       | —                            | —         |                              |
| 470                    | 18×40     | 1300 | 18×25                        | 675       | 16×31.5                      | 685       | 18×31.5                      | 735       | 18×40                        | 750       | —                            | —         | —                            | —         |                              |
|                        |           |      | 16×35.5                      | 790       | 18×35.5                      | 855       | —                            | —         | —                            | —         | —                            | —         | —                            | —         |                              |
|                        |           |      | 18×31.5                      | 810       | —                            | —         | —                            | —         | —                            | —         | —                            | —         | —                            | —         |                              |
|                        |           |      | 18×40                        | 1090      | —                            | —         | —                            | —         | —                            | —         | —                            | —         | —                            | —         |                              |

(Note) Rated ripple current : 105° C, 120Hz ; ESR. : 20° C, 120Hz

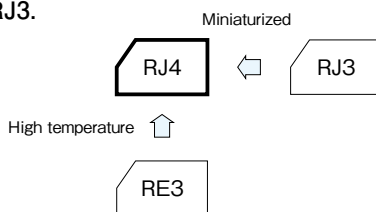
MINIATURE ALUMINUM 105°C



## 105°C Miniature Capacitors

GREEN CAP 105°C 2000hours Anti-cleaning solvent 250V Max.

- Case size is one rank smaller than Series RJ3.
- Guarantees 2000 hours at 105°C. (φ5 to φ8 : 1000 hours)



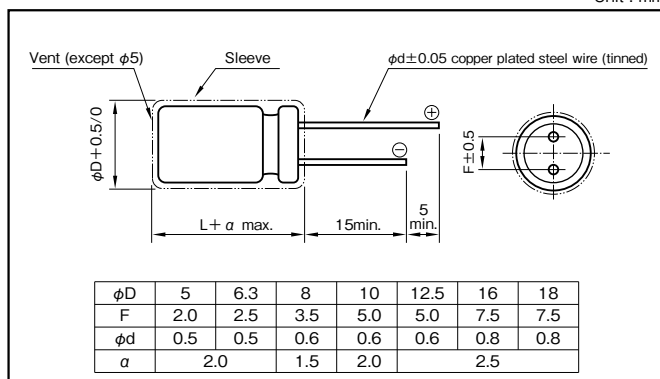
Marking color : White print on a black sleeve

## Specifications

| Item  | Performance   |   |             |      |      |      |      |      |      |            |            |      |      |      |      |     |                   |     |    |    |    |    |    |    |     |            |            |                        |               |     |     |     |              |      |      |      |      |      |               |      |      |      |      |      |      |      |      |      |
|---|---|---|-------------|------|------|------|------|------|------|------------|------------|------|------|------|------|-----|-------------------|-----|----|----|----|----|----|----|-----|------------|------------|------------------------|---------------|-----|-----|-----|--------------|------|------|------|------|------|---------------|------|------|------|------|------|------|------|------|------|
|   | Category temperature range (°C)   | -55 to +105                                 | -40 to +105 |      |      |      |      |      |      |            |            |      |      |      |      |     |                   |     |    |    |    |    |    |    |     |            |            |                        |               |     |     |     |              |      |      |      |      |      |               |      |      |      |      |      |      |      |      |      |
| Rated voltage (V)   | 6.3 to 100  | 160 to 450                                  |             |      |      |      |      |      |      |            |            |      |      |      |      |     |                   |     |    |    |    |    |    |    |     |            |            |                        |               |     |     |     |              |      |      |      |      |      |               |      |      |      |      |      |      |      |      |      |
| Tolerance at rated capacitance (%)                                | ±20 (20°C, 120Hz)   |   |             |      |      |      |      |      |      |            |            |      |      |      |      |     |                   |     |    |    |    |    |    |    |     |            |            |                        |               |     |     |     |              |      |      |      |      |      |               |      |      |      |      |      |      |      |      |      |
| Leakage current (µA) (max.)                                       | 0.03CV or 4 whichever is larger (after 1 minute)  | CV ≤ 1000 : 0.1CV+40 (after 1 minute)       |             |      |      |      |      |      |      |            |            |      |      |      |      |     |                   |     |    |    |    |    |    |    |     |            |            |                        |               |     |     |     |              |      |      |      |      |      |               |      |      |      |      |      |      |      |      |      |
|   | 0.01CV or 3 whichever is larger (after 2 minutes)   | CV > 1000 : 0.04CV+100 (after 1 minute)     |             |      |      |      |      |      |      |            |            |      |      |      |      |     |                   |     |    |    |    |    |    |    |     |            |            |                        |               |     |     |     |              |      |      |      |      |      |               |      |      |      |      |      |      |      |      |      |
| C : Rated capacitance (µF) ; V : Rated voltage (V) (20°C)         |   |   |             |      |      |      |      |      |      |            |            |      |      |      |      |     |                   |     |    |    |    |    |    |    |     |            |            |                        |               |     |     |     |              |      |      |      |      |      |               |      |      |      |      |      |      |      |      |      |
| Tangent of loss angle (tanδ)                                      | <table border="1"> <thead> <tr> <th>Rated voltage (V)</th> <th>6.3</th><th>10</th><th>16</th><th>25</th><th>35</th><th>50</th><th>63</th><th>100</th><th>160</th><th>200</th><th>250</th><th>315</th><th>350</th><th>400</th><th>450</th> </tr> </thead> <tbody> <tr> <td>tan δ (max.)</td> <td>0.28</td><td>0.24</td><td>0.20</td><td>0.16</td><td>0.14</td><td>0.12</td><td>0.10</td><td>0.08</td><td>0.20</td><td>0.20</td><td>0.20</td><td>0.24</td><td>0.24</td><td>0.24</td><td>0.24</td> </tr> </tbody> </table>                       |   |             |      |      |      |      |      |      |            |            |      |      |      |      |     | Rated voltage (V) | 6.3 | 10 | 16 | 25 | 35 | 50 | 63 | 100 | 160        | 200        | 250                    | 315           | 350 | 400 | 450 | tan δ (max.) | 0.28 | 0.24 | 0.20 | 0.16 | 0.14 | 0.12          | 0.10 | 0.08 | 0.20 | 0.20 | 0.20 | 0.24 | 0.24 | 0.24 | 0.24 |
|   | Rated voltage (V)   | 6.3   | 10          | 16   | 25   | 35   | 50   | 63   | 100  | 160        | 200        | 250  | 315  | 350  | 400  | 450 |                   |     |    |    |    |    |    |    |     |            |            |                        |               |     |     |     |              |      |      |      |      |      |               |      |      |      |      |      |      |      |      |      |
| tan δ (max.)  | 0.28  | 0.24  | 0.20        | 0.16 | 0.14 | 0.12 | 0.10 | 0.08 | 0.20 | 0.20       | 0.20       | 0.24 | 0.24 | 0.24 | 0.24 |     |                   |     |    |    |    |    |    |    |     |            |            |                        |               |     |     |     |              |      |      |      |      |      |               |      |      |      |      |      |      |      |      |      |
| 0.02 is added to every 1000µF increase over 1000µF. (20°C, 120Hz) |   |   |             |      |      |      |      |      |      |            |            |      |      |      |      |     |                   |     |    |    |    |    |    |    |     |            |            |                        |               |     |     |     |              |      |      |      |      |      |               |      |      |      |      |      |      |      |      |      |
| Characteristics at high and low temperature                       | <table border="1"> <thead> <tr> <th>Rated voltage (V)</th> <th>6.3</th><th>10</th><th>16</th><th>25</th><th>35</th><th>50</th><th>63</th><th>100</th><th>160 to 250</th><th>315 to 450</th> </tr> </thead> <tbody> <tr> <td rowspan="2">Impedance ratio (max.)</td> <td>Z-25°C/Z+20°C</td> <td>5</td><td>4</td><td>3</td><td>2</td><td>2</td><td>2</td><td>2</td><td>4</td><td>4</td> </tr> <tr> <td>Z-40°C/Z+20°C</td> <td>10</td><td>8</td><td>6</td><td>4</td><td>3</td><td>3</td><td>3</td><td>15</td><td>10</td> </tr> </tbody> </table> |   |             |      |      |      |      |      |      |            |            |      |      |      |      |     | Rated voltage (V) | 6.3 | 10 | 16 | 25 | 35 | 50 | 63 | 100 | 160 to 250 | 315 to 450 | Impedance ratio (max.) | Z-25°C/Z+20°C | 5   | 4   | 3   | 2            | 2    | 2    | 2    | 4    | 4    | Z-40°C/Z+20°C | 10   | 8    | 6    | 4    | 3    | 3    | 3    | 15   | 10   |
|   | Rated voltage (V)   | 6.3   | 10          | 16   | 25   | 35   | 50   | 63   | 100  | 160 to 250 | 315 to 450 |      |      |      |      |     |                   |     |    |    |    |    |    |    |     |            |            |                        |               |     |     |     |              |      |      |      |      |      |               |      |      |      |      |      |      |      |      |      |
| Impedance ratio (max.)  | Z-25°C/Z+20°C   | 5   | 4           | 3    | 2    | 2    | 2    | 2    | 4    | 4          |            |      |      |      |      |     |                   |     |    |    |    |    |    |    |     |            |            |                        |               |     |     |     |              |      |      |      |      |      |               |      |      |      |      |      |      |      |      |      |
|   | Z-40°C/Z+20°C   | 10  | 8           | 6    | 4    | 3    | 3    | 3    | 15   | 10         |            |      |      |      |      |     |                   |     |    |    |    |    |    |    |     |            |            |                        |               |     |     |     |              |      |      |      |      |      |               |      |      |      |      |      |      |      |      |      |
| (120Hz)   |   |   |             |      |      |      |      |      |      |            |            |      |      |      |      |     |                   |     |    |    |    |    |    |    |     |            |            |                        |               |     |     |     |              |      |      |      |      |      |               |      |      |      |      |      |      |      |      |      |
| Endurance (105°C) (Applied ripple current)                        | Test time   | 2000 hours (φ5 to φ8 : 1000 hours)          |             |      |      |      |      |      |      |            |            |      |      |      |      |     |                   |     |    |    |    |    |    |    |     |            |            |                        |               |     |     |     |              |      |      |      |      |      |               |      |      |      |      |      |      |      |      |      |
|   | Leakage current   | The initial specified value or less         |             |      |      |      |      |      |      |            |            |      |      |      |      |     |                   |     |    |    |    |    |    |    |     |            |            |                        |               |     |     |     |              |      |      |      |      |      |               |      |      |      |      |      |      |      |      |      |
|   | Percentage of capacitance change  | Within ±20% of initial value                |             |      |      |      |      |      |      |            |            |      |      |      |      |     |                   |     |    |    |    |    |    |    |     |            |            |                        |               |     |     |     |              |      |      |      |      |      |               |      |      |      |      |      |      |      |      |      |
|   | Tangent of the loss angle   | 200% or less of the initial specified value |             |      |      |      |      |      |      |            |            |      |      |      |      |     |                   |     |    |    |    |    |    |    |     |            |            |                        |               |     |     |     |              |      |      |      |      |      |               |      |      |      |      |      |      |      |      |      |
| Shelf life (105°C)  | Test time : 1000hours ; other items are same as the endurance. Voltage application treatment : According to JIS C5101-4 4.1   |   |             |      |      |      |      |      |      |            |            |      |      |      |      |     |                   |     |    |    |    |    |    |    |     |            |            |                        |               |     |     |     |              |      |      |      |      |      |               |      |      |      |      |      |      |      |      |      |
| Applicable standards  | JIS C5101-1, -4 (IEC 60384-1, -4)   |   |             |      |      |      |      |      |      |            |            |      |      |      |      |     |                   |     |    |    |    |    |    |    |     |            |            |                        |               |     |     |     |              |      |      |      |      |      |               |      |      |      |      |      |      |      |      |      |

## Outline Drawing

Unit : mm



## Coefficient of Frequency for Rated Ripple Current

| Rated voltage (V) | Rated capacitance (µF) | Frequency (Hz) |     |     |     |      |
|-------------------|------------------------|----------------|-----|-----|-----|------|
|                   |                        | 50 · 60        | 120 | 1k  | 10k | 100k |
| 6.3 to 100        | 1 to 47                | 0.8            | 1   | 1.5 | 1.7 | 2.0  |
|                   | 100 to 220             | 0.8            | 1   | 1.2 | 1.3 | 1.4  |
|                   | 330 to 1000            | 0.8            | 1   | 1.2 | 1.2 | 1.3  |
|                   | 2200 to 22000          | 0.8            | 1   | 1.1 | 1.1 | 1.1  |
| 160 to 450        | 1 to 330               | 0.8            | 1   | 1.3 | 1.4 | 1.6  |

## Part numbering system (example : 16V2200µF)

|             |   |                      |   |                          |                              |               |                 |   |   |                       |
|-------------|---|----------------------|---|--------------------------|------------------------------|---------------|-----------------|---|---|-----------------------|
| RJ4         | — | 16                   | V | 222                      | M                            | I5            | #               | □ | — | □                     |
| Series code |   | Rated voltage symbol |   | Rated capacitance symbol | Capacitance tolerance symbol | Casing symbol | Optional symbol |   |   | Taping/Forming symbol |

## Casing symbol

| Size φD×L (mm) | Casing Symbol | Size φD×L (mm) | Casing Symbol |
|----------------|---------------|----------------|---------------|
| 5×11           | E3            | 12.5×25        | I6            |
| 6.3×11         | F3            | 16×25          | J6            |
| 8×11.5         | G3            | 16×31.5        | J7            |
| 10×12.5        | H3            | 16×35.5        | J8            |
| 10×16          | H4            | 18×31.5        | K7            |
| 10×20          | H5            | 18×35.5        | K8            |
| 12.5×20        | I5            | 18×40          | K9            |

Standard Ratings

| Rated voltage (V)<br>Rated capacitance (μF)<br>Item | 6.3               |         |   | 10                |         |   | 16                |         |   | 25                |         |   | 35                |         |   | 50                |         |   | 63                |         |   | 100               |         |   |
|---|-------------------|---------|---|-------------------|---------|---|-------------------|---------|---|-------------------|---------|---|-------------------|---------|---|-------------------|---------|---|-------------------|---------|---|-------------------|---------|---|
|   | Case<br>φD×L (mm) | ESR (Ω) | Rated ripple current (mA <sub>rms</sub> ) | Case<br>φD×L (mm) | ESR (Ω) | Rated ripple current (mA <sub>rms</sub> ) | Case<br>φD×L (mm) | ESR (Ω) | Rated ripple current (mA <sub>rms</sub> ) | Case<br>φD×L (mm) | ESR (Ω) | Rated ripple current (mA <sub>rms</sub> ) | Case<br>φD×L (mm) | ESR (Ω) | Rated ripple current (mA <sub>rms</sub> ) | Case<br>φD×L (mm) | ESR (Ω) | Rated ripple current (mA <sub>rms</sub> ) | Case<br>φD×L (mm) | ESR (Ω) | Rated ripple current (mA <sub>rms</sub> ) | Case<br>φD×L (mm) | ESR (Ω) | Rated ripple current (mA <sub>rms</sub> ) |
| 1   | —                 | —       | —   | —                 | —       | —   | —                 | —       | —   | —                 | —       | —   | —                 | —       | 5×11                                      | 199               | 15      | —   | —                 | —       | 5×11                                      | 133               | 15      |   |
| 2.2   | —                 | —       | —   | —                 | —       | —   | —                 | —       | —   | —                 | —       | —   | —                 | —       | 5×11                                      | 90.5              | 22      | —   | —                 | —       | 5×11                                      | 60.3              | 21      |   |
| 3.3   | —                 | —       | —   | —                 | —       | —   | —                 | —       | —   | —                 | —       | —   | —                 | —       | 5×11                                      | 60.3              | 27      | —   | —                 | —       | 5×11                                      | 40.2              | 29      |   |
| 4.7   | —                 | —       | —   | —                 | —       | —   | —                 | —       | —   | 5×11              | 56.5    | 27  | 5×11              | 49.4    | 30  | 5×11              | 42.4    | 32  | —                 | —       | —   | 5×11              | 28.2    | 32  |
| 10  | —                 | —       | —   | —                 | —       | —   | 5×11              | 33.2    | 37  | 5×11              | 26.5    | 39  | 5×11              | 23.2    | 43  | 5×11              | 19.9    | 47  | 5×11              | 16.6    | 46  | 6.3×11            | 13.3    | 54  |
| 22  | —                 | —       | —   | —                 | —       | —   | 5×11              | 15.1    | 54  | 5×11              | 12.1    | 58  | 5×11              | 10.6    | 64  | 5×11              | 9.05    | 70  | 5×11              | 7.54    | 71  | 6.3×11            | 6.03    | 93  |
| 33  | —                 | —       | —   | —                 | —       | —   | 5×11              | 10.1    | 67  | 5×11              | 8.04    | 71  | 5×11              | 7.04    | 78  | 5×11              | 6.03    | 90  | 6.3×11            | 5.03    | 100                                       | 8×11.5            | 4.02    | 130                                       |
| 47  | —                 | —       | —   | 5×11              | 8.47    | 72  | 5×11              | 7.06    | 79  | 5×11              | 5.65    | 84  | 5×11              | 4.94    | 90  | 6.3×11            | 4.24    | 115                                       | 6.3×11            | 3.53    | 120                                       | 10×12.5           | 2.82    | 165                                       |
| 100   | —                 | —       | —   | 5×11              | 3.98    | 105                                       | 5×11              | 3.32    | 115                                       | 6.3×11            | 2.65    | 141                                       | 6.3×11            | 2.32    | 151                                       | 8×11.5            | 1.99    | 190                                       | 10×12.5           | 1.66    | 215                                       | 10×20             | 1.33    | 265                                       |
| 220   | 5×11              | 2.11    | 140                                       | 6.3×11            | 1.81    | 166                                       | 6.3×11            | 1.51    | 190                                       | 8×11.5            | 1.21    | 247                                       | 10×12.5           | 1.06    | 314                                       | 10×12.5           | 0.91    | 314                                       | 10×16             | 0.75    | 335                                       | 12.5×25           | 0.60    | 440                                       |
| 330   | 6.3×11            | 1.41    | 195                                       | 6.3×11            | 1.21    | 210                                       | 8×11.5            | 1.01    | 271                                       | 10×12.5           | 0.81    | 360                                       | 10×12.5           | 0.70    | 384                                       | 10×16             | 0.60    | 421                                       | 10×20             | 0.50    | 510                                       | 12.5×25           | 0.40    | 540                                       |
| 470   | 6.3×11            | 0.99    | 232                                       | 8×11.5            | 0.85    | 325                                       | 8×11.5            | 0.71    | 323                                       | 10×12.5           | 0.57    | 429                                       | 10×16             | 0.50    | 470                                       | 12.5×20           | 0.42    | 628                                       | 12.5×20           | 0.35    | 640                                       | 16×25             | 0.28    | 715                                       |
| 1000  | 8×11.5            | 0.47    | 398                                       | 10×12.5           | 0.40    | 457                                       | 10×16             | 0.33    | 560                                       | 10×20             | 0.27    | 705                                       | 12.5×20           | 0.23    | 857                                       | 12.5×25           | 0.20    | 1000                                      | 16×25             | 0.17    | 930                                       | 18×40             | 0.13    | 985                                       |
| 2200  | 10×20             | 0.23    | 720                                       | 10×20             | 0.20    | 761                                       | 12.5×20           | 0.17    | 961                                       | 12.5×25           | 0.14    | 1180                                      | 16×25             | 0.12    | 1380                                      | 16×35.5           | 0.11    | 1660                                      | —                 | —       | —   | —                 | —       | —   |
| 3300  | 10×20             | 0.16    | 882                                       | 12.5×20           | 0.14    | 1010                                      | 12.5×25           | 0.12    | 1200                                      | 16×25             | 0.10    | 1440                                      | 16×35.5           | 0.09    | 1780                                      | 18×35.5           | 0.08    | 1990                                      | —                 | —       | —   | —                 | —       | —   |
| 4700  | 12.5×20           | 0.12    | 1120                                      | 12.5×25           | 0.11    | 1250                                      | 16×25             | 0.09    | 1490                                      | 16×31.5           | 0.08    | 1880                                      | 18×35.5           | 0.07    | 2120                                      | —                 | —       | —   | —                 | —       | —   | —                 | —       | —   |
| 6800  | 12.5×25           | 0.09    | 1380                                      | 16×25             | 0.08    | 1570                                      | 16×35.5           | 0.07    | 1830                                      | 18×35.5           | 0.06    | 2330                                      | —                 | —       | —   | —                 | —       | —   | —                 | —       | —   | —                 | —       | —   |
| 10000   | 16×25             | 0.08    | 1750                                      | 16×35.5           | 0.07    | 1910                                      | 18×35.5           | 0.06    | 2220                                      | —                 | —       | —   | —                 | —       | —   | —                 | —       | —   | —                 | —       | —   | —                 | —       | —   |
| 15000   | 16×35.5           | 0.06    | 2040                                      | 18×35.5           | 0.06    | 2190                                      | —                 | —       | —   | —                 | —       | —   | —                 | —       | —   | —                 | —       | —   | —                 | —       | —   | —                 | —       | —   |
| 22000   | 18×40             | 0.05    | 2390                                      | —                 | —       | —   | —                 | —       | —   | —                 | —       | —   | —                 | —       | —   | —                 | —       | —   | —                 | —       | —   | —                 | —       | —   |

ALUMINUM

| Rated voltage (V)<br>Rated capacitance (μF)<br>Item | 160               |         |   | 200               |         |   | 250               |         |   | 315               |         |   | 350               |         |   | 400               |         |   | 450               |         |   |   |   |
|---|-------------------|---------|---|-------------------|---------|---|-------------------|---------|---|-------------------|---------|---|-------------------|---------|---|-------------------|---------|---|-------------------|---------|---|---|---|
|   | Case<br>φD×L (mm) | ESR (Ω) | Rated ripple current (mA <sub>rms</sub> ) | Case<br>φD×L (mm) | ESR (Ω) | Rated ripple current (mA <sub>rms</sub> ) | Case<br>φD×L (mm) | ESR (Ω) | Rated ripple current (mA <sub>rms</sub> ) | Case<br>φD×L (mm) | ESR (Ω) | Rated ripple current (mA <sub>rms</sub> ) | Case<br>φD×L (mm) | ESR (Ω) | Rated ripple current (mA <sub>rms</sub> ) | Case<br>φD×L (mm) | ESR (Ω) | Rated ripple current (mA <sub>rms</sub> ) | Case<br>φD×L (mm) | ESR (Ω) | Rated ripple current (mA <sub>rms</sub> ) |   |   |
| 1   | 6.3×11            | 332     | 16  | 6.3×11            | 332     | 16  | 6.3×11            | 332     | 16  | 6.3×11            | 398     | 16  | 6.3×11            | 398     | 16  | 6.3×11            | 398     | 16  | 8×11.5            | 398     | 18  |   |   |
| 2.2   | 6.3×11            | 151     | 23  | 6.3×11            | 151     | 23  | 6.3×11            | 151     | 23  | 8×11.5            | 181     | 27  | 8×11.5            | 181     | 27  | 8×11.5            | 181     | 27  | 10×12.5           | 181     | 31  |   |   |
| 3.3   | 6.3×11            | 101     | 28  | 6.3×11            | 101     | 28  | 8×11.5            | 101     | 34  | 10×12.5           | 121     | 38  | 10×12.5           | 121     | 38  | 10×12.5           | 121     | 38  | 10×16             | 121     | 42  |   |   |
| 4.7   | 6.3×11            | 70.6    | 34  | 8×11.5            | 70.6    | 40  | 8×11.5            | 70.6    | 40  | 10×12.5           | 84.7    | 45  | 10×12.5           | 84.7    | 45  | 10×16             | 84.7    | 50  | 10×20             | 84.7    | 54  |   |   |
| 10  | 8×11.5            | 33.2    | 58  | 10×12.5           | 33.2    | 66  | 10×16             | 33.2    | 74  | 10×20             | 39.8    | 79  | 10×20             | 39.8    | 79  | 12.5×20           | 39.8    | 87  | 12.5×20           | 39.8    | 87  |   |   |
| 22  | 10×16             | 15.1    | 107                                       | 10×20             | 15.1    | 120                                       | 12.5×20           | 15.1    | 130                                       | 12.5×20           | 18.1    | 129                                       | 12.5×25           | 18.1    | 140                                       | 12.5×25           | 18.1    | 140                                       | 16×25             | 18.1    | 160                                       |   |   |
| 33  | 10×20             | 10.1    | 143                                       | 12.5×20           | 10.1    | 160                                       | 12.5×25           | 10.1    | 172                                       | 16×25             | 12.1    | 196                                       | 16×25             | 12.1    | 196                                       | 16×25             | 12.1    | 196                                       | 16×31.5           | 12.1    | 215                                       |   |   |
| 47  | 12.5×20           | 7.06    | 188                                       | 12.5×20           | 7.06    | 188                                       | 12.5×25           | 7.06    | 205                                       | 16×25             | 8.47    | 234                                       | 16×25             | 8.47    | 234                                       | 16×31.5           | 8.47    | 256                                       | 16×35.5           | 8.47    | 269                                       |   |   |
| 100   | 12.5×25           | 3.32    | 299                                       | 16×25             | 3.32    | 342                                       | 16×31.5           | 3.32    | 374                                       | 18×31.5           | 3.98    | 401                                       | 18×31.5           | 3.98    | 401                                       | —                 | —       | —   | —                 | —       | —   | — | — |
| 220   | 16×31.5           | 1.51    | 554                                       | 18×35.5           | 1.51    | 624                                       | —                 | —       | —   | —                 | —       | —   | —                 | —       | —   | —                 | —       | —   | —                 | —       | —   | — | — |
| 330   | 18×35.5           | 1.01    | 764                                       | —                 | —       | —   | —                 | —       | —   | —                 | —       | —   | —                 | —       | —   | —                 | —       | —   | —                 | —       | —   | — | — |

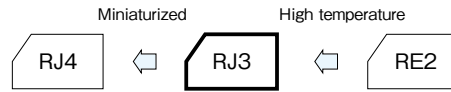
(Note) Rated ripple current : 105°C, 120Hz ; ESR. : 20°C, 120Hz

MINIATURE ALUMINUM 105°C

## 105°C Use, Standard Capacitors

GREEN CAP    105°C 2000hours    Anti-cleaning solvent 250V Max.

• Guarantees 2000 hours at 105°C (φ5 to φ8 : 1000 hours).



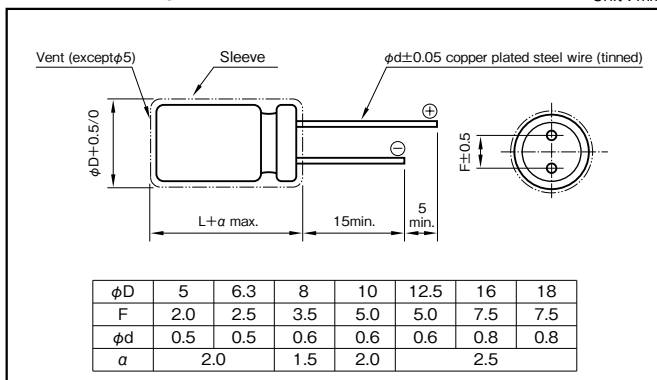
Marking color : White print on a black sleeve

## Specifications

| Item  | Performance   |  |                   |                                    |                 |                                     |                                  |                              |                           |   |      |            |            |                        |               |     |     |              |      |      |      |      |      |      |               |      |      |      |      |      |      |      |   |   |               |   |   |   |   |   |   |   |   |   |
|---|---|--|-------------------|------------------------------------|-----------------|-------------------------------------|----------------------------------|------------------------------|---------------------------|---|------|------------|------------|------------------------|---------------|-----|-----|--------------|------|------|------|------|------|------|---------------|------|------|------|------|------|------|------|---|---|---------------|---|---|---|---|---|---|---|---|---|
| Category temperature range (°C)                           | -55 to +105   | -40 to +105  |                   |                                    |                 |                                     |                                  |                              |                           |   |      |            |            |                        |               |     |     |              |      |      |      |      |      |      |               |      |      |      |      |      |      |      |   |   |               |   |   |   |   |   |   |   |   |   |
| Rated voltage (V)   | 6.3 to 100  | 160 to 400   |                   |                                    |                 |                                     |                                  |                              |                           |   |      |            |            |                        |               |     |     |              |      |      |      |      |      |      |               |      |      |      |      |      |      |      |   |   |               |   |   |   |   |   |   |   |   |   |
| Tolerance at rated capacitance (%)                        | ±20 (20°C, 120Hz)   |  |                   |                                    |                 |                                     |                                  |                              |                           |   |      |            |            |                        |               |     |     |              |      |      |      |      |      |      |               |      |      |      |      |      |      |      |   |   |               |   |   |   |   |   |   |   |   |   |
| Leakage current (μA) (max.)                               | 0.03CV or 4 whichever is larger (after 1 minute)<br>0.01CV or 3 whichever is larger (after 2 minutes)   | CV ≤ 1000 : 0.1CV+40 (after 1 minute)<br>CV > 1000 : 0.04CV+100 (after 1 minute) |                   |                                    |                 |                                     |                                  |                              |                           |   |      |            |            |                        |               |     |     |              |      |      |      |      |      |      |               |      |      |      |      |      |      |      |   |   |               |   |   |   |   |   |   |   |   |   |
| C : Rated capacitance (μF) ; V : Rated voltage (V) (20°C) |   |  |                   |                                    |                 |                                     |                                  |                              |                           |   |      |            |            |                        |               |     |     |              |      |      |      |      |      |      |               |      |      |      |      |      |      |      |   |   |               |   |   |   |   |   |   |   |   |   |
| Tangent of loss angle (tanδ)                              | <table border="1"> <thead> <tr> <th>Rated voltage (V)</th> <th>6.3</th> <th>10</th> <th>16</th> <th>25</th> <th>35</th> <th>50</th> <th>63</th> <th>100</th> <th>160</th> <th>200</th> <th>250</th> <th>315</th> <th>350</th> <th>400</th> </tr> </thead> <tbody> <tr> <td>tan δ (max.)</td> <td>0.22</td> <td>0.19</td> <td>0.16</td> <td>0.14</td> <td>0.12</td> <td>0.10</td> <td>0.09</td> <td>0.08</td> <td>0.15</td> <td>0.15</td> <td>0.15</td> <td>0.20</td> <td>0.20</td> <td>0.20</td> </tr> </tbody> </table> <p>0.02 is added to every 1000μF increase over 1000μF. (20°C, 120Hz)</p>   |  | Rated voltage (V) | 6.3                                | 10              | 16                                  | 25                               | 35                           | 50                        | 63  | 100  | 160        | 200        | 250                    | 315           | 350 | 400 | tan δ (max.) | 0.22 | 0.19 | 0.16 | 0.14 | 0.12 | 0.10 | 0.09          | 0.08 | 0.15 | 0.15 | 0.15 | 0.20 | 0.20 | 0.20 |   |   |               |   |   |   |   |   |   |   |   |   |
| Rated voltage (V)   | 6.3   | 10   | 16                | 25                                 | 35              | 50                                  | 63                               | 100                          | 160                       | 200   | 250  | 315        | 350        | 400                    |               |     |     |              |      |      |      |      |      |      |               |      |      |      |      |      |      |      |   |   |               |   |   |   |   |   |   |   |   |   |
| tan δ (max.)  | 0.22  | 0.19   | 0.16              | 0.14                               | 0.12            | 0.10                                | 0.09                             | 0.08                         | 0.15                      | 0.15  | 0.15 | 0.20       | 0.20       | 0.20                   |               |     |     |              |      |      |      |      |      |      |               |      |      |      |      |      |      |      |   |   |               |   |   |   |   |   |   |   |   |   |
| Characteristics at high and low temperature               | <table border="1"> <thead> <tr> <th>Rated voltage (V)</th> <th>6.3</th> <th>10</th> <th>16</th> <th>25</th> <th>35</th> <th>50</th> <th>63</th> <th>100</th> <th>160 to 250</th> <th>315 to 400</th> </tr> </thead> <tbody> <tr> <td rowspan="3">Impedance ratio (max.)</td> <td>Z-25°C/Z+20°C</td> <td>4</td> <td>3</td> <td>2</td> <td>2</td> <td>2</td> <td>2</td> <td>2</td> <td>3</td> <td>3</td> </tr> <tr> <td>Z-40°C/Z+20°C</td> <td>—</td> <td>—</td> <td>—</td> <td>—</td> <td>—</td> <td>—</td> <td>—</td> <td>8</td> <td>6</td> </tr> <tr> <td>Z-55°C/Z+20°C</td> <td>8</td> <td>6</td> <td>4</td> <td>3</td> <td>3</td> <td>3</td> <td>3</td> <td>—</td> <td>—</td> </tr> </tbody> </table> <p>(120Hz)</p> |  | Rated voltage (V) | 6.3                                | 10              | 16                                  | 25                               | 35                           | 50                        | 63  | 100  | 160 to 250 | 315 to 400 | Impedance ratio (max.) | Z-25°C/Z+20°C | 4   | 3   | 2            | 2    | 2    | 2    | 2    | 3    | 3    | Z-40°C/Z+20°C | —    | —    | —    | —    | —    | —    | —    | 8 | 6 | Z-55°C/Z+20°C | 8 | 6 | 4 | 3 | 3 | 3 | 3 | — | — |
| Rated voltage (V)   | 6.3   | 10   | 16                | 25                                 | 35              | 50                                  | 63                               | 100                          | 160 to 250                | 315 to 400                                  |      |            |            |                        |               |     |     |              |      |      |      |      |      |      |               |      |      |      |      |      |      |      |   |   |               |   |   |   |   |   |   |   |   |   |
| Impedance ratio (max.)                                    | Z-25°C/Z+20°C   | 4  | 3                 | 2                                  | 2               | 2                                   | 2                                | 2                            | 3                         | 3   |      |            |            |                        |               |     |     |              |      |      |      |      |      |      |               |      |      |      |      |      |      |      |   |   |               |   |   |   |   |   |   |   |   |   |
|   | Z-40°C/Z+20°C   | —  | —                 | —                                  | —               | —                                   | —                                | —                            | 8                         | 6   |      |            |            |                        |               |     |     |              |      |      |      |      |      |      |               |      |      |      |      |      |      |      |   |   |               |   |   |   |   |   |   |   |   |   |
|   | Z-55°C/Z+20°C   | 8  | 6                 | 4                                  | 3               | 3                                   | 3                                | 3                            | —                         | —   |      |            |            |                        |               |     |     |              |      |      |      |      |      |      |               |      |      |      |      |      |      |      |   |   |               |   |   |   |   |   |   |   |   |   |
| Endurance (105°C) (Applied ripple current)                | <table border="1"> <thead> <tr> <th>Test time</th> <th>2000 hours (φ5 to φ8 : 1000 hours)</th> </tr> </thead> <tbody> <tr> <td>Leakage current</td> <td>The initial specified value or less</td> </tr> <tr> <td>Percentage of capacitance change</td> <td>Within ±20% of initial value</td> </tr> <tr> <td>Tangent of the loss angle</td> <td>200% or less of the initial specified value</td> </tr> </tbody> </table>  |  | Test time         | 2000 hours (φ5 to φ8 : 1000 hours) | Leakage current | The initial specified value or less | Percentage of capacitance change | Within ±20% of initial value | Tangent of the loss angle | 200% or less of the initial specified value |      |            |            |                        |               |     |     |              |      |      |      |      |      |      |               |      |      |      |      |      |      |      |   |   |               |   |   |   |   |   |   |   |   |   |
| Test time   | 2000 hours (φ5 to φ8 : 1000 hours)  |  |                   |                                    |                 |                                     |                                  |                              |                           |   |      |            |            |                        |               |     |     |              |      |      |      |      |      |      |               |      |      |      |      |      |      |      |   |   |               |   |   |   |   |   |   |   |   |   |
| Leakage current   | The initial specified value or less   |  |                   |                                    |                 |                                     |                                  |                              |                           |   |      |            |            |                        |               |     |     |              |      |      |      |      |      |      |               |      |      |      |      |      |      |      |   |   |               |   |   |   |   |   |   |   |   |   |
| Percentage of capacitance change                          | Within ±20% of initial value  |  |                   |                                    |                 |                                     |                                  |                              |                           |   |      |            |            |                        |               |     |     |              |      |      |      |      |      |      |               |      |      |      |      |      |      |      |   |   |               |   |   |   |   |   |   |   |   |   |
| Tangent of the loss angle                                 | 200% or less of the initial specified value   |  |                   |                                    |                 |                                     |                                  |                              |                           |   |      |            |            |                        |               |     |     |              |      |      |      |      |      |      |               |      |      |      |      |      |      |      |   |   |               |   |   |   |   |   |   |   |   |   |
| Shelf life (105°C)  | Test time : 1000hours ; other items are same as the endurance. Voltage application treatment : According to JIS C5101-4 4.1   |  |                   |                                    |                 |                                     |                                  |                              |                           |   |      |            |            |                        |               |     |     |              |      |      |      |      |      |      |               |      |      |      |      |      |      |      |   |   |               |   |   |   |   |   |   |   |   |   |
| Applicable standards                                      | JIS C5101-1, -4 (IEC 60384-1, -4)   |  |                   |                                    |                 |                                     |                                  |                              |                           |   |      |            |            |                        |               |     |     |              |      |      |      |      |      |      |               |      |      |      |      |      |      |      |   |   |               |   |   |   |   |   |   |   |   |   |

## Outline Drawing

Unit : mm



## Coefficient of Frequency for Rated Ripple Current

| Rated voltage (V) | Rated capacitance (μF) | Frequency (Hz) |     |     |     |      |
|-------------------|------------------------|----------------|-----|-----|-----|------|
|                   |                        | 50 · 60        | 120 | 1k  | 10k | 100k |
| 6.3 to 100        | 1 to 4.7               | —              | 0.4 | 0.7 | 0.8 | 1    |
|                   | 10 to 47               | —              | 0.5 | 0.8 | 0.9 | 1    |
|                   | 100 to 220             | —              | 0.7 | 0.9 | 0.9 | 1    |
|                   | 330 to 1000            | —              | 0.8 | 0.9 | 1.0 | 1    |
|                   | 2200 to 15000          | —              | 0.9 | 1.0 | 1.0 | 1    |
| 160 to 400        | 1 to 220               | 0.8            | 1   | 1.3 | 1.4 | 1.6  |

## Part numbering system (example : 63V1000μF)

|             |   |                      |   |                          |                              |               |                 |   |   |                       |
|-------------|---|----------------------|---|--------------------------|------------------------------|---------------|-----------------|---|---|-----------------------|
| RJ3         | — | 63                   | V | 102                      | M                            | J7            | #               | □ | — | □                     |
| Series code |   | Rated voltage symbol |   | Rated capacitance symbol | Capacitance tolerance symbol | Casing symbol | Optional symbol |   |   | Taping/Forming symbol |

## Casing symbol

| Size φD×L (mm) | Casing Symbol | Size φD×L (mm) | Casing Symbol |
|----------------|---------------|----------------|---------------|
| 5×11           | E3            | 12.5×25        | I6            |
| 6.3×11         | F3            | 16×25          | J6            |
| 8×11.5         | G3            | 16×31.5        | J7            |
| 10×12.5        | H3            | 16×35.5        | J8            |
| 10×16          | H4            | 18×35.5        | K8            |
| 10×20          | H5            | 18×40          | K9            |
| 12.5×20        | I5            |                |               |

Standard Ratings

| Rated voltage (V) | Item    | 6.3               |            |                       |                                 | 10                |            |                       |                                 | 16                |            |                       |                                 | 25                |            |                       |                                 |
|-------------------|---------|-------------------|------------|-----------------------|---------------------------------|-------------------|------------|-----------------------|---------------------------------|-------------------|------------|-----------------------|---------------------------------|-------------------|------------|-----------------------|---------------------------------|
|                   |         | Case<br>φD×L (mm) | ESR<br>(Ω) | Impedance<br>(Ω max.) | Rated ripple current<br>(mArms) | Case<br>φD×L (mm) | ESR<br>(Ω) | Impedance<br>(Ω max.) | Rated ripple current<br>(mArms) | Case<br>φD×L (mm) | ESR<br>(Ω) | Impedance<br>(Ω max.) | Rated ripple current<br>(mArms) | Case<br>φD×L (mm) | ESR<br>(Ω) | Impedance<br>(Ω max.) | Rated ripple current<br>(mArms) |
| 4.7               | —       | —                 | —          | —                     | —                               | —                 | —          | —                     | —                               | —                 | —          | —                     | —                               | —                 | —          | —                     | —                               |
| 10                | —       | —                 | —          | —                     | —                               | —                 | —          | —                     | —                               | 5×11              | 26.5       | 2.5                   | 92                              | 5×11              | 23.2       | 2.5                   | 92                              |
| 22                | —       | —                 | —          | —                     | 5×11                            | 14.3              | 2.5        | 92                    | 5×11                            | 12.1              | 1.9        | 105                   | 5×11                            | 10.6              | 1.9        | 105                   |                                 |
| 33                | 5×11    | 11.1              | 2.5        | 105                   | 5×11                            | 9.55              | 1.9        | 105                   | 5×11                            | 8.04              | 1.5        | 120                   | 5×11                            | 7.04              | 1.5        | 120                   |                                 |
| 47                | 5×11    | 7.77              | 1.5        | 120                   | 5×11                            | 6.71              | 1.5        | 120                   | 5×11                            | 5.65              | 1.2        | 130                   | 5×11                            | 4.94              | 1.2        | 130                   |                                 |
| 100               | 5×11    | 3.65              | 1.2        | 130                   | 5×11                            | 3.15              | 1.2        | 130                   | 6.3×11                          | 2.65              | 0.58       | 220                   | 6.3×11                          | 2.32              | 0.58       | 220                   |                                 |
| 220               | 6.3×11  | 1.66              | 0.87       | 180                   | 6.3×11                          | 1.43              | 0.58       | 220                   | 8×11.5                          | 1.21              | 0.47       | 290                   | 8×11.5                          | 1.06              | 0.39       | 315                   |                                 |
| 330               | 6.3×11  | 1.11              | 0.58       | 220                   | 8×11.5                          | 0.96              | 0.47       | 265                   | 8×11.5                          | 0.81              | 0.39       | 315                   | 10×12.5                         | 0.70              | 0.23       | 500                   |                                 |
| 470               | 8×11.5  | 0.78              | 0.39       | 315                   | 8×11.5                          | 0.67              | 0.39       | 315                   | 10×12.5                         | 0.57              | 0.23       | 500                   | 10×16                           | 0.50              | 0.18       | 615                   |                                 |
| 1000              | 10×12.5 | 0.37              | 0.23       | 500                   | 10×16                           | 0.32              | 0.18       | 615                   | 10×20                           | 0.27              | 0.12       | 825                   | 12.5×20                         | 0.23              | 0.090      | 1050                  |                                 |
| 2200              | 12.5×20 | 0.18              | 0.095      | 1000                  | 12.5×20                         | 0.16              | 0.090      | 1050                  | 12.5×25                         | 0.14              | 0.068      | 1300                  | 16×25                           | 0.12              | 0.056      | 1740                  |                                 |
| 3300              | 12.5×20 | 0.13              | 0.090      | 1050                  | 12.5×25                         | 0.12              | 0.068      | 1300                  | 16×25                           | 0.10              | 0.056      | 1740                  | 16×31.5                         | 0.09              | 0.045      | 2110                  |                                 |
| 4700              | 16×25   | 0.10              | 0.061      | 1670                  | 16×25                           | 0.09              | 0.056      | 1740                  | 16×31.5                         | 0.08              | 0.045      | 2110                  | 18×35.5                         | 0.07              | 0.036      | 2580                  |                                 |
| 6800              | 16×25   | 0.08              | 0.056      | 1740                  | 16×31.5                         | 0.07              | 0.045      | 2110                  | 18×35.5                         | 0.06              | 0.036      | 2580                  | —                               | —                 | —          | —                     |                                 |
| 10000             | 16×31.5 | 0.06              | 0.045      | 2110                  | 18×35.5                         | 0.06              | 0.036      | 2580                  | —                               | —                 | —          | —                     | —                               | —                 | —          | —                     |                                 |
| 15000             | 18×35.5 | 0.05              | 0.036      | 2580                  | —                               | —                 | —          | —                     | —                               | —                 | —          | —                     | —                               | —                 | —          | —                     |                                 |

| Rated voltage (V) | Item    | 35                |            |                       |                                 | 50                |            |                       |                                 | 63                |            |                       |                                 | 100               |            |                       |                                 |
|-------------------|---------|-------------------|------------|-----------------------|---------------------------------|-------------------|------------|-----------------------|---------------------------------|-------------------|------------|-----------------------|---------------------------------|-------------------|------------|-----------------------|---------------------------------|
|                   |         | Case<br>φD×L (mm) | ESR<br>(Ω) | Impedance<br>(Ω max.) | Rated ripple current<br>(mArms) | Case<br>φD×L (mm) | ESR<br>(Ω) | Impedance<br>(Ω max.) | Rated ripple current<br>(mArms) | Case<br>φD×L (mm) | ESR<br>(Ω) | Impedance<br>(Ω max.) | Rated ripple current<br>(mArms) | Case<br>φD×L (mm) | ESR<br>(Ω) | Impedance<br>(Ω max.) | Rated ripple current<br>(mArms) |
| 1                 | —       | —                 | —          | —                     | —                               | 5×11              | 166        | 4.9                   | 35                              | —                 | —          | —                     | —                               | 5×11              | 133        | 11                    | 45                              |
| 2.2               | —       | —                 | —          | —                     | —                               | 5×11              | 75.4       | 4.2                   | 53                              | —                 | —          | —                     | —                               | 5×11              | 60.3       | 9.2                   | 60                              |
| 3.3               | —       | —                 | —          | —                     | —                               | 5×11              | 50.3       | 3.9                   | 65                              | —                 | —          | —                     | —                               | 5×11              | 40.2       | 7.2                   | 67                              |
| 4.7               | 5×11    | 42.4              | 2.5        | 92                    | 5×11                            | 35.3              | 3.6        | 82                    | 5×11                            | 31.8              | 5.8        | 74                    | 5×11                            | 28.2              | 6.3        | 75                    |                                 |
| 10                | 5×11    | 19.9              | 1.9        | 105                   | 5×11                            | 16.6              | 2.7        | 100                   | 5×11                            | 14.9              | 3.6        | 95                    | 6.3×11                          | 13.3              | 3.3        | 110                   |                                 |
| 22                | 5×11    | 9.05              | 1.5        | 120                   | 5×11                            | 7.54              | 1.9        | 125                   | 6.3×11                          | 6.79              | 2.1        | 130                   | 8×11.5                          | 6.03              | 1.4        | 165                   |                                 |
| 33                | 5×11    | 6.03              | 1.2        | 130                   | 6.3×11                          | 5.03              | 1.1        | 195                   | 6.3×11                          | 4.52              | 1.7        | 160                   | 10×12.5                         | 4.02              | 0.94       | 305                   |                                 |
| 47                | 6.3×11  | 4.24              | 0.58       | 220                   | 6.3×11                          | 3.53              | 0.90       | 245                   | 8×11.5                          | 3.18              | 1.2        | 305                   | 10×16                           | 2.82              | 0.68       | 320                   |                                 |
| 100               | 8×11.5  | 1.99              | 0.39       | 315                   | 8×11.5                          | 1.66              | 0.50       | 385                   | 10×12.5                         | 1.49              | 0.65       | 395                   | 12.5×20                         | 1.33              | 0.28       | 585                   |                                 |
| 220               | 10×12.5 | 0.91              | 0.23       | 500                   | 10×16                           | 0.75              | 0.27       | 505                   | 10×20                           | 0.68              | 0.32       | 505                   | 16×25                           | 0.60              | 0.16       | 1120                  |                                 |
| 330               | 10×16   | 0.60              | 0.18       | 615                   | 10×20                           | 0.50              | 0.18       | 675                   | 12.5×20                         | 0.45              | 0.22       | 660                   | 16×25                           | 0.40              | 0.13       | 1290                  |                                 |
| 470               | 10×20   | 0.42              | 0.12       | 825                   | 12.5×20                         | 0.35              | 0.12       | 895                   | 12.5×25                         | 0.32              | 0.16       | 850                   | 16×31.5                         | 0.28              | 0.11       | 1350                  |                                 |
| 1000              | 12.5×25 | 0.20              | 0.068      | 1300                  | 16×25                           | 0.17              | 0.076      | 1495                  | 16×31.5                         | 0.15              | 0.098      | 1430                  | —                               | —                 | —          | —                     |                                 |
| 2200              | 16×31.5 | 0.11              | 0.045      | 2110                  | 18×35.5                         | 0.09              | 0.050      | 2190                  | —                               | —                 | —          | —                     | —                               | —                 | —          | —                     |                                 |
| 3300              | 18×35.5 | 0.08              | 0.036      | 2580                  | —                               | —                 | —          | —                     | —                               | —                 | —          | —                     | —                               | —                 | —          | —                     |                                 |

(Note) Rated ripple current : 105°C, 100kHz ; ESR. : 20°C, 120Hz ; Impedance : 20°C, 100kHz

| Rated voltage (V) | Item    | 160               |            |                                 | 200               |            |                                 | 250               |            |                                 | 315               |            |                                 | 350               |            |                                 | 400               |            |                                 |
|-------------------|---------|-------------------|------------|---------------------------------|-------------------|------------|---------------------------------|-------------------|------------|---------------------------------|-------------------|------------|---------------------------------|-------------------|------------|---------------------------------|-------------------|------------|---------------------------------|
|                   |         | Case<br>φD×L (mm) | ESR<br>(Ω) | Rated ripple current<br>(mArms) | Case<br>φD×L (mm) | ESR<br>(Ω) | Rated ripple current<br>(mArms) | Case<br>φD×L (mm) | ESR<br>(Ω) | Rated ripple current<br>(mArms) | Case<br>φD×L (mm) | ESR<br>(Ω) | Rated ripple current<br>(mArms) | Case<br>φD×L (mm) | ESR<br>(Ω) | Rated ripple current<br>(mArms) | Case<br>φD×L (mm) | ESR<br>(Ω) | Rated ripple current<br>(mArms) |
| 1                 | 6.3×11  | 248               | 18         | 6.3×11                          | 248               | 18         | 6.3×11                          | 248               | 18         | 6.3×11                          | 331               | 16         | 6.3×11                          | 331               | 18         | 8×11.5                          | 331               | 18         |                                 |
| 2.2               | 6.3×11  | 113               | 26         | 6.3×11                          | 113               | 26         | 8×11.5                          | 113               | 30         | 8×11.5                          | 150               | 27         | 8×11.5                          | 150               | 30         | 10×12.5                         | 150               | 30         |                                 |
| 3.3               | 8×11.5  | 75.4              | 37         | 8×11.5                          | 75.4              | 37         | 10×12.5                         | 75.4              | 43         | 10×12.5                         | 100               | 36         | 10×12.5                         | 100               | 36         | 10×16                           | 100               | 40         |                                 |
| 4.7               | 8×11.5  | 52.9              | 44         | 10×12.5                         | 52.9              | 50         | 10×12.5                         | 52.9              | 50         | 10×16                           | 70.6              | 47         | 10×16                           | 70.6              | 47         | 10×20                           | 70.6              | 52         |                                 |
| 10                | 10×12.5 | 24.9              | 75         | 10×16                           | 24.9              | 80         | 10×20                           | 24.9              | 90         | 10×20                           | 33.2              | 75         | 12.5×20                         | 33.2              | 79         | 12.5×20                         | 33.2              | 79         |                                 |
| 22                | 10×20   | 11.3              | 135        | 10×20                           | 11.3              | 135        | 12.5×25                         | 11.3              | 155        | 12.5×25                         | 15.1              | 130        | 12.5×25                         | 15.1              | 130        | 16×25                           | 15.1              | 130        |                                 |
| 33                | 12.5×20 | 7.54              | 175        | 12.5×25                         | 7.54              | 190        | 12.5×25                         | 7.54              | 190        | 16×25                           | 10.1              | 160        | 16×25                           | 10.1              | 160        | 16×31.5                         | 10.1              | 175        |                                 |
| 47                | 12.5×25 | 5.29              | 230        | 12.5×25                         | 5.29              | 230        | 16×25                           | 5.29              | 225        | 16×31.5                         | 7.06              | 210        | 16×31.5                         | 7.06              | 210        | 18×35.5                         | 7.06              | 220        |                                 |
| 100               | 16×25   | 2.49              | 330        | 16×31.5                         | 2.49              | 360        | 18×35.5                         | 2.49              | 340        | 18×40                           | 3.32              | 335        | 18×40                           | 3.32              | 335        | —                               | —                 | —          |                                 |
| 220               | 18×35.5 | 1.13              | 500        | 18×40                           | 1.13              | 525        | —                               | —                 | —          | —                               | —                 | —          | —                               | —                 | —          | —                               | —                 | —          |                                 |

(Note) Rated ripple current : 105°C, 120Hz ; ESR. : 20°C, 120Hz

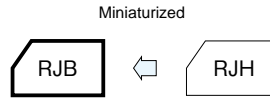
## 105°C Use, Miniature, High-Reliability, Low Impedance Capacitors

|           |               |                 |                       |
|-----------|---------------|-----------------|-----------------------|
| GREEN CAP | Low Impedance | 105°C 5000hours | Anti-cleaning solvent |
|-----------|---------------|-----------------|-----------------------|

- Smaller and higher ripple current than RJH Series.
- Guarantees 5000 hours at 105°C.  
( $\phi$  5 to 6.3 : 2000 hours ;  $\phi$  8 to 10 : 3000 hours)



Marking color : White print on a black sleeve

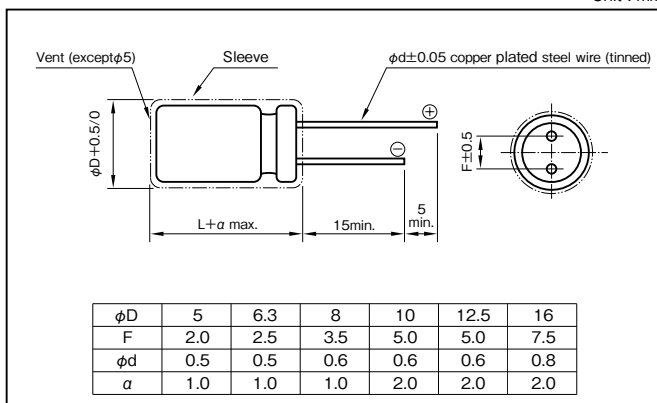


### Specifications

| Item   | Performance  |  |      |      |      |      |      |      |      |   |
|--|--|--|------|------|------|------|------|------|------|---|
| Category temperature range (°C)                                  | -55 to +105  |  |      |      |      |      |      |      |      |   |
| Tolerance at rated capacitance (%)                               | ±20 (20°C,120Hz)   |  |      |      |      |      |      |      |      |   |
| Leakage current (μA) (max.)                                      | 0.01CV + 1 (after 2 minutes) C : Rated capacitance (μF) ; V : Rated voltage (V) (20°C) |  |      |      |      |      |      |      |      |   |
| Tangent of loss angle (tanδ)                                     | Rated voltage (V)  | 6.3  | 10   | 16   | 25   | 35   | 50   | 63   | 100  |   |
|  | tanδ (max.)  | 0.22   | 0.19 | 0.16 | 0.14 | 0.12 | 0.10 | 0.09 | 0.08 |   |
| 0.02 is added to every 1000μF increase over 1000μF. (20°C,120Hz) |  |  |      |      |      |      |      |      |      |   |
| Characteristics at high and low temperature                      | Rated voltage (V)  | 6.3  | 10   | 16   | 25   | 35   | 50   | 63   | 100  |   |
|  | Impedance ratio (max.) Z-55°C/Z+20°C   | 3  | 3    | 3    | 3    | 3    | 3    | 3    | 3    | 3 |
| (120Hz)  |  |  |      |      |      |      |      |      |      |   |
| Endurance (105°C) (Applied ripple current)                       | Test time  | 5000 hours ( $\phi$ 5 to 6.3 : 2000 hours)<br>( $\phi$ 8 to 10 : 3000 hours) |      |      |      |      |      |      |      |   |
|  | Leakage current  | The initial specified value or less  |      |      |      |      |      |      |      |   |
|  | Percentage of capacitance change   | Within ±20% of initial value   |      |      |      |      |      |      |      |   |
|  | Tangent of the loss angle  | 200% or less of the initial specified value                                  |      |      |      |      |      |      |      |   |
| Shelf life (105°C)   | Test time  | 1000 hours   |      |      |      |      |      |      |      |   |
|  | Leakage current  | The initial specified value or less  |      |      |      |      |      |      |      |   |
|  | Percentage of capacitance change   | Within ±15% of initial value   |      |      |      |      |      |      |      |   |
|  | Tangent of the loss angle  | 150% or less of the initial specified value                                  |      |      |      |      |      |      |      |   |
| Voltage application treatment : According to JIS C5101-4 4.1     |  |  |      |      |      |      |      |      |      |   |
| Applicable standards   | JIS C5101-1, -4 (IEC 60384-1, -4)  |  |      |      |      |      |      |      |      |   |

### Outline Drawing

Unit : mm



### Coefficient of Frequency for Rated Ripple Current

| Rated capacitance (μF) \ Frequency (Hz) | 120  | 1k   | 10k  | 100k |
|---|------|------|------|------|
| 3.3 to 180                              | 0.40 | 0.75 | 0.90 | 1    |
| 220 to 390                              | 0.50 | 0.85 | 0.95 | 1    |
| 470 to 1800                             | 0.60 | 0.88 | 0.96 | 1    |
| 2200 to 3900                            | 0.75 | 0.90 | 0.98 | 1    |
| 4700 to 10000                           | 0.85 | 0.95 | 1.00 | 1    |

### Part numbering system (example : 10V1000μF)

|             |   |                      |   |                          |                              |               |   |   |                       |
|-------------|---|----------------------|---|--------------------------|------------------------------|---------------|---|---|-----------------------|
| RJB         | — | 10                   | V | 102                      | M                            | H4            | # | — | □                     |
| Series code |   | Rated voltage symbol |   | Rated capacitance symbol | Capacitance tolerance symbol | Casing symbol |   |   | Taping/Forming symbol |

Standard Ratings

| Rated voltage (V)<br>Rated capacitance (μF) | Item     | 6.3               |               |                    |       |                              | 10                |               |                    |       |                              | 16                |               |                    |       |                              |
|---|----------|-------------------|---------------|--------------------|-------|------------------------------|-------------------|---------------|--------------------|-------|------------------------------|-------------------|---------------|--------------------|-------|------------------------------|
|   |          | Case<br>φD×L (mm) | Casing symbol | Impedance (Ω max.) |       | Rated ripple current (mAmps) | Case<br>φD×L (mm) | Casing symbol | Impedance (Ω max.) |       | Rated ripple current (mAmps) | Case<br>φD×L (mm) | Casing symbol | Impedance (Ω max.) |       | Rated ripple current (mAmps) |
|   |          |                   |               | 20°C               | -10°C |                              |                   |               | 20°C               | -10°C |                              |                   |               | 20°C               | -10°C |                              |
| 100   | —        | —                 | —             | —                  | —     | 5×11.5                       | E3                | 0.65          | 1.3                | 181   | —                            | —                 | —             | —                  | —     |                              |
| 220   | —        | —                 | —             | —                  | —     | 6.3×11.5                     | F3                | 0.32          | 0.64               | 290   | —                            | —                 | —             | —                  | —     |                              |
| 330   | 6.3×11.5 | F3                | 0.32          | 0.64               | 290   | 8×12                         | G3                | 0.17          | 0.34               | 555   | 8×12                         | G3                | 0.17          | 0.34               | 555   |                              |
| 470   | 8×12     | G3                | 0.17          | 0.34               | 555   | 8×12                         | G3                | 0.17          | 0.34               | 555   | 10×12.5                      | H3                | 0.12          | 0.24               | 760   |                              |
| 680   | 8×12     | G3                | 0.17          | 0.34               | 555   | 10×12.5                      | H3                | 0.12          | 0.24               | 760   | 10×16                        | H4                | 0.080         | 0.16               | 1050  |                              |
| 1000  | 10×12.5  | H3                | 0.12          | 0.24               | 760   | 10×16                        | H4                | 0.080         | 0.16               | 1050  | 10×20                        | H5                | 0.062         | 0.124              | 1220  |                              |
| 2200  | 10×25    | H6                | 0.052         | 0.104              | 1440  | 12.5×20                      | I5                | 0.042         | 0.084              | 1690  | 12.5×25                      | I6                | 0.034         | 0.068              | 1950  |                              |
| 3300  | 12.5×20  | I5                | 0.042         | 0.084              | 1690  | 12.5×25                      | I6                | 0.034         | 0.068              | 1950  | 16×25                        | J6                | 0.028         | 0.056              | 2560  |                              |
| 4700  | 12.5×30  | I7                | 0.030         | 0.060              | 2310  | 16×25                        | J6                | 0.028         | 0.056              | 2560  | 16×31.5                      | J7                | 0.025         | 0.050              | 3010  |                              |
| 6800  | 16×25    | J6                | 0.028         | 0.056              | 2560  | 16×31.5                      | J7                | 0.025         | 0.050              | 3010  | —                            | —                 | —             | —                  | —     |                              |
| 10000                                       | 16×31.5  | J7                | 0.025         | 0.050              | 3010  | —                            | —                 | —             | —                  | —     | —                            | —                 | —             | —                  | —     |                              |

ALUMINUM

| Rated voltage (V)<br>Rated capacitance (μF) | Item     | 25                |               |                    |       |                              | 35                |               |                    |       |                              | 50                |               |                    |       |                              |
|---|----------|-------------------|---------------|--------------------|-------|------------------------------|-------------------|---------------|--------------------|-------|------------------------------|-------------------|---------------|--------------------|-------|------------------------------|
|   |          | Case<br>φD×L (mm) | Casing symbol | Impedance (Ω max.) |       | Rated ripple current (mAmps) | Case<br>φD×L (mm) | Casing symbol | Impedance (Ω max.) |       | Rated ripple current (mAmps) | Case<br>φD×L (mm) | Casing symbol | Impedance (Ω max.) |       | Rated ripple current (mAmps) |
|   |          |                   |               | 20°C               | -10°C |                              |                   |               | 20°C               | -10°C |                              |                   |               | 20°C               | -10°C |                              |
| 22  | —        | —                 | —             | —                  | —     | —                            | —                 | —             | —                  | —     | 5×11.5                       | E3                | 0.95          | 1.9                | 170   |                              |
| 33  | —        | —                 | —             | —                  | —     | 5×11.5                       | E3                | 0.65          | 1.3                | 181   | 6.3×11.5                     | F3                | 0.46          | 0.92               | 260   |                              |
| 47  | 5×11.5   | E3                | 0.65          | 1.3                | 181   | 6.3×11.5                     | F3                | 0.32          | 0.64               | 290   | 6.3×11.5                     | F3                | 0.46          | 0.92               | 260   |                              |
| 100   | 6.3×11.5 | F3                | 0.32          | 0.64               | 290   | 8×12                         | G3                | 0.17          | 0.34               | 555   | 8×12                         | G3                | 0.21          | 0.42               | 485   |                              |
| 150   | —        | —                 | —             | —                  | —     | —                            | —                 | —             | —                  | —     | 10×12.5                      | H3                | 0.19          | 0.38               | 615   |                              |
| 220   | 8×12     | G3                | 0.17          | 0.34               | 555   | 10×12.5                      | H3                | 0.12          | 0.24               | 760   | 10×16                        | H4                | 0.16          | 0.32               | 850   |                              |
| 330   | 10×12.5  | H3                | 0.12          | 0.24               | 760   | 10×16                        | H4                | 0.080         | 0.16               | 1050  | 10×20                        | H5                | 0.085         | 0.17               | 1050  |                              |
| 470   | 10×16    | H4                | 0.080         | 0.16               | 1050  | 10×20                        | H5                | 0.062         | 0.124              | 1220  | 12.5×20                      | I5                | 0.060         | 0.12               | 1500  |                              |
| 680   | 10×20    | H5                | 0.062         | 0.124              | 1220  | 12.5×20                      | I5                | 0.042         | 0.084              | 1690  | 12.5×25                      | I6                | 0.045         | 0.090              | 1832  |                              |
| 1000  | 12.5×20  | I5                | 0.042         | 0.084              | 1690  | 12.5×25                      | I6                | 0.034         | 0.068              | 1950  | 16×25                        | J6                | 0.038         | 0.076              | 2240  |                              |
| 2200  | 16×25    | J6                | 0.028         | 0.056              | 2560  | 16×31.5                      | J7                | 0.025         | 0.050              | 3010  | —                            | —                 | —             | —                  | —     |                              |
| 3300  | 16×31.5  | J7                | 0.025         | 0.050              | 3010  | —                            | —                 | —             | —                  | —     | —                            | —                 | —             | —                  | —     |                              |

MINIATURE ALUMINUM

105°C

| Rated voltage (V)<br>Rated capacitance (μF) | Item     | 63                |               |                    |       |                              | 100               |               |                    |       |                              |
|---|----------|-------------------|---------------|--------------------|-------|------------------------------|-------------------|---------------|--------------------|-------|------------------------------|
|   |          | Case<br>φD×L (mm) | Casing symbol | Impedance (Ω max.) |       | Rated ripple current (mAmps) | Case<br>φD×L (mm) | Casing symbol | Impedance (Ω max.) |       | Rated ripple current (mAmps) |
|   |          |                   |               | 20°C               | -10°C |                              |                   |               | 20°C               | -10°C |                              |
| 3.3   | —        | —                 | —             | —                  | —     | 5×11.5                       | E3                | 1.9           | 7.6                | 57    |                              |
| 4.7   | 5×11.5   | E3                | 1.2           | 3.6                | 120   | 5×11.5                       | E3                | 1.9           | 7.6                | 57    |                              |
| 10  | 5×11.5   | E3                | 1.2           | 3.6                | 120   | 6.3×11.5                     | F3                | 1.1           | 4.4                | 78    |                              |
| 22  | 6.3×11.5 | F3                | 0.55          | 1.7                | 148   | 8×12                         | G3                | 0.53          | 2.1                | 275   |                              |
| 33  | 6.3×11.5 | F3                | 0.55          | 1.7                | 148   | 10×12.5                      | H3                | 0.47          | 1.9                | 319   |                              |
| 47  | 8×12     | G3                | 0.32          | 0.96               | 360   | 10×16                        | H4                | 0.32          | 1.3                | 424   |                              |
| 100   | 10×12.5  | H3                | 0.23          | 0.69               | 448   | 12.5×20                      | I5                | 0.13          | 0.52               | 805   |                              |
| 220   | 10×20    | H5                | 0.12          | 0.36               | 676   | 16×25                        | J6                | 0.081         | 0.32               | 1290  |                              |
| 330   | 12.5×20  | I5                | 0.075         | 0.23               | 979   | 16×25                        | J6                | 0.081         | 0.32               | 1290  |                              |
| 470   | 12.5×25  | I6                | 0.065         | 0.20               | 1180  | 16×31.5                      | J7                | 0.059         | 0.23               | 1630  |                              |
| 1000  | 16×31.5  | J7                | 0.042         | 0.13               | 1890  | —                            | —                 | —             | —                  | —     |                              |

(Note) Rated ripple current : 105°C, 100kHz ; Impedance : 100kHz

## 105°C Use, High-Reliability, Low Impedance Capacitors


GREEN CAP

Low Impedance

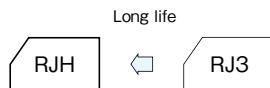
105°C 5000hours

Anti-cleaning solvent

- Guarantees 5000 hours at 105°C.  
( $\phi 5$  to 6.3 : 2000 hours ;  $\phi 8$  to 10 : 3000 hours)



Marking color : White print on a black sleeve

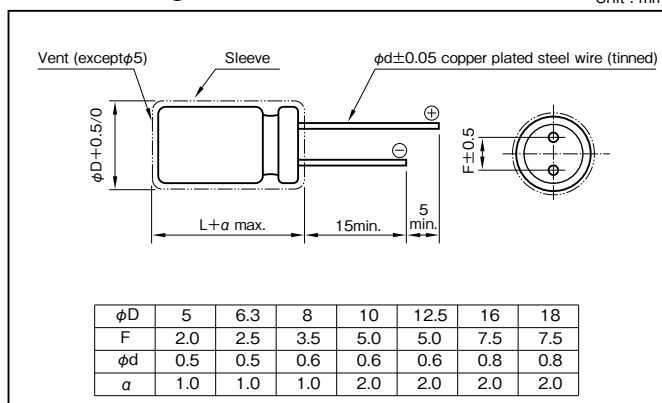


### Specifications

| Item   | Performance   |  |      |      |      |      |      |      |     |     |                        |               |      |      |      |      |      |      |      |               |   |   |   |   |   |   |   |
|--|---|--|------|------|------|------|------|------|-----|-----|------------------------|---------------|------|------|------|------|------|------|------|---------------|---|---|---|---|---|---|---|
| Category temperature range (°C)                                  | -55 to +105   |  |      |      |      |      |      |      |     |     |                        |               |      |      |      |      |      |      |      |               |   |   |   |   |   |   |   |
| Tolerance at rated capacitance (%)                               | ±20 (20°C,120Hz)  |  |      |      |      |      |      |      |     |     |                        |               |      |      |      |      |      |      |      |               |   |   |   |   |   |   |   |
| Leakage current (μA) (max.)                                      | 0.01CV + 2 (after 2 minutes) C : Rated capacitance (μF) ; V : Rated voltage (V) (20°C)  |  |      |      |      |      |      |      |     |     |                        |               |      |      |      |      |      |      |      |               |   |   |   |   |   |   |   |
| Tangent of loss angle (tanδ)                                     | <table border="1"> <thead> <tr> <th>Rated voltage (V)</th> <th>6.3</th> <th>10</th> <th>16</th> <th>25</th> <th>35</th> <th>50</th> <th>63</th> <th>100</th> </tr> </thead> <tbody> <tr> <td>tanδ (max.)</td> <td>0.22</td> <td>0.19</td> <td>0.16</td> <td>0.14</td> <td>0.12</td> <td>0.10</td> <td>0.08</td> <td>0.07</td> </tr> </tbody> </table>   | Rated voltage (V)  | 6.3  | 10   | 16   | 25   | 35   | 50   | 63  | 100 | tanδ (max.)            | 0.22          | 0.19 | 0.16 | 0.14 | 0.12 | 0.10 | 0.08 | 0.07 |               |   |   |   |   |   |   |   |
|  | Rated voltage (V)   | 6.3  | 10   | 16   | 25   | 35   | 50   | 63   | 100 |     |                        |               |      |      |      |      |      |      |      |               |   |   |   |   |   |   |   |
| tanδ (max.)  | 0.22  | 0.19   | 0.16 | 0.14 | 0.12 | 0.10 | 0.08 | 0.07 |     |     |                        |               |      |      |      |      |      |      |      |               |   |   |   |   |   |   |   |
| 0.02 is added to every 1000μF increase over 1000μF. (20°C,120Hz) |   |  |      |      |      |      |      |      |     |     |                        |               |      |      |      |      |      |      |      |               |   |   |   |   |   |   |   |
| Characteristics at high and low temperature                      | <table border="1"> <thead> <tr> <th>Rated voltage (V)</th> <th>6.3</th> <th>10</th> <th>16</th> <th>25</th> <th>35</th> <th>50</th> <th>63</th> <th>100</th> </tr> </thead> <tbody> <tr> <td rowspan="2">Impedance ratio (max.)</td> <td>Z-25°C/Z+20°C</td> <td>2</td> <td>2</td> <td>2</td> <td>2</td> <td>2</td> <td>2</td> <td>2</td> </tr> <tr> <td>Z-55°C/Z+20°C</td> <td>3</td> <td>3</td> <td>3</td> <td>3</td> <td>3</td> <td>3</td> <td>3</td> </tr> </tbody> </table> | Rated voltage (V)  | 6.3  | 10   | 16   | 25   | 35   | 50   | 63  | 100 | Impedance ratio (max.) | Z-25°C/Z+20°C | 2    | 2    | 2    | 2    | 2    | 2    | 2    | Z-55°C/Z+20°C | 3 | 3 | 3 | 3 | 3 | 3 | 3 |
|  | Rated voltage (V)   | 6.3  | 10   | 16   | 25   | 35   | 50   | 63   | 100 |     |                        |               |      |      |      |      |      |      |      |               |   |   |   |   |   |   |   |
| Impedance ratio (max.)   | Z-25°C/Z+20°C   | 2  | 2    | 2    | 2    | 2    | 2    | 2    |     |     |                        |               |      |      |      |      |      |      |      |               |   |   |   |   |   |   |   |
|  | Z-55°C/Z+20°C   | 3  | 3    | 3    | 3    | 3    | 3    | 3    |     |     |                        |               |      |      |      |      |      |      |      |               |   |   |   |   |   |   |   |
| (120Hz)  |   |  |      |      |      |      |      |      |     |     |                        |               |      |      |      |      |      |      |      |               |   |   |   |   |   |   |   |
| Endurance (105°C) (Applied ripple current)                       | Test time   | 5000 hours ( $\phi 5$ to 6.3 : 2000 hours)<br>( $\phi 8$ to 10 : 3000 hours) |      |      |      |      |      |      |     |     |                        |               |      |      |      |      |      |      |      |               |   |   |   |   |   |   |   |
|  | Leakage current   | The initial specified value or less  |      |      |      |      |      |      |     |     |                        |               |      |      |      |      |      |      |      |               |   |   |   |   |   |   |   |
|  | Percentage of capacitance change  | Within ±20% of initial value   |      |      |      |      |      |      |     |     |                        |               |      |      |      |      |      |      |      |               |   |   |   |   |   |   |   |
|  | Tangent of the loss angle   | 200% or less of the initial specified value                                  |      |      |      |      |      |      |     |     |                        |               |      |      |      |      |      |      |      |               |   |   |   |   |   |   |   |
| Shelf life (105°C)   | Test time   | 1000 hours   |      |      |      |      |      |      |     |     |                        |               |      |      |      |      |      |      |      |               |   |   |   |   |   |   |   |
|  | Leakage current   | The initial specified value or less  |      |      |      |      |      |      |     |     |                        |               |      |      |      |      |      |      |      |               |   |   |   |   |   |   |   |
|  | Percentage of capacitance change  | Within ±15% of initial value   |      |      |      |      |      |      |     |     |                        |               |      |      |      |      |      |      |      |               |   |   |   |   |   |   |   |
|  | Tangent of the loss angle   | 150% or less of the initial specified value                                  |      |      |      |      |      |      |     |     |                        |               |      |      |      |      |      |      |      |               |   |   |   |   |   |   |   |
| Voltage application treatment : According to JIS C5101-4 4.1     |   |  |      |      |      |      |      |      |     |     |                        |               |      |      |      |      |      |      |      |               |   |   |   |   |   |   |   |
| Applicable standards   | JIS C5101-1, -4 (IEC 60384-1, -4)   |  |      |      |      |      |      |      |     |     |                        |               |      |      |      |      |      |      |      |               |   |   |   |   |   |   |   |

### Outline Drawing

Unit : mm



### Coefficient of Frequency for Rated Ripple Current

| Rated capacitance (μF) \ Frequency (Hz) | 120  | 1k   | 10k  | 100k |
|---|------|------|------|------|
| 1 to 4.7                                | 0.40 | 0.68 | 0.78 | 1    |
| 5.6 to 47                               | 0.50 | 0.76 | 0.87 | 1    |
| 56 to 270                               | 0.70 | 0.85 | 0.90 | 1    |
| 330 to 1000                             | 0.80 | 0.93 | 0.98 | 1    |
| 1200 to 15000                           | 0.90 | 0.95 | 1.00 | 1    |

### Part numbering system (example : 10V5600μF)

|             |   |                      |   |                          |                              |               |   |   |                        |
|-------------|---|----------------------|---|--------------------------|------------------------------|---------------|---|---|------------------------|
| RJH         | — | 10                   | V | 562                      | M                            | J7            | # | — | □                      |
| Series code |   | Rated voltage symbol |   | Rated capacitance symbol | Capacitance tolerance symbol | Casing symbol |   |   | Taping(Forming) symbol |

Standard Ratings

| Rated voltage (V) |               | Item | Rated capacitance (µF) | ESR (Ω) | 6.3                |                              |                        | 10      |                    |       |                              |      |
|-------------------|---------------|------|------------------------|---------|--------------------|------------------------------|------------------------|---------|--------------------|-------|------------------------------|------|
| Case φD×L (mm)    | Casing symbol |      |                        |         | Impedance (Ω max.) | Rated ripple current (mArms) | Rated capacitance (µF) | ESR (Ω) | Impedance (Ω max.) |       | Rated ripple current (mArms) |      |
|                   |               |      |                        |         |                    |                              |                        |         | 20°C               | -10°C |                              | 20°C |
| 5×11.5            | E3            |      | 100                    | 3.65    | 0.65               | 1.46                         | 175                    | 82      | 3.84               | 0.65  | 1.46                         | 175  |
| 6.3×11.5          | F3            |      | 220                    | 1.66    | 0.31               | 0.70                         | 290                    | 180     | 1.75               | 0.31  | 0.70                         | 290  |
| 8×12              | G3            |      | 470                    | 0.777   | 0.17               | 0.38                         | 488                    | 330     | 0.956              | 0.17  | 0.38                         | 488  |
| 8×15              | G4            |      | 680                    | 0.537   | 0.13               | 0.29                         | 617                    | 470     | 0.671              | 0.13  | 0.29                         | 617  |
| 8×20              | G5            |      | 1000                   | 0.365   | 0.095              | 0.21                         | 800                    | 680     | 0.464              | 0.095 | 0.21                         | 800  |
| 10×12.5           | H3            |      | 680                    | 0.537   | 0.10               | 0.23                         | 625                    | 470     | 0.671              | 0.10  | 0.23                         | 625  |
| 10×16             | H4            |      | 820                    | 0.446   | 0.080              | 0.18                         | 825                    | 560     | 0.563              | 0.080 | 0.18                         | 825  |
| 10×20             | H5            |      | 1200                   | 0.305   | 0.062              | 0.14                         | 1010                   | 1000    | 0.316              | 0.062 | 0.14                         | 1010 |
| 10×25             | H6            |      | 1500                   | 0.244   | 0.052              | 0.12                         | 1190                   | 1200    | 0.263              | 0.052 | 0.12                         | 1190 |
| 10×30             | H7            |      | 2200                   | 0.181   | 0.044              | 0.099                        | 1440                   | 1500    | 0.211              | 0.044 | 0.099                        | 1440 |
| 12.5×15           | I4            | •    | 1200                   | 0.305   | 0.062              | 0.14                         | 1010                   | • 1000  | 0.316              | 0.062 | 0.14                         | 1010 |
| 12.5×20           | I5            |      | 2200                   | 0.181   | 0.042              | 0.095                        | 1400                   | 1800    | 0.176              | 0.042 | 0.095                        | 1400 |
| 12.5×25           | I6            |      | 2700                   | 0.148   | 0.034              | 0.076                        | 1690                   | 2200    | 0.159              | 0.034 | 0.076                        | 1690 |
| 12.5×30           | I7            |      | 3900                   | 0.111   | 0.030              | 0.068                        | 1950                   | 2700    | 0.130              | 0.030 | 0.068                        | 1950 |
| 12.5×35           | I8            |      | 4700                   | 0.099   | 0.024              | 0.054                        | 2220                   | 3300    | 0.116              | 0.024 | 0.054                        | 2220 |
| 12.5×40           | I9            |      | 5600                   | 0.089   | 0.021              | 0.047                        | 2390                   | 3900    | 0.098              | 0.021 | 0.047                        | 2390 |
| 16×16             | J4            | •    | 2700                   | 0.148   | 0.046              | 0.10                         | 1310                   | • 1800  | 0.176              | 0.046 | 0.10                         | 1310 |
| 16×20             | J5            | •    | 4700                   | 0.099   | 0.034              | 0.077                        | 1660                   | • 3300  | 0.116              | 0.034 | 0.077                        | 1660 |
| 16×25             | J6            |      | 5600                   | 0.089   | 0.028              | 0.063                        | 2070                   | 3900    | 0.098              | 0.028 | 0.063                        | 2070 |
| 16×31.5           | J7            |      | 6800                   | 0.079   | 0.025              | 0.056                        | 2350                   | 5600    | 0.080              | 0.025 | 0.056                        | 2350 |
| 16×35.5           | J8            |      | 8200                   | 0.073   | 0.022              | 0.050                        | 2550                   | 6800    | 0.071              | 0.022 | 0.050                        | 2550 |
| 16×40             | J9            |      | 12000                  | 0.059   | 0.018              | 0.041                        | 2970                   | 8200    | 0.067              | 0.018 | 0.041                        | 2970 |
| 18×16             | K4            | •    | 3300                   | 0.131   | 0.043              | 0.097                        | 1460                   | • 2200  | 0.159              | 0.043 | 0.097                        | 1460 |
| 18×20             | K5            | •    | 5600                   | 0.089   | 0.030              | 0.068                        | 1850                   | • 3900  | 0.098              | 0.030 | 0.068                        | 1850 |
| 18×25             | K6            | •    | 6800                   | 0.079   | 0.027              | 0.061                        | 2120                   | • 4700  | 0.089              | 0.027 | 0.061                        | 2120 |
| 18×31.5           | K7            |      | 10000                  | 0.064   | 0.023              | 0.052                        | 2410                   | 6800    | 0.071              | 0.023 | 0.052                        | 2410 |
| 18×35.5           | K8            |      | 12000                  | 0.059   | 0.019              | 0.043                        | 2680                   | 8200    | 0.067              | 0.019 | 0.043                        | 2680 |
| 18×40             | K9            |      | 15000                  | 0.054   | 0.017              | 0.038                        | 3010                   | 10000   | 0.059              | 0.017 | 0.038                        | 3010 |

ALUMINUM

MINIATURE ALUMINUM

| Rated voltage (V) |               | Item | Rated capacitance (µF) | ESR (Ω) | 16                 |                              |                        | 25      |                    |       |                              |      |
|-------------------|---------------|------|------------------------|---------|--------------------|------------------------------|------------------------|---------|--------------------|-------|------------------------------|------|
| Case φD×L (mm)    | Casing symbol |      |                        |         | Impedance (Ω max.) | Rated ripple current (mArms) | Rated capacitance (µF) | ESR (Ω) | Impedance (Ω max.) |       | Rated ripple current (mArms) |      |
|                   |               |      |                        |         |                    |                              |                        |         | 20°C               | -10°C |                              | 20°C |
| 5×11.5            | E3            |      | 56                     | 4.74    | 0.65               | 1.46                         | 175                    | 39      | 5.96               | 0.65  | 1.46                         | 175  |
| 6.3×11.5          | F3            |      | 120                    | 2.21    | 0.31               | 0.70                         | 290                    | 82      | 2.83               | 0.31  | 0.70                         | 290  |
| 8×12              | G3            |      | 270                    | 0.983   | 0.17               | 0.38                         | 488                    | 180     | 1.29               | 0.17  | 0.38                         | 488  |
| 8×15              | G4            |      | 330                    | 0.805   | 0.13               | 0.29                         | 617                    | 220     | 1.06               | 0.13  | 0.29                         | 617  |
| 8×20              | G5            |      | 470                    | 0.565   | 0.095              | 0.21                         | 800                    | 330     | 0.704              | 0.095 | 0.21                         | 800  |
| 10×12.5           | H3            |      | 330                    | 0.805   | 0.10               | 0.23                         | 625                    | 220     | 1.06               | 0.10  | 0.23                         | 625  |
| 10×16             | H4            |      | 390                    | 0.681   | 0.080              | 0.18                         | 825                    | 270     | 0.861              | 0.080 | 0.18                         | 825  |
| 10×20             | H5            |      | 680                    | 0.391   | 0.062              | 0.14                         | 1010                   | 470     | 0.495              | 0.062 | 0.14                         | 1010 |
| 10×25             | H6            |      | 820                    | 0.324   | 0.052              | 0.12                         | 1190                   | 560     | 0.415              | 0.052 | 0.12                         | 1190 |
| 10×30             | H7            |      | 1200                   | 0.222   | 0.044              | 0.099                        | 1440                   | 820     | 0.284              | 0.044 | 0.099                        | 1440 |
| 12.5×15           | I4            | •    | 680                    | 0.391   | 0.062              | 0.14                         | 1010                   | • 470   | 0.495              | 0.062 | 0.14                         | 1010 |
| 12.5×20           | I5            |      | 1200                   | 0.222   | 0.042              | 0.095                        | 1400                   | 820     | 0.284              | 0.042 | 0.095                        | 1400 |
| 12.5×25           | I6            |      | 1500                   | 0.177   | 0.034              | 0.076                        | 1690                   | 1000    | 0.233              | 0.034 | 0.076                        | 1690 |
| 12.5×30           | I7            |      | 2200                   | 0.136   | 0.030              | 0.068                        | 1950                   | 1500    | 0.155              | 0.030 | 0.068                        | 1950 |
| 12.5×35           | I8            |      | 2700                   | 0.111   | 0.024              | 0.054                        | 2220                   | 1800    | 0.130              | 0.024 | 0.054                        | 2220 |
| 12.5×40           | I9            |      | 3300                   | 0.101   | 0.021              | 0.047                        | 2390                   | 2200    | 0.121              | 0.021 | 0.047                        | 2390 |
| 16×16             | J4            | •    | 1500                   | 0.177   | 0.046              | 0.10                         | 1310                   | • 820   | 0.284              | 0.046 | 0.10                         | 1310 |
| 16×20             | J5            | •    | 2200                   | 0.136   | 0.034              | 0.077                        | 1660                   | • 1500  | 0.155              | 0.034 | 0.077                        | 1660 |
| 16×25             | J6            |      | 2700                   | 0.111   | 0.028              | 0.063                        | 2070                   | 1800    | 0.130              | 0.028 | 0.063                        | 2070 |
| 16×31.5           | J7            |      | 3900                   | 0.086   | 0.025              | 0.056                        | 2350                   | 2700    | 0.099              | 0.025 | 0.056                        | 2350 |
| 16×35.5           | J8            |      | 4700                   | 0.078   | 0.022              | 0.050                        | 2550                   | 3300    | 0.091              | 0.022 | 0.050                        | 2550 |
| 16×40             | J9            |      | 5600                   | 0.072   | 0.018              | 0.041                        | 2970                   | 3900    | 0.077              | 0.018 | 0.041                        | 2970 |
| 18×16             | K4            | •    | 1500                   | 0.177   | 0.043              | 0.097                        | 1460                   | • 1200  | 0.194              | 0.043 | 0.097                        | 1460 |
| 18×20             | K5            | •    | 2700                   | 0.111   | 0.030              | 0.068                        | 1850                   | • 1800  | 0.130              | 0.030 | 0.068                        | 1850 |
| 18×25             | K6            | •    | 3900                   | 0.086   | 0.027              | 0.061                        | 2120                   | • 2700  | 0.099              | 0.027 | 0.061                        | 2120 |
| 18×31.5           | K7            |      | 4700                   | 0.078   | 0.023              | 0.052                        | 2410                   | 3300    | 0.091              | 0.023 | 0.052                        | 2410 |
| 18×35.5           | K8            |      | 6800                   | 0.064   | 0.019              | 0.043                        | 2680                   | 3900    | 0.077              | 0.019 | 0.043                        | 2680 |
| 18×40             | K9            |      | 8200                   | 0.061   | 0.017              | 0.038                        | 3010                   | 4700    | 0.071              | 0.017 | 0.038                        | 3010 |

105°C

(Note) Rated ripple current : 105°C, 100kHz; ESR : 20°C, 120Hz; Impedance : 100kHz  
 • : The black circles in the capacitance column denote semi-standard products.

• The standard ratings follow the next page.

NOTE : Design, Specifications are subject to change without notice.  
 It is recommended that you shall obtain technical specifications from ELNA to ensure that the component is suitable for your use.



## Standard Ratings

| Rated voltage (V) |                  |        | 35                        |            |                    |       |                                 | 50                        |            |                    |       |                                 |
|-------------------|------------------|--------|---------------------------|------------|--------------------|-------|---------------------------------|---------------------------|------------|--------------------|-------|---------------------------------|
| Case<br>φD×L (mm) | Casing<br>symbol | Item   | Rated capacitance<br>(μF) | ESR<br>(Ω) | Impedance (Ω max.) |       | Rated ripple current<br>(mArms) | Rated capacitance<br>(μF) | ESR<br>(Ω) | Impedance (Ω max.) |       | Rated ripple current<br>(mArms) |
|                   |                  |        |                           |            | 20°C               | -10°C |                                 |                           |            | 20°C               | -10°C |                                 |
| 5×11.5            | E3               | —      | —                         | —          | —                  | —     | —                               | 1                         | 166        | 3.5                | 7.0   | 36                              |
| 5×11.5            | E3               | —      | —                         | —          | —                  | —     | —                               | 2.2                       | 75.4       | 3.0                | 6.0   | 54                              |
| 5×11.5            | E3               | —      | —                         | —          | —                  | —     | —                               | 3.3                       | 50.3       | 2.6                | 5.2   | 63                              |
| 5×11.5            | E3               | —      | —                         | —          | —                  | —     | —                               | 4.7                       | 35.3       | 2.2                | 4.4   | 75                              |
| 5×11.5            | E3               | —      | —                         | —          | —                  | —     | —                               | 10                        | 16.6       | 1.4                | 2.8   | 110                             |
| 5×11.5            | E3               | 27     | 7.37                      | 0.65       | 1.46               | 175   | 18                              | 9.22                      | 0.95       | 1.9                | 120   |                                 |
| 6.3×11.5          | F3               | 56     | 3.56                      | 0.31       | 0.70               | 290   | 39                              | 4.25                      | 0.43       | 0.86               | 148   |                                 |
| 8×12              | G3               | 120    | 1.66                      | 0.17       | 0.38               | 488   | 68                              | 2.44                      | 0.20       | 0.40               | 360   |                                 |
| 8×15              | G4               | 180    | 1.11                      | 0.13       | 0.29               | 617   | 82                              | 2.02                      | 0.18       | 0.36               | 460   |                                 |
| 8×20              | G5               | 220    | 0.905                     | 0.095      | 0.21               | 800   | 120                             | 1.38                      | 0.13       | 0.26               | 670   |                                 |
| 10×12.5           | H3               | 150    | 1.33                      | 0.10       | 0.23               | 625   | 82                              | 2.02                      | 0.18       | 0.36               | 443   |                                 |
| 10×16             | H4               | 180    | 1.11                      | 0.080      | 0.18               | 825   | 100                             | 1.66                      | 0.15       | 0.30               | 553   |                                 |
| 10×20             | H5               | 330    | 0.604                     | 0.062      | 0.14               | 1010  | 180                             | 0.922                     | 0.085      | 0.17               | 676   |                                 |
| 10×25             | H6               | 390    | 0.511                     | 0.052      | 0.12               | 1190  | 220                             | 0.754                     | 0.075      | 0.15               | 876   |                                 |
| 10×30             | H7               | 560    | 0.356                     | 0.044      | 0.099              | 1440  | 330                             | 0.503                     | 0.055      | 0.11               | 1010  |                                 |
| 12.5×15           | I4               | • 330  | 0.604                     | 0.062      | 0.140              | 1010  | • 180                           | 0.922                     | 0.095      | 0.19               | 745   |                                 |
| 12.5×20           | I5               | 560    | 0.356                     | 0.042      | 0.095              | 1400  | 330                             | 0.503                     | 0.060      | 0.12               | 979   |                                 |
| 12.5×25           | I6               | 680    | 0.293                     | 0.034      | 0.076              | 1690  | 470                             | 0.353                     | 0.044      | 0.088              | 1180  |                                 |
| 12.5×30           | I7               | 1000   | 0.200                     | 0.030      | 0.068              | 1950  | 560                             | 0.297                     | 0.040      | 0.080              | 1310  |                                 |
| 12.5×35           | I8               | 1200   | 0.166                     | 0.024      | 0.054              | 2220  | 680                             | 0.244                     | 0.036      | 0.072              | 1470  |                                 |
| 12.5×40           | I9               | 1500   | 0.133                     | 0.021      | 0.047              | 2390  | 820                             | 0.203                     | 0.034      | 0.068              | 1590  |                                 |
| 16×16             | J4               | • 560  | 0.356                     | 0.046      | 0.10               | 1310  | • 330                           | 0.503                     | 0.065      | 0.13               | 982   |                                 |
| 16×20             | J5               | • 1000 | 0.200                     | 0.034      | 0.077              | 1660  | • 680                           | 0.244                     | 0.045      | 0.090              | 1210  |                                 |
| 16×25             | J6               | 1200   | 0.166                     | 0.028      | 0.063              | 2070  | 820                             | 0.203                     | 0.038      | 0.076              | 1490  |                                 |
| 16×31.5           | J7               | 1800   | 0.111                     | 0.025      | 0.056              | 2350  | 1000                            | 0.166                     | 0.032      | 0.064              | 1890  |                                 |
| 16×35.5           | J8               | 2200   | 0.106                     | 0.022      | 0.050              | 2550  | 1200                            | 0.139                     | 0.028      | 0.056              | 2140  |                                 |
| 16×40             | J9               | 2700   | 0.087                     | 0.018      | 0.041              | 2970  | 1500                            | 0.111                     | 0.026      | 0.052              | 2410  |                                 |
| 18×16             | K4               | • 680  | 0.293                     | 0.043      | 0.097              | 1460  | • 470                           | 0.353                     | 0.048      | 0.096              | 1180  |                                 |
| 18×20             | K5               | • 1200 | 0.166                     | 0.030      | 0.068              | 1850  | • 820                           | 0.203                     | 0.036      | 0.072              | 1450  |                                 |
| 18×25             | K6               | • 1800 | 0.111                     | 0.027      | 0.061              | 2120  | • 1000                          | 0.166                     | 0.032      | 0.064              | 1720  |                                 |
| 18×31.5           | K7               | 2200   | 0.106                     | 0.023      | 0.052              | 2410  | 1500                            | 0.111                     | 0.026      | 0.052              | 1970  |                                 |
| 18×35.5           | K8               | 2700   | 0.087                     | 0.019      | 0.043              | 2680  | 1800                            | 0.074                     | 0.025      | 0.050              | 2310  |                                 |
| 18×40             | K9               | 3300   | 0.081                     | 0.017      | 0.038              | 3010  | 2200                            | 0.073                     | 0.024      | 0.048              | 2530  |                                 |


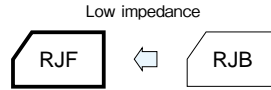
| Rated voltage (V) |                  |       | 63                        |            |                    |       |                                 | 100                       |            |                    |       |                                 |
|-------------------|------------------|-------|---------------------------|------------|--------------------|-------|---------------------------------|---------------------------|------------|--------------------|-------|---------------------------------|
| Case<br>φD×L (mm) | Casing<br>symbol | Item  | Rated capacitance<br>(μF) | ESR<br>(Ω) | Impedance (Ω max.) |       | Rated ripple current<br>(mArms) | Rated capacitance<br>(μF) | ESR<br>(Ω) | Impedance (Ω max.) |       | Rated ripple current<br>(mArms) |
|                   |                  |       |                           |            | 20°C               | -10°C |                                 |                           |            | 20°C               | -10°C |                                 |
| 5×11.5            | E3               | —     | 12                        | 11.1       | 1.2                | 3.6   | 120                             | 5.6                       | 20.7       | 1.9                | 7.6   | 57                              |
| 6.3×11.5          | F3               | 27    | 4.92                      | 0.55       | 1.7                | 148   | 12                              | 9.68                      | 1.1        | 4.4                | 78    |                                 |
| 8×12              | G3               | 47    | 2.82                      | 0.32       | 0.96               | 360   | 22                              | 5.28                      | 0.53       | 2.1                | 275   |                                 |
| 8×15              | G4               | 68    | 1.95                      | 0.24       | 0.72               | 469   | 33                              | 3.52                      | 0.35       | 1.4                | 360   |                                 |
| 8×20              | G5               | 82    | 1.62                      | 0.17       | 0.51               | 682   | 39                              | 2.98                      | 0.27       | 1.1                | 490   |                                 |
| 10×12.5           | H3               | 56    | 2.37                      | 0.23       | 0.69               | 448   | 27                              | 4.30                      | 0.47       | 1.9                | 319   |                                 |
| 10×16             | H4               | 68    | 1.95                      | 0.17       | 0.51               | 553   | 33                              | 3.52                      | 0.32       | 1.3                | 424   |                                 |
| 10×20             | H5               | 120   | 1.11                      | 0.12       | 0.36               | 676   | 56                              | 2.07                      | 0.25       | 1.0                | 499   |                                 |
| 10×25             | H6               | 150   | 0.885                     | 0.10       | 0.30               | 876   | 68                              | 1.71                      | 0.18       | 0.72               | 634   |                                 |
| 10×30             | H7               | 180   | 0.738                     | 0.085      | 0.26               | 1020  | 100                             | 1.16                      | 0.15       | 0.60               | 739   |                                 |
| 12.5×15           | I4               | • 150 | 0.885                     | 0.11       | 0.33               | 745   | • 68                            | 1.71                      | 0.20       | 0.80               | 613   |                                 |
| 12.5×20           | I5               | 220   | 0.604                     | 0.075      | 0.23               | 979   | 100                             | 1.16                      | 0.13       | 0.52               | 805   |                                 |
| 12.5×25           | I6               | 270   | 0.492                     | 0.065      | 0.20               | 1180  | 120                             | 0.968                     | 0.11       | 0.44               | 857   |                                 |
| 12.5×30           | I7               | 390   | 0.341                     | 0.055      | 0.17               | 1310  | 180                             | 0.646                     | 0.090      | 0.36               | 1120  |                                 |
| 12.5×35           | I8               | 470   | 0.283                     | 0.048      | 0.14               | 1470  | 220                             | 0.528                     | 0.075      | 0.30               | 1240  |                                 |
| 12.5×40           | I9               | 560   | 0.237                     | 0.042      | 0.13               | 1590  | 270                             | 0.431                     | 0.060      | 0.24               | 1330  |                                 |
| 16×16             | J4               | • 220 | 0.604                     | 0.080      | 0.24               | 982   | • 120                           | 0.968                     | 0.13       | 0.52               | 706   |                                 |
| 16×20             | J5               | • 390 | 0.341                     | 0.057      | 0.17               | 1210  | • 180                           | 0.646                     | 0.11       | 0.44               | 916   |                                 |
| 16×25             | J6               | 470   | 0.283                     | 0.052      | 0.16               | 1490  | 220                             | 0.528                     | 0.081      | 0.32               | 1290  |                                 |
| 16×31.5           | J7               | 680   | 0.196                     | 0.042      | 0.13               | 1890  | 330                             | 0.352                     | 0.059      | 0.23               | 1630  |                                 |
| 16×35.5           | J8               | 820   | 0.162                     | 0.036      | 0.11               | 2140  | 390                             | 0.298                     | 0.052      | 0.21               | 1750  |                                 |
| 16×40             | J9               | 1000  | 0.133                     | 0.032      | 0.096              | 2410  | 470                             | 0.248                     | 0.045      | 0.18               | 1920  |                                 |
| 18×16             | K4               | • 330 | 0.403                     | 0.065      | 0.20               | 1200  | • 150                           | 0.775                     | 0.12       | 0.48               | 871   |                                 |
| 18×20             | K5               | • 560 | 0.237                     | 0.058      | 0.17               | 1460  | • 270                           | 0.431                     | 0.085      | 0.34               | 1170  |                                 |
| 18×25             | K6               | • 680 | 0.196                     | 0.050      | 0.15               | 1740  | • 330                           | 0.352                     | 0.071      | 0.28               | 1500  |                                 |
| 18×31.5           | K7               | 820   | 0.162                     | 0.042      | 0.13               | 1990  | 390                             | 0.298                     | 0.058      | 0.23               | 1630  |                                 |
| 18×35.5           | K8               | 1000  | 0.133                     | 0.035      | 0.11               | 2340  | 560                             | 0.208                     | 0.054      | 0.22               | 1920  |                                 |
| 18×40             | K9               | 1200  | 0.111                     | 0.032      | 0.096              | 2560  | 680                             | 0.171                     | 0.041      | 0.16               | 2100  |                                 |

(Note) Rated ripple current : 105°C, 100kHz ; ESR : 20°C, 120Hz ; Impedance : 100kHz  
 • : The black circles in the capacitance column denote semi-standard products.

105°C Use, Miniature, High-Reliability, Extra Low Impedance Capacitors

GREEN CAP Low Impedance 105°C 5000hours Anti-cleaning solvent

- Higher ripple current and Lower impedance than RJB series.



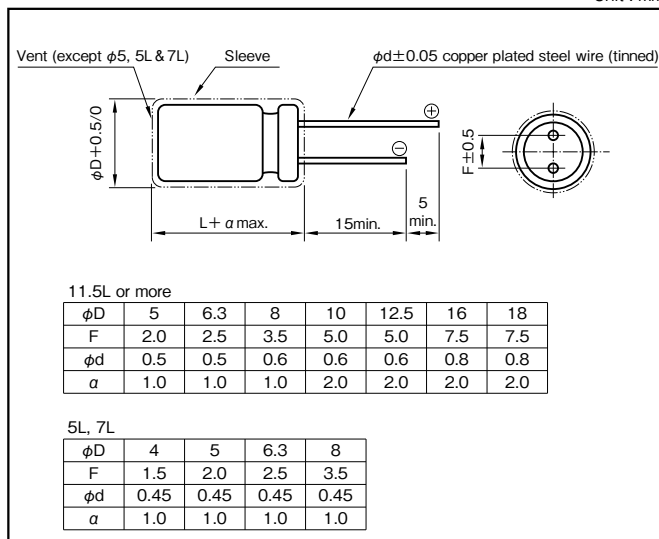
Marking color : White print on a black sleeve

Specifications

| Item  | Performance   |                   |  |                 |                                     |                                  |                              |                           |   |    |     |                        |               |      |      |      |      |      |      |      |      |               |   |   |   |   |   |   |   |   |
|---|---|-------------------|--|-----------------|-------------------------------------|----------------------------------|------------------------------|---------------------------|---|----|-----|------------------------|---------------|------|------|------|------|------|------|------|------|---------------|---|---|---|---|---|---|---|---|
| Category temperature range (°C)             | -40 to +105   |                   |  |                 |                                     |                                  |                              |                           |   |    |     |                        |               |      |      |      |      |      |      |      |      |               |   |   |   |   |   |   |   |   |
| Tolerance at rated capacitance (%)          | ±20 (20°C, 120Hz)   |                   |  |                 |                                     |                                  |                              |                           |   |    |     |                        |               |      |      |      |      |      |      |      |      |               |   |   |   |   |   |   |   |   |
| Leakage current (µA) (max.)                 | 0.01CV or 3 whichever is larger (after 2 minutes) C : Rated capacitance (µF) ; V : Rated voltage (V) (20°C)   |                   |  |                 |                                     |                                  |                              |                           |   |    |     |                        |               |      |      |      |      |      |      |      |      |               |   |   |   |   |   |   |   |   |
| Tangent of loss angle (tanδ)                | <table border="1"> <tr> <td>Rated voltage (V)</td> <td>6.3</td> <td>10</td> <td>16</td> <td>25</td> <td>35</td> <td>50</td> <td>63</td> <td>80</td> <td>100</td> </tr> <tr> <td>tanδ (max.)</td> <td>0.22</td> <td>0.19</td> <td>0.16</td> <td>0.14</td> <td>0.12</td> <td>0.10</td> <td>0.09</td> <td>0.09</td> <td>0.08</td> </tr> </table> <p>0.02 is added to every 1000µF increase over 1000µF. (20°C, 120Hz)</p>  | Rated voltage (V) | 6.3  | 10              | 16                                  | 25                               | 35                           | 50                        | 63  | 80 | 100 | tanδ (max.)            | 0.22          | 0.19 | 0.16 | 0.14 | 0.12 | 0.10 | 0.09 | 0.09 | 0.08 |               |   |   |   |   |   |   |   |   |
| Rated voltage (V)                           | 6.3   | 10                | 16   | 25              | 35                                  | 50                               | 63                           | 80                        | 100   |    |     |                        |               |      |      |      |      |      |      |      |      |               |   |   |   |   |   |   |   |   |
| tanδ (max.)                                 | 0.22  | 0.19              | 0.16   | 0.14            | 0.12                                | 0.10                             | 0.09                         | 0.09                      | 0.08  |    |     |                        |               |      |      |      |      |      |      |      |      |               |   |   |   |   |   |   |   |   |
| Characteristics at high and low temperature | <table border="1"> <tr> <td>Rated voltage (V)</td> <td>6.3</td> <td>10</td> <td>16</td> <td>25</td> <td>35</td> <td>50</td> <td>63</td> <td>80</td> <td>100</td> </tr> <tr> <td rowspan="2">Impedance ratio (max.)</td> <td>Z-25°C/Z+20°C</td> <td>2</td> <td>2</td> <td>2</td> <td>2</td> <td>2</td> <td>2</td> <td>2</td> <td>2</td> </tr> <tr> <td>Z-40°C/Z+20°C</td> <td>3</td> <td>3</td> <td>3</td> <td>3</td> <td>3</td> <td>3</td> <td>3</td> <td>3</td> </tr> </table> <p>(120Hz)</p>  | Rated voltage (V) | 6.3  | 10              | 16                                  | 25                               | 35                           | 50                        | 63  | 80 | 100 | Impedance ratio (max.) | Z-25°C/Z+20°C | 2    | 2    | 2    | 2    | 2    | 2    | 2    | 2    | Z-40°C/Z+20°C | 3 | 3 | 3 | 3 | 3 | 3 | 3 | 3 |
| Rated voltage (V)                           | 6.3   | 10                | 16   | 25              | 35                                  | 50                               | 63                           | 80                        | 100   |    |     |                        |               |      |      |      |      |      |      |      |      |               |   |   |   |   |   |   |   |   |
| Impedance ratio (max.)                      | Z-25°C/Z+20°C   | 2                 | 2  | 2               | 2                                   | 2                                | 2                            | 2                         | 2   |    |     |                        |               |      |      |      |      |      |      |      |      |               |   |   |   |   |   |   |   |   |
|   | Z-40°C/Z+20°C   | 3                 | 3  | 3               | 3                                   | 3                                | 3                            | 3                         | 3   |    |     |                        |               |      |      |      |      |      |      |      |      |               |   |   |   |   |   |   |   |   |
| Endurance (105°C) (Applied ripple current)  | <table border="1"> <tr> <td>Test time</td> <td>5L &amp; 7L : 1000 hours<br/>φ5 &amp; φ6.3 : 2000 hours (63 to 100WV:5000 hours)<br/>φ8 &amp; φ10 : 3000 hours (63 to 100WV:7000 hours)<br/>φ12.5 to φ18 : 5000 hours (63 to 100WV:10000 hours)</td> </tr> <tr> <td>Leakage current</td> <td>The initial specified value or less</td> </tr> <tr> <td>Percentage of capacitance change</td> <td>Within ±25% of initial value</td> </tr> <tr> <td>Tangent of the loss angle</td> <td>200% or less of the initial specified value</td> </tr> </table> | Test time         | 5L & 7L : 1000 hours<br>φ5 & φ6.3 : 2000 hours (63 to 100WV:5000 hours)<br>φ8 & φ10 : 3000 hours (63 to 100WV:7000 hours)<br>φ12.5 to φ18 : 5000 hours (63 to 100WV:10000 hours) | Leakage current | The initial specified value or less | Percentage of capacitance change | Within ±25% of initial value | Tangent of the loss angle | 200% or less of the initial specified value |    |     |                        |               |      |      |      |      |      |      |      |      |               |   |   |   |   |   |   |   |   |
| Test time                                   | 5L & 7L : 1000 hours<br>φ5 & φ6.3 : 2000 hours (63 to 100WV:5000 hours)<br>φ8 & φ10 : 3000 hours (63 to 100WV:7000 hours)<br>φ12.5 to φ18 : 5000 hours (63 to 100WV:10000 hours)  |                   |  |                 |                                     |                                  |                              |                           |   |    |     |                        |               |      |      |      |      |      |      |      |      |               |   |   |   |   |   |   |   |   |
| Leakage current                             | The initial specified value or less   |                   |  |                 |                                     |                                  |                              |                           |   |    |     |                        |               |      |      |      |      |      |      |      |      |               |   |   |   |   |   |   |   |   |
| Percentage of capacitance change            | Within ±25% of initial value  |                   |  |                 |                                     |                                  |                              |                           |   |    |     |                        |               |      |      |      |      |      |      |      |      |               |   |   |   |   |   |   |   |   |
| Tangent of the loss angle                   | 200% or less of the initial specified value   |                   |  |                 |                                     |                                  |                              |                           |   |    |     |                        |               |      |      |      |      |      |      |      |      |               |   |   |   |   |   |   |   |   |
| Shelf life (105°C)                          | <table border="1"> <tr> <td>Test time</td> <td>1000 hours</td> </tr> <tr> <td>Leakage current</td> <td>The initial specified value or less</td> </tr> <tr> <td>Percentage of capacitance change</td> <td>Within ±25% of initial value</td> </tr> <tr> <td>Tangent of the loss angle</td> <td>200% or less of the initial specified value</td> </tr> </table> <p>Voltage application treatment : According to JIS C5101-4 4.1</p>  | Test time         | 1000 hours   | Leakage current | The initial specified value or less | Percentage of capacitance change | Within ±25% of initial value | Tangent of the loss angle | 200% or less of the initial specified value |    |     |                        |               |      |      |      |      |      |      |      |      |               |   |   |   |   |   |   |   |   |
| Test time                                   | 1000 hours  |                   |  |                 |                                     |                                  |                              |                           |   |    |     |                        |               |      |      |      |      |      |      |      |      |               |   |   |   |   |   |   |   |   |
| Leakage current                             | The initial specified value or less   |                   |  |                 |                                     |                                  |                              |                           |   |    |     |                        |               |      |      |      |      |      |      |      |      |               |   |   |   |   |   |   |   |   |
| Percentage of capacitance change            | Within ±25% of initial value  |                   |  |                 |                                     |                                  |                              |                           |   |    |     |                        |               |      |      |      |      |      |      |      |      |               |   |   |   |   |   |   |   |   |
| Tangent of the loss angle                   | 200% or less of the initial specified value   |                   |  |                 |                                     |                                  |                              |                           |   |    |     |                        |               |      |      |      |      |      |      |      |      |               |   |   |   |   |   |   |   |   |
| Applicable standards                        | JIS C5101-1, -4 (IEC 60384-1, -4)   |                   |  |                 |                                     |                                  |                              |                           |   |    |     |                        |               |      |      |      |      |      |      |      |      |               |   |   |   |   |   |   |   |   |

Outline Drawing

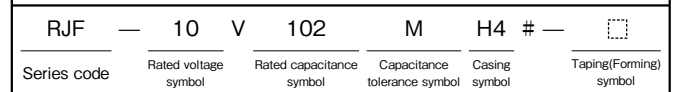
Unit : mm



Coefficient of Frequency for Rated Ripple Current

| Rated capacitance (µF) \ Frequency (Hz) | 120  | 1k   | 10k  | 100k |
|---|------|------|------|------|
| 5.6 to 180                              | 0.40 | 0.75 | 0.90 | 1    |
| 220 to 390                              | 0.50 | 0.85 | 0.94 | 1    |
| 470 to 1800                             | 0.60 | 0.87 | 0.95 | 1    |
| 2200 to 3900                            | 0.75 | 0.90 | 0.95 | 1    |
| 4700 to 6800                            | 0.85 | 0.95 | 0.98 | 1    |

Part numbering system (example : 10V1000µF)



- The standard ratings are described on the next page.

NOTE : Design, Specifications are subject to change without notice. It is recommended that you shall obtain technical specifications from ELNA to ensure that the component is suitable for your use.

## Standard Ratings

| Rated voltage (V) | Item     | 6.3               |                  |                    |       |                                    | 10                |                  |                    |       |                                    | 16                |                  |                    |       |                                    |
|-------------------|----------|-------------------|------------------|--------------------|-------|------------------------------------|-------------------|------------------|--------------------|-------|------------------------------------|-------------------|------------------|--------------------|-------|------------------------------------|
|                   |          | Case<br>φD×L (mm) | Casing<br>symbol | Impedance (Ω max.) |       | Rated ripple<br>current<br>(mAmps) | Case<br>φD×L (mm) | Casing<br>symbol | Impedance (Ω max.) |       | Rated ripple<br>current<br>(mAmps) | Case<br>φD×L (mm) | Casing<br>symbol | Impedance (Ω max.) |       | Rated ripple<br>current<br>(mAmps) |
|                   |          |                   |                  | 20°C               | -10°C |                                    |                   |                  | 20°C               | -10°C |                                    |                   |                  | 20°C               | -10°C |                                    |
| 18                | —        | —                 | —                | —                  | —     | —                                  | —                 | —                | —                  | —     | 4×7                                | D1                | 0.92             | 2.8                | 130   |                                    |
| 27                | —        | —                 | —                | —                  | —     | 4×7                                | D1                | 0.89             | 2.7                | 130   | 6.3×5                              | F0                | 0.30             | 0.95               | 210   |                                    |
| 33                | —        | —                 | —                | —                  | —     | —                                  | —                 | —                | —                  | —     | 5×7                                | E1                | 0.45             | 1.4                | 210   |                                    |
|                   |          |                   |                  |                    |       |                                    |                   |                  |                    |       | 6.3×5                              | F0                | 0.30             | 0.95               | 210   |                                    |
| 39                | 4×7      | D1                | 0.85             | 2.6                | 130   | —                                  | —                 | —                | —                  | —     | —                                  | —                 | —                | —                  | —     |                                    |
| 47                | —        | —                 | —                | —                  | —     | 6.3×5                              | F0                | 0.29             | 0.93               | 210   | —                                  | —                 | —                | —                  | —     |                                    |
| 56                | —        | —                 | —                | —                  | —     | 5×7                                | E1                | 0.44             | 1.4                | 210   | 5×11.5                             | E3                | 0.22             | 0.80               | 345   |                                    |
| 68                | 5×7      | E1                | 0.43             | 1.3                | 210   | —                                  | —                 | —                | —                  | —     | 6.3×7                              | F1                | 0.24             | 0.72               | 300   |                                    |
| 100               | 6.3×5    | F0                | 0.28             | 0.91               | 210   | 5×11.5                             | E3                | 0.22             | 0.8                | 345   | —                                  | —                 | —                | —                  | —     |                                    |
| 120               | —        | —                 | —                | —                  | —     | 6.3×7                              | F1                | 0.23             | 0.69               | 300   | 8×7                                | G1                | 0.15             | 0.45               | 380   |                                    |
|                   |          |                   |                  |                    |       |                                    |                   |                  |                    |       | 6.3×11.5                           | F3                | 0.094            | 0.35               | 540   |                                    |
| 150               | 5×11.5   | E3                | 0.22             | 0.80               | 345   | —                                  | —                 | —                | —                  | —     | —                                  | —                 | —                | —                  | —     |                                    |
|                   | 6.3×7    | F1                | 0.23             | 0.69               | 300   | —                                  | —                 | —                | —                  | —     | —                                  | —                 | —                | —                  | —     |                                    |
| 180               | —        | —                 | —                | —                  | —     | 8×7                                | G1                | 0.15             | 0.45               | 380   | —                                  | —                 | —                | —                  | —     |                                    |
| 220               | 8×7      | G1                | 0.15             | 0.45               | 380   | 6.3×11.5                           | F3                | 0.094            | 0.35               | 540   | —                                  | —                 | —                | —                  | —     |                                    |
| 330               | 6.3×11.5 | F3                | 0.094            | 0.35               | 540   | —                                  | —                 | —                | —                  | —     | 8×12                               | G3                | 0.056            | 0.19               | 945   |                                    |
| 470               | —        | —                 | —                | —                  | —     | 8×12                               | G3                | 0.056            | 0.19               | 945   | 8×15                               | G4                | 0.045            | 0.15               | 1250  |                                    |
| 560               | 8×12     | G3                | 0.056            | 0.19               | 945   | —                                  | —                 | —                | —                  | —     | 10×16                              | H4                | 0.028            | 0.10               | 1760  |                                    |
| 680               | —        | —                 | —                | —                  | —     | 10×12.5                            | H3                | 0.039            | 0.14               | 1330  | —                                  | —                 | —                | —                  | —     |                                    |
| 820               | 8×15     | G4                | 0.045            | 0.15               | 1250  | —                                  | —                 | —                | —                  | —     | —                                  | —                 | —                | —                  | —     |                                    |
| 1000              | 10×12.5  | H3                | 0.039            | 0.14               | 1330  | 10×16                              | H4                | 0.028            | 0.10               | 1760  | 10×20                              | H5                | 0.020            | 0.060              | 1960  |                                    |
| 1200              | 10×16    | H4                | 0.028            | 0.10               | 1760  | 10×20                              | H5                | 0.020            | 0.060              | 1960  | 10×25                              | H6                | 0.018            | 0.054              | 2250  |                                    |
| 1500              | 10×20    | H5                | 0.020            | 0.060              | 1960  | 10×25                              | H6                | 0.018            | 0.054              | 2250  | 12.5×20                            | I5                | 0.017            | 0.043              | 2480  |                                    |
| 2200              | 10×25    | H6                | 0.018            | 0.054              | 2250  | 12.5×20                            | I5                | 0.017            | 0.043              | 2480  | 12.5×25                            | I6                | 0.015            | 0.038              | 2900  |                                    |
| 2700              | —        | —                 | —                | —                  | —     | —                                  | —                 | —                | —                  | —     | 16×20                              | J5                | 0.015            | 0.038              | 3250  |                                    |
| 3300              | 12.5×20  | I5                | 0.017            | 0.043              | 2480  | 12.5×25                            | I6                | 0.015            | 0.038              | 2900  | 16×25                              | J6                | 0.013            | 0.035              | 3630  |                                    |
| 3900              | 12.5×25  | I6                | 0.015            | 0.038              | 2900  | 16×20                              | J5                | 0.015            | 0.038              | 3250  | 16×25                              | J6                | 0.013            | 0.035              | 3630  |                                    |
| 4700              | 12.5×30  | I7                | 0.013            | 0.033              | 3450  | 16×25                              | J6                | 0.013            | 0.035              | 3630  | —                                  | —                 | —                | —                  | —     |                                    |
| 5600              | 16×20    | J5                | 0.015            | 0.038              | 3570  | 16×25                              | J6                | 0.013            | 0.035              | 3630  | —                                  | —                 | —                | —                  | —     |                                    |
| 6800              | 16×25    | J6                | 0.013            | 0.035              | 3630  | —                                  | —                 | —                | —                  | —     | —                                  | —                 | —                | —                  | —     |                                    |

| Rated voltage (V) | Item     | 25                |                  |                    |       |                                    | 35                |                  |                    |       |                                    | 50                |                  |                    |       |                                    |
|-------------------|----------|-------------------|------------------|--------------------|-------|------------------------------------|-------------------|------------------|--------------------|-------|------------------------------------|-------------------|------------------|--------------------|-------|------------------------------------|
|                   |          | Case<br>φD×L (mm) | Casing<br>symbol | Impedance (Ω max.) |       | Rated ripple<br>current<br>(mAmps) | Case<br>φD×L (mm) | Casing<br>symbol | Impedance (Ω max.) |       | Rated ripple<br>current<br>(mAmps) | Case<br>φD×L (mm) | Casing<br>symbol | Impedance (Ω max.) |       | Rated ripple<br>current<br>(mAmps) |
|                   |          |                   |                  | 20°C               | -10°C |                                    |                   |                  | 20°C               | -10°C |                                    |                   |                  | 20°C               | -10°C |                                    |
| 5.6               | —        | —                 | —                | —                  | —     | —                                  | —                 | —                | —                  | —     | 4×7                                | D1                | 1.0              | 3.0                | 130   |                                    |
| 10                | 5×5      | E0                | 0.61             | 1.5                | 130   | 5×5                                | E0                | 0.63             | 1.5                | 130   | 5×7                                | E1                | 0.50             | 1.5                | 210   |                                    |
|                   |          |                   |                  |                    |       | 4×7                                | D1                | 0.96             | 2.9                | 130   |                                    |                   |                  |                    |       |                                    |
| 15                | 4×7      | D1                | 0.94             | 2.9                | 130   | —                                  | —                 | —                | —                  | —     | —                                  | —                 | —                | —                  | —     |                                    |
| 18                | —        | —                 | —                | —                  | —     | 5×7                                | E1                | 0.47             | 1.5                | 210   | —                                  | —                 | —                | —                  | —     |                                    |
| 22                | 6.3×5    | F0                | 0.31             | 0.97               | 210   | 6.3×5                              | F0                | 0.32             | 1.0                | 210   | 6.3×7                              | F1                | 0.26             | 0.78               | 300   |                                    |
|                   |          |                   |                  |                    |       |                                    |                   |                  |                    |       | 5×11.5                             | E3                | 0.34             | 1.18               | 238   |                                    |
| 27                | 5×7      | E1                | 0.46             | 1.4                | 210   | —                                  | —                 | —                | —                  | —     | —                                  | —                 | —                | —                  | —     |                                    |
| 33                | —        | —                 | —                | —                  | —     | 5×11.5                             | E3                | 0.22             | 0.80               | 345   | 8×7                                | G1                | 0.17             | 0.51               | 380   |                                    |
| 39                | —        | —                 | —                | —                  | —     | 6.3×7                              | F1                | 0.25             | 0.75               | 300   | —                                  | —                 | —                | —                  | —     |                                    |
| 47                | 5×11.5   | E3                | 0.22             | 0.80               | 345   | —                                  | —                 | —                | —                  | —     | —                                  | —                 | —                | —                  | —     |                                    |
| 56                | 6.3×7    | F1                | 0.24             | 0.72               | 300   | 8×7                                | G1                | 0.16             | 0.48               | 380   | 6.3×11.5                           | F3                | 0.14             | 0.50               | 385   |                                    |
|                   |          |                   |                  |                    |       | 6.3×11.5                           | F3                | 0.094            | 0.35               | 540   |                                    |                   |                  |                    |       |                                    |
| 100               | 8×7      | G1                | 0.15             | 0.45               | 380   | —                                  | —                 | —                | —                  | —     | 8×12                               | G3                | 0.074            | 0.22               | 724   |                                    |
|                   | 6.3×11.5 | F3                | 0.094            | 0.35               | 540   | —                                  | —                 | —                | —                  | —     | —                                  | —                 | —                | —                  | —     |                                    |
| 120               | —        | —                 | —                | —                  | —     | —                                  | —                 | —                | —                  | —     | 8×15                               | G4                | 0.061            | 0.18               | 950   |                                    |
| 150               | —        | —                 | —                | —                  | —     | 8×12                               | G3                | 0.056            | 0.19               | 945   | 10×12.5                            | H3                | 0.061            | 0.18               | 979   |                                    |
| 180               | —        | —                 | —                | —                  | —     | —                                  | —                 | —                | —                  | —     | 8×20                               | G5                | 0.046            | 0.14               | 1190  |                                    |
| 220               | 8×12     | G3                | 0.056            | 0.19               | 945   | 10×12.5                            | H3                | 0.039            | 0.14               | 1330  | 10×16                              | H4                | 0.042            | 0.12               | 1370  |                                    |
| 270               | —        | —                 | —                | —                  | —     | 8×20                               | G5                | 0.029            | 0.11               | 1500  | 10×20                              | H5                | 0.030            | 0.090              | 1580  |                                    |
| 330               | 10×12.5  | H3                | 0.039            | 0.14               | 1330  | 10×16                              | H4                | 0.028            | 0.10               | 1760  | 10×25                              | H6                | 0.028            | 0.085              | 1870  |                                    |
| 470               | 10×16    | H4                | 0.028            | 0.10               | 1760  | 10×20                              | H5                | 0.020            | 0.060              | 1960  | 12.5×20                            | I5                | 0.027            | 0.068              | 2050  |                                    |
| 560               | —        | —                 | —                | —                  | —     | 10×25                              | H6                | 0.018            | 0.054              | 2250  | 12.5×25                            | I6                | 0.023            | 0.059              | 2410  |                                    |
| 680               | 10×20    | H5                | 0.020            | 0.060              | 1960  | 12.5×20                            | I5                | 0.017            | 0.043              | 2480  | 16×20                              | J5                | 0.023            | 0.059              | 2730  |                                    |
| 820               | 10×25    | H6                | 0.018            | 0.054              | 2250  | —                                  | —                 | —                | —                  | —     | 16×20                              | J5                | 0.023            | 0.059              | 2730  |                                    |
| 1000              | 12.5×20  | I5                | 0.017            | 0.043              | 2480  | 12.5×25                            | I6                | 0.015            | 0.038              | 2900  | 16×25                              | J6                | 0.021            | 0.056              | 3010  |                                    |
| 1200              | —        | —                 | —                | —                  | —     | 16×20                              | J5                | 0.015            | 0.038              | 3250  | —                                  | —                 | —                | —                  | —     |                                    |
| 1500              | 12.5×25  | I6                | 0.015            | 0.038              | 2900  | 16×25                              | J6                | 0.013            | 0.035              | 3630  | —                                  | —                 | —                | —                  | —     |                                    |
| 1800              | 16×20    | J5                | 0.015            | 0.038              | 3250  | 16×25                              | J6                | 0.013            | 0.035              | 3630  | —                                  | —                 | —                | —                  | —     |                                    |
| 2200              | 16×25    | J6                | 0.013            | 0.035              | 3630  | —                                  | —                 | —                | —                  | —     | —                                  | —                 | —                | —                  | —     |                                    |
| 2700              | 16×25    | J6                | 0.013            | 0.035              | 3630  | —                                  | —                 | —                | —                  | —     | —                                  | —                 | —                | —                  | —     |                                    |

(Note) Rated ripple current : 105°C, 100kHz ; Impedance : 100kHz

Standard Ratings

| Rated voltage (V) | Item       | 63             |               |                    |       | 80                            |                |               |                    | 100   |                               |                |               |                    |       |                               |
|-------------------|------------|----------------|---------------|--------------------|-------|-------------------------------|----------------|---------------|--------------------|-------|-------------------------------|----------------|---------------|--------------------|-------|-------------------------------|
|                   |            | Case φDxL (mm) | Casing symbol | Impedance (Ω max.) |       | Rated ripple current (mA rms) | Case φDxL (mm) | Casing symbol | Impedance (Ω max.) |       | Rated ripple current (mA rms) | Case φDxL (mm) | Casing symbol | Impedance (Ω max.) |       | Rated ripple current (mA rms) |
|                   |            |                |               | 20°C               | -10°C |                               |                |               | 20°C               | -10°C |                               |                |               | 20°C               | -10°C |                               |
| 6.8               | —          | —              | —             | —                  | —     | —                             | —              | —             | —                  | —     | 5 × 11.5                      | E3             | 1.4           | 5.6                | 125   |                               |
| 15                | 5 × 11.5   | E3             | 0.88          | 3.5                | 165   | —                             | —              | —             | —                  | —     | 6.3 × 11.5                    | F3             | 0.57          | 2.3                | 205   |                               |
| 27                | —          | —              | —             | —                  | —     | —                             | —              | —             | —                  | —     | 8 × 12                        | G3             | 0.36          | 1.4                | 335   |                               |
| 33                | 6.3 × 11.5 | F3             | 0.35          | 1.4                | 265   | —                             | —              | —             | —                  | —     | —                             | —              | —             | —                  | —     |                               |
| 39                | —          | —              | —             | —                  | —     | —                             | —              | —             | —                  | —     | 8 × 15                        | G4             | 0.25          | 1.0                | 450   |                               |
| 47                | —          | —              | —             | —                  | —     | —                             | —              | —             | —                  | —     | 10 × 12.5                     | H3             | 0.17          | 0.66               | 480   |                               |
| 56                | 8 × 12     | G3             | 0.22          | 0.88               | 500   | —                             | —              | —             | —                  | —     | 8 × 20                        | G5             | 0.19          | 0.76               | 565   |                               |
| 68                | —          | —              | —             | —                  | —     | 10 × 12.5                     | H3             | 0.17          | 0.66               | 480   | 10 × 16                       | H4             | 0.11          | 0.47               | 600   |                               |
| 82                | 10 × 12.5  | H3             | 0.11          | 0.44               | 690   | —                             | —              | —             | —                  | —     | 10 × 20                       | H5             | 0.084         | 0.34               | 800   |                               |
| 100               | —          | —              | —             | —                  | —     | 10 × 16                       | H4             | 0.11          | 0.47               | 600   | 12.5 × 15                     | I4             | 0.11          | 0.34               | 750   |                               |
| 120               | 8 × 20     | G5             | 0.12          | 0.48               | 820   | 10 × 20                       | H5             | 0.084         | 0.34               | 800   | 10 × 25                       | H6             | 0.069         | 0.28               | 900   |                               |
|                   | 10 × 16    | H4             | 0.076         | 0.31               | 950   |                               |                |               |                    |       |                               |                |               |                    |       |                               |
| 150               | —          | —              | —             | —                  | —     | 10 × 25                       | H6             | 0.069         | 0.28               | 900   | 12.5 × 20                     | I5             | 0.062         | 0.18               | 1100  |                               |
| 180               | 10 × 20    | H5             | 0.056         | 0.23               | 1150  | —                             | —              | —             | —                  | —     | —                             | —              | —             | —                  | —     |                               |
| 220               | 10 × 25    | H6             | 0.046         | 0.19               | 1350  | 12.5 × 20                     | I5             | 0.062         | 0.18               | 1100  | 16 × 20                       | J5             | 0.048         | 0.15               | 1350  |                               |
| 270               | 12.5 × 20  | I5             | 0.041         | 0.13               | 1500  | —                             | —              | —             | —                  | —     | 12.5 × 30                     | I7             | 0.042         | 0.13               | 1500  |                               |
| 330               | —          | —              | —             | —                  | —     | 12.5 × 25                     | I6             | 0.047         | 0.14               | 1250  | 12.5 × 35                     | I8             | 0.036         | 0.11               | 1650  |                               |
|                   |            |                |               |                    |       | 16 × 20                       | J5             | 0.048         | 0.15               | 1350  | 16 × 25                       | J6             | 0.038         | 0.12               | 1700  |                               |
|                   |            |                |               |                    |       | 18 × 20                       | K5             | 0.045         | 0.14               | 1500  | 18 × 20                       | K5             | 0.045         | 0.14               | 1500  |                               |
| 390               | 12.5 × 25  | I6             | 0.031         | 0.093              | 1900  | 12.5 × 30                     | I7             | 0.042         | 0.13               | 1500  | 12.5 × 40                     | I9             | 0.032         | 0.095              | 1800  |                               |
| 470               | 12.5 × 30  | I7             | 0.028         | 0.084              | 2300  | 12.5 × 35                     | I8             | 0.036         | 0.11               | 1650  | 16 × 31.5                     | J7             | 0.032         | 0.095              | 1850  |                               |
|                   |            |                |               |                    |       | 16 × 25                       | J6             | 0.038         | 0.12               | 1700  |                               |                |               |                    |       |                               |
|                   |            |                |               |                    |       | 18 × 20                       | K5             | 0.045         | 0.14               | 1500  |                               |                |               |                    |       |                               |
| 560               | 12.5 × 35  | I8             | 0.024         | 0.070              | 2500  | —                             | —              | —             | —                  | —     | 16 × 35.5                     | J8             | 0.029         | 0.086              | 2000  |                               |
| 680               | 12.5 × 40  | I9             | 0.021         | 0.063              | 2800  | 16 × 31.5                     | J7             | 0.032         | 0.095              | 1850  | 18 × 31.5                     | K7             | 0.030         | 0.090              | 1900  |                               |
|                   |            |                |               |                    |       |                               |                |               |                    |       | 16 × 25                       | J6             | 0.025         | 0.075              | 2600  |                               |
|                   |            |                |               |                    |       |                               |                |               |                    |       | 18 × 20                       | K5             | 0.030         | 0.090              | 2500  |                               |
| 820               | 16 × 31.5  | J7             | 0.021         | 0.063              | 2850  | 16 × 35.5                     | J8             | 0.029         | 0.086              | 2000  | 18 × 40                       | K9             | 0.026         | 0.077              | 2700  |                               |
|                   | 18 × 25    | K6             | 0.024         | 0.072              | 2800  | 18 × 31.5                     | K7             | 0.030         | 0.090              | 1900  |                               |                |               |                    |       |                               |
| 1000              | 16 × 35.5  | J8             | 0.019         | 0.057              | 2900  | —                             | —              | —             | —                  | —     | —                             | —              | —             | —                  | —     |                               |
| 1200              | 16 × 40    | J9             | 0.018         | 0.054              | 3400  | 18 × 40                       | K9             | 0.026         | 0.077              | 2700  | —                             | —              | —             | —                  | —     |                               |
|                   | 18 × 31.5  | K7             | 0.020         | 0.060              | 3300  |                               |                |               |                    |       |                               |                |               |                    |       |                               |
| 1500              | 18 × 35.5  | K8             | 0.018         | 0.054              | 3400  | —                             | —              | —             | —                  | —     | —                             | —              | —             | —                  | —     |                               |
| 1800              | 18 × 40    | K9             | 0.017         | 0.051              | 3500  | —                             | —              | —             | —                  | —     | —                             | —              | —             | —                  | —     |                               |

(Note) Rated ripple current : 105°C , 100kHz ; Impedance : 100kHz

ALUMINUM


MINIATURE ALUMINUM

105°C

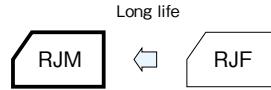
## 105°C Use, Miniature, Long Life, Extra Low Impedance Capacitors

|           |               |                  |                       |
|-----------|---------------|------------------|-----------------------|
| GREEN CAP | Low Impedance | 105°C 10000hours | Anti-cleaning solvent |
|-----------|---------------|------------------|-----------------------|

- Long life than RJF series.
- Guarantees 10000 hours at 105°C.  
( $\phi$  5,  $\phi$  6.3 : 6000 hours,  $\phi$  8 : 8000 hours)



Marking color : White print on a black sleeve

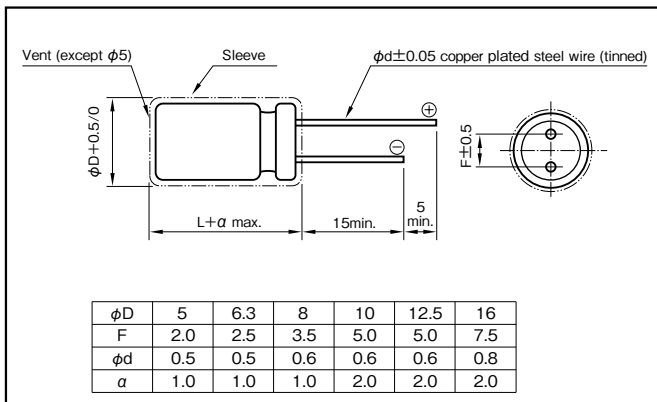


### Specifications

| Item  | Performance  |  |      |      |      |      |    |    |                        |               |      |      |      |      |      |               |   |   |   |   |   |
|---|--|--|------|------|------|------|----|----|------------------------|---------------|------|------|------|------|------|---------------|---|---|---|---|---|
| Category temperature range (°C)                                   | -40 to +105  |  |      |      |      |      |    |    |                        |               |      |      |      |      |      |               |   |   |   |   |   |
| Tolerance at rated capacitance (%)                                | ±20 (20°C, 120Hz)  |  |      |      |      |      |    |    |                        |               |      |      |      |      |      |               |   |   |   |   |   |
| Leakage current (µA) (max.)                                       | 0.01CV or 3 whichever is larger (after 2 minutes) C : Rated capacitance (µF), V : Rated voltage (V) (20°C)   |  |      |      |      |      |    |    |                        |               |      |      |      |      |      |               |   |   |   |   |   |
| Tangent of loss angle (tanδ)                                      | <table border="1"> <tr> <td>Rated voltage (V)</td> <td>6.3</td> <td>10</td> <td>16</td> <td>25</td> <td>35</td> <td>50</td> </tr> <tr> <td>tanδ (max.)</td> <td>0.22</td> <td>0.19</td> <td>0.16</td> <td>0.14</td> <td>0.12</td> <td>0.10</td> </tr> </table>   | Rated voltage (V)  | 6.3  | 10   | 16   | 25   | 35 | 50 | tanδ (max.)            | 0.22          | 0.19 | 0.16 | 0.14 | 0.12 | 0.10 |               |   |   |   |   |   |
|   | Rated voltage (V)  | 6.3  | 10   | 16   | 25   | 35   | 50 |    |                        |               |      |      |      |      |      |               |   |   |   |   |   |
| tanδ (max.)   | 0.22   | 0.19   | 0.16 | 0.14 | 0.12 | 0.10 |    |    |                        |               |      |      |      |      |      |               |   |   |   |   |   |
| 0.02 is added to every 1000µF increase over 1000µF. (20°C, 120Hz) |  |  |      |      |      |      |    |    |                        |               |      |      |      |      |      |               |   |   |   |   |   |
| Characteristics at high and low temperature                       | <table border="1"> <tr> <td>Rated voltage (V)</td> <td>6.3</td> <td>10</td> <td>16</td> <td>25</td> <td>35</td> <td>50</td> </tr> <tr> <td rowspan="2">Impedance ratio (max.)</td> <td>Z-25°C/Z+20°C</td> <td>2</td> <td>2</td> <td>2</td> <td>2</td> <td>2</td> </tr> <tr> <td>Z-40°C/Z+20°C</td> <td>3</td> <td>3</td> <td>3</td> <td>3</td> <td>3</td> </tr> </table> | Rated voltage (V)  | 6.3  | 10   | 16   | 25   | 35 | 50 | Impedance ratio (max.) | Z-25°C/Z+20°C | 2    | 2    | 2    | 2    | 2    | Z-40°C/Z+20°C | 3 | 3 | 3 | 3 | 3 |
|   | Rated voltage (V)  | 6.3  | 10   | 16   | 25   | 35   | 50 |    |                        |               |      |      |      |      |      |               |   |   |   |   |   |
| Impedance ratio (max.)  | Z-25°C/Z+20°C  | 2  | 2    | 2    | 2    | 2    |    |    |                        |               |      |      |      |      |      |               |   |   |   |   |   |
|   | Z-40°C/Z+20°C  | 3  | 3    | 3    | 3    | 3    |    |    |                        |               |      |      |      |      |      |               |   |   |   |   |   |
| (120Hz)   |  |  |      |      |      |      |    |    |                        |               |      |      |      |      |      |               |   |   |   |   |   |
| Endurance (105°C) (Applied ripple current)                        | Test time  | $\phi$ 5 & $\phi$ 6.3 : 6000 hours<br>$\phi$ 8 : 8000 hours<br>$\phi$ 10 or more : 10000 hours |      |      |      |      |    |    |                        |               |      |      |      |      |      |               |   |   |   |   |   |
|   | Leakage current  | The initial specified value or less  |      |      |      |      |    |    |                        |               |      |      |      |      |      |               |   |   |   |   |   |
|   | Percentage of capacitance change   | Within ±25% of initial value ( $\phi$ 6.3 or less : ±30%)                                      |      |      |      |      |    |    |                        |               |      |      |      |      |      |               |   |   |   |   |   |
|   | Tangent of the loss angle  | 200% or less of the initial specified value  |      |      |      |      |    |    |                        |               |      |      |      |      |      |               |   |   |   |   |   |
| Shelf life (105°C)  | Test time  | 1000 hours   |      |      |      |      |    |    |                        |               |      |      |      |      |      |               |   |   |   |   |   |
|   | Leakage current  | The initial specified value or less  |      |      |      |      |    |    |                        |               |      |      |      |      |      |               |   |   |   |   |   |
|   | Percentage of capacitance change   | Within ±25% of initial value ( $\phi$ 6.3 or less : ±30%)                                      |      |      |      |      |    |    |                        |               |      |      |      |      |      |               |   |   |   |   |   |
|   | Tangent of the loss angle  | 200% or less of the initial specified value  |      |      |      |      |    |    |                        |               |      |      |      |      |      |               |   |   |   |   |   |
| Voltage application treatment : According to JIS C5101-4 4.1      |  |  |      |      |      |      |    |    |                        |               |      |      |      |      |      |               |   |   |   |   |   |
| Applicable standards  | JIS C5101-1, -4 (IEC 60384-1, -4)  |  |      |      |      |      |    |    |                        |               |      |      |      |      |      |               |   |   |   |   |   |

### Outline Drawing

Unit : mm



### Coefficient of Frequency for Rated Ripple Current

| Rated capacitance (µF) | Frequency (Hz) |      |      |      |
|------------------------|----------------|------|------|------|
|                        | 120            | 1k   | 10k  | 100k |
| 27 to 33               | 0.42           | 0.70 | 0.90 | 1    |
| 39 to 270              | 0.50           | 0.73 | 0.92 | 1    |
| 330 to 680             | 0.55           | 0.77 | 0.94 | 1    |
| 820 to 1800            | 0.60           | 0.80 | 0.96 | 1    |
| 2200 to 8200           | 0.70           | 0.85 | 0.98 | 1    |

### Part numbering system (example : 10V1000µF)

|             |   |                      |   |                          |                              |               |   |   |                        |
|-------------|---|----------------------|---|--------------------------|------------------------------|---------------|---|---|------------------------|
| RJM         | — | 10                   | V | 102                      | M                            | G4            | # | — | □                      |
| Series code |   | Rated voltage symbol |   | Rated capacitance symbol | Capacitance tolerance symbol | Casing symbol |   |   | Taping(Forming) symbol |

Standard Ratings

| Rated voltage(V)<br>Item<br>Rated capacitance (μF) | 6.3               |                  |                    |       |                                     | 10                |                  |                    |       |                                     | 16                |                  |                    |       |                                     |
|--|-------------------|------------------|--------------------|-------|-------------------------------------|-------------------|------------------|--------------------|-------|-------------------------------------|-------------------|------------------|--------------------|-------|-------------------------------------|
|  | Case<br>φDxL (mm) | Casing<br>symbol | Impedance (Ω max.) |       | Rated ripple<br>current<br>(mA rms) | Case<br>φDxL (mm) | Casing<br>symbol | Impedance (Ω max.) |       | Rated ripple<br>current<br>(mA rms) | Case<br>φDxL (mm) | Casing<br>symbol | Impedance (Ω max.) |       | Rated ripple<br>current<br>(mA rms) |
|  |                   |                  | 20°C               | -10°C |                                     |                   |                  | 20°C               | -10°C |                                     |                   |                  | 20°C               | -10°C |                                     |
| 82   | —                 | —                | —                  | —     | —                                   | —                 | —                | —                  | —     | —                                   | 5×11.5            | E3               | 0.22               | 0.80  | 345                                 |
| 100  | —                 | —                | —                  | —     | —                                   | 5×11.5            | E3               | 0.22               | 0.80  | 345                                 | 5×11.5            | E3               | 0.22               | 0.80  | 345                                 |
| 120  | —                 | —                | —                  | —     | —                                   | 5×11.5            | E3               | 0.22               | 0.80  | 345                                 | —                 | —                | —                  | —     | —                                   |
| 150  | 5×11.5            | E3               | 0.22               | 0.80  | 345                                 | 5×11.5            | E3               | 0.22               | 0.80  | 345                                 | —                 | —                | —                  | —     | —                                   |
| 180  | —                 | —                | —                  | —     | —                                   | —                 | —                | —                  | —     | —                                   | 6.3×11.5          | F3               | 0.094              | 0.35  | 540                                 |
| 220  | 5×11.5            | E3               | 0.22               | 0.80  | 345                                 | 6.3×11.5          | F3               | 0.094              | 0.35  | 540                                 | 6.3×11.5          | F3               | 0.094              | 0.35  | 540                                 |
| 270  | —                 | —                | —                  | —     | —                                   | 6.3×11.5          | F3               | 0.094              | 0.35  | 540                                 | —                 | —                | —                  | —     | —                                   |
| 330  | 6.3×11.5          | F3               | 0.094              | 0.35  | 540                                 | 6.3×11.5          | F3               | 0.094              | 0.35  | 540                                 | —                 | —                | —                  | —     | —                                   |
| 470  | 6.3×11.5          | F3               | 0.094              | 0.35  | 540                                 | —                 | —                | —                  | —     | —                                   | 8×12              | G3               | 0.056              | 0.19  | 945                                 |
| 680  | —                 | —                | —                  | —     | —                                   | 8×12              | G3               | 0.056              | 0.19  | 945                                 | 8×15              | G4               | 0.045              | 0.15  | 1250                                |
| 820  | 8×12              | G3               | 0.056              | 0.19  | 945                                 | —                 | —                | —                  | —     | —                                   | 10×12.5           | H3               | 0.039              | 0.14  | 1560                                |
| 1000   | —                 | —                | —                  | —     | —                                   | 8×15              | G4               | 0.045              | 0.15  | 1250                                | 8×20              | G5               | 0.029              | 0.11  | 1500                                |
| 1200   | 8×15              | G4               | 0.045              | 0.15  | 1250                                | 10×12.5           | H3               | 0.039              | 0.14  | 1560                                | 10×16             | H4               | 0.028              | 0.10  | 2000                                |
| 1500   | 10×12.5           | H3               | 0.039              | 0.14  | 1560                                | —                 | —                | —                  | —     | —                                   | —                 | —                | —                  | —     | —                                   |
| 1800   | 8×20              | G5               | 0.029              | 0.11  | 1500                                | 8×20              | G5               | 0.029              | 0.11  | 1500                                | 10×20             | H5               | 0.020              | 0.060 | 2500                                |
| 2200   | 10×16             | H4               | 0.028              | 0.10  | 2000                                | 10×16             | H4               | 0.028              | 0.10  | 2000                                | 10×20             | H5               | 0.020              | 0.060 | 2500                                |
| 2700   | 10×20             | H5               | 0.020              | 0.060 | 2500                                | 10×20             | H5               | 0.020              | 0.060 | 2500                                | 10×25             | H6               | 0.017              | 0.051 | 2900                                |
| 3300   | 10×25             | H6               | 0.017              | 0.051 | 2900                                | 10×25             | H6               | 0.017              | 0.051 | 2900                                | 12.5×20           | I5               | 0.017              | 0.043 | 2600                                |
| 3900   | —                 | —                | —                  | —     | —                                   | 12.5×20           | I5               | 0.017              | 0.043 | 2600                                | 12.5×25           | I6               | 0.015              | 0.038 | 3200                                |
| 4700   | 12.5×20           | I5               | 0.017              | 0.043 | 2600                                | 12.5×25           | I6               | 0.015              | 0.038 | 3200                                | 12.5×30           | I7               | 0.013              | 0.033 | 3795                                |
| 5600   | 12.5×25           | I6               | 0.015              | 0.038 | 3200                                | 12.5×30           | I7               | 0.013              | 0.033 | 3795                                | 16×20             | J5               | 0.015              | 0.038 | 3575                                |
| 6800   | 16×20             | J5               | 0.015              | 0.038 | 3575                                | 16×20             | J5               | 0.015              | 0.038 | 3575                                | 16×25             | J6               | 0.013              | 0.035 | 3810                                |
| 8200   | 12.5×30           | I7               | 0.013              | 0.033 | 3795                                | 12.5×35           | I8               | 0.012              | 0.031 | 4120                                | —                 | —                | —                  | —     | —                                   |
|  | 12.5×35           | I8               | 0.012              | 0.031 | 4120                                | —                 | —                | —                  | —     | —                                   | —                 | —                | —                  | —     | —                                   |
|  | 16×25             | J6               | 0.013              | 0.035 | 3810                                | —                 | —                | —                  | —     | —                                   | —                 | —                | —                  | —     | —                                   |
|  | 16×25             | J6               | 0.013              | 0.035 | 3810                                | —                 | —                | —                  | —     | —                                   | —                 | —                | —                  | —     | —                                   |

| Rated voltage(V)<br>Item<br>Rated capacitance (μF) | 25                |                  |                    |       |                                     | 35                |                  |                    |       |                                     | 50                |                  |                    |       |                                     |
|--|-------------------|------------------|--------------------|-------|-------------------------------------|-------------------|------------------|--------------------|-------|-------------------------------------|-------------------|------------------|--------------------|-------|-------------------------------------|
|  | Case<br>φDxL (mm) | Casing<br>symbol | Impedance (Ω max.) |       | Rated ripple<br>current<br>(mA rms) | Case<br>φDxL (mm) | Casing<br>symbol | Impedance (Ω max.) |       | Rated ripple<br>current<br>(mA rms) | Case<br>φDxL (mm) | Casing<br>symbol | Impedance (Ω max.) |       | Rated ripple<br>current<br>(mA rms) |
|  |                   |                  | 20°C               | -10°C |                                     |                   |                  | 20°C               | -10°C |                                     |                   |                  | 20°C               | -10°C |                                     |
| 27   | —                 | —                | —                  | —     | —                                   | —                 | —                | —                  | —     | —                                   | 5×11.5            | E3               | 0.34               | 1.18  | 238                                 |
| 39   | 5×11.5            | E3               | 0.22               | 0.80  | 345                                 | 5×11.5            | E3               | 0.22               | 0.80  | 345                                 | 6.3×11.5          | F3               | 0.14               | 0.50  | 385                                 |
| 47   | —                 | —                | —                  | —     | —                                   | 5×11.5            | E3               | 0.22               | 0.80  | 345                                 | —                 | —                | —                  | —     | —                                   |
| 56   | 5×11.5            | E3               | 0.22               | 0.80  | 345                                 | —                 | —                | —                  | —     | —                                   | 6.3×11.5          | F3               | 0.14               | 0.50  | 385                                 |
| 68   | 5×11.5            | E3               | 0.22               | 0.80  | 345                                 | —                 | —                | —                  | —     | —                                   | —                 | —                | —                  | —     | —                                   |
| 82   | 5×11.5            | E3               | 0.22               | 0.80  | 345                                 | 6.3×11.5          | F3               | 0.094              | 0.35  | 540                                 | —                 | —                | —                  | —     | —                                   |
| 100  | 6.3×11.5          | F3               | 0.094              | 0.35  | 540                                 | 6.3×11.5          | F3               | 0.094              | 0.35  | 540                                 | 8×12              | G3               | 0.074              | 0.22  | 724                                 |
| 120  | 6.3×11.5          | F3               | 0.094              | 0.35  | 540                                 | —                 | —                | —                  | —     | —                                   | 8×15              | G4               | 0.061              | 0.18  | 950                                 |
| 150  | 6.3×11.5          | F3               | 0.094              | 0.35  | 540                                 | —                 | —                | —                  | —     | —                                   | 10×12.5           | H3               | 0.061              | 0.18  | 1250                                |
| 180  | —                 | —                | —                  | —     | —                                   | —                 | —                | —                  | —     | —                                   | 8×20              | G5               | 0.046              | 0.14  | 1190                                |
| 220  | —                 | —                | —                  | —     | —                                   | 8×12              | G3               | 0.056              | 0.19  | 945                                 | 10×16             | H4               | 0.042              | 0.12  | 1650                                |
| 270  | —                 | —                | —                  | —     | —                                   | 8×15              | G4               | 0.045              | 0.15  | 1250                                | 10×20             | H5               | 0.030              | 0.090 | 2060                                |
| 330  | 8×12              | G3               | 0.056              | 0.19  | 945                                 | 10×12.5           | H3               | 0.039              | 0.14  | 1560                                | 10×25             | H6               | 0.028              | 0.084 | 2420                                |
| 390  | 8×15              | G4               | 0.045              | 0.15  | 1250                                | 8×20              | G5               | 0.029              | 0.11  | 1500                                | —                 | —                | —                  | —     | —                                   |
| 470  | 10×12.5           | H3               | 0.039              | 0.14  | 1560                                | 10×16             | H4               | 0.028              | 0.10  | 2000                                | 12.5×20           | I5               | 0.027              | 0.068 | 2300                                |
| 560  | 8×20              | G5               | 0.029              | 0.11  | 1500                                | 10×20             | H5               | 0.020              | 0.060 | 2500                                | 12.5×25           | I6               | 0.023              | 0.059 | 2800                                |
| 680  | 10×16             | H4               | 0.028              | 0.10  | 2000                                | 10×25             | H6               | 0.017              | 0.051 | 2900                                | 12.5×30           | I7               | 0.021              | 0.052 | 3500                                |
| 820  | 10×20             | H5               | 0.020              | 0.060 | 2500                                | —                 | —                | —                  | —     | —                                   | 12.5×35           | I8               | 0.019              | 0.051 | 3810                                |
| 1000   | 10×25             | H6               | 0.017              | 0.051 | 2900                                | 12.5×20           | I5               | 0.017              | 0.043 | 2600                                | 16×20             | J5               | 0.023              | 0.059 | 3070                                |
| 1200   | —                 | —                | —                  | —     | —                                   | 12.5×25           | I6               | 0.015              | 0.038 | 3200                                | 16×25             | J6               | 0.021              | 0.056 | 3270                                |
| 1500   | 12.5×20           | I5               | 0.017              | 0.043 | 2600                                | 12.5×30           | I7               | 0.013              | 0.033 | 3795                                | —                 | —                | —                  | —     | —                                   |
| 1800   | 12.5×25           | I6               | 0.015              | 0.038 | 3200                                | 16×20             | J5               | 0.015              | 0.038 | 3575                                | —                 | —                | —                  | —     | —                                   |
| 2200   | 12.5×30           | I7               | 0.013              | 0.033 | 3795                                | 16×25             | J6               | 0.013              | 0.035 | 3810                                | —                 | —                | —                  | —     | —                                   |
| 2700   | 16×20             | J5               | 0.015              | 0.038 | 3575                                | —                 | —                | —                  | —     | —                                   | —                 | —                | —                  | —     | —                                   |
| 3300   | 12.5×35           | I8               | 0.012              | 0.031 | 4120                                | —                 | —                | —                  | —     | —                                   | —                 | —                | —                  | —     | —                                   |
|  | 16×25             | J6               | 0.013              | 0.035 | 3810                                | —                 | —                | —                  | —     | —                                   | —                 | —                | —                  | —     | —                                   |


(Note) Rated ripple current : 105°C , 100kHz ; Impedance : 100kHz

NOTE : Design, Specifications are subject to change without notice.  
It is recommended that you shall obtain technical specifications from ELNA to ensure that the component is suitable for your use.

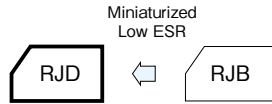
## 105°C Use, miniature, High-Reliability, Low ESR Capacitors

GREEN CAP Low ESR 105°C 8000hours Anti-cleaning solvent

- Smaller and higher ripple current than RJB series.
- Guarantees 8000 hours at 105°C.  
( $\phi 5$  to  $6.3$ : 2000 hours;  $\phi 8$ : 3000 hours;  $\phi 10$ : 5000 hours)



Marking color : White print on a black sleeve

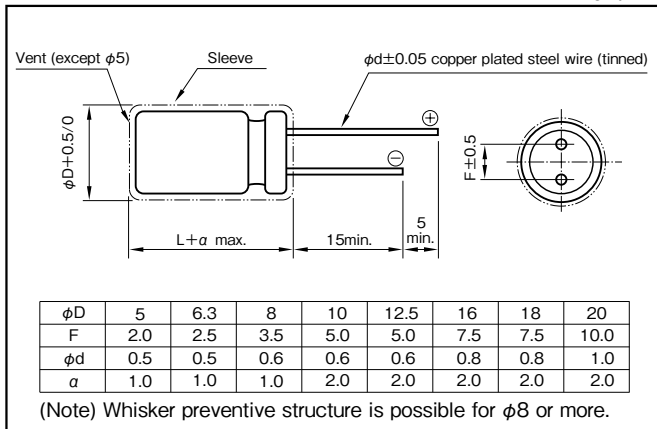


### Specifications

| Item  | Performance  |                   |   |                 |                                     |                                  |                                    |                           |   |    |     |                        |               |      |      |      |      |      |      |      |      |
|---|--|-------------------|---|-----------------|-------------------------------------|----------------------------------|------------------------------------|---------------------------|---|----|-----|------------------------|---------------|------|------|------|------|------|------|------|------|
| Category temperature range (°C)             | -55 to +105  |                   |   |                 |                                     |                                  |                                    |                           |   |    |     |                        |               |      |      |      |      |      |      |      |      |
| Tolerance at rated capacitance (%)          | ±20 (20°C, 120Hz)  |                   |   |                 |                                     |                                  |                                    |                           |   |    |     |                        |               |      |      |      |      |      |      |      |      |
| Leakage current ( $\mu\text{A}$ ) (max.)    | 0.01CV or 3 whichever is larger (after 2 minutes) C : Rated capacitance ( $\mu\text{F}$ ), V : Rated voltage (V) (20°C)  |                   |   |                 |                                     |                                  |                                    |                           |   |    |     |                        |               |      |      |      |      |      |      |      |      |
| Tangent of loss angle ( $\tan\delta$ )      | <table border="1"> <thead> <tr> <th>Rated voltage (V)</th> <th>6.3</th> <th>10</th> <th>16</th> <th>25</th> <th>35</th> <th>50</th> <th>63</th> <th>80</th> <th>100</th> </tr> </thead> <tbody> <tr> <td><math>\tan\delta</math> (max.)</td> <td>0.22</td> <td>0.19</td> <td>0.16</td> <td>0.14</td> <td>0.12</td> <td>0.10</td> <td>0.10</td> <td>0.08</td> <td>0.08</td> </tr> </tbody> </table> <p>0.02 is added to every 1000<math>\mu\text{F}</math> increase over 1000<math>\mu\text{F}</math>. (20°C, 120Hz)</p>  | Rated voltage (V) | 6.3   | 10              | 16                                  | 25                               | 35                                 | 50                        | 63  | 80 | 100 | $\tan\delta$ (max.)    | 0.22          | 0.19 | 0.16 | 0.14 | 0.12 | 0.10 | 0.10 | 0.08 | 0.08 |
| Rated voltage (V)                           | 6.3  | 10                | 16  | 25              | 35                                  | 50                               | 63                                 | 80                        | 100   |    |     |                        |               |      |      |      |      |      |      |      |      |
| $\tan\delta$ (max.)                         | 0.22   | 0.19              | 0.16  | 0.14            | 0.12                                | 0.10                             | 0.10                               | 0.08                      | 0.08  |    |     |                        |               |      |      |      |      |      |      |      |      |
| Characteristics at high and low temperature | <table border="1"> <thead> <tr> <th>Rated voltage (V)</th> <th>6.3</th> <th>10</th> <th>16</th> <th>25</th> <th>35</th> <th>50</th> <th>63</th> <th>80</th> <th>100</th> </tr> </thead> <tbody> <tr> <td>Impedance ratio (max.)</td> <td>Z-55°C/Z+20°C</td> <td>3</td> <td>3</td> <td>3</td> <td>3</td> <td>3</td> <td>3</td> <td>3</td> <td>3</td> </tr> </tbody> </table> <p>(120Hz)</p>   | Rated voltage (V) | 6.3   | 10              | 16                                  | 25                               | 35                                 | 50                        | 63  | 80 | 100 | Impedance ratio (max.) | Z-55°C/Z+20°C | 3    | 3    | 3    | 3    | 3    | 3    | 3    | 3    |
| Rated voltage (V)                           | 6.3  | 10                | 16  | 25              | 35                                  | 50                               | 63                                 | 80                        | 100   |    |     |                        |               |      |      |      |      |      |      |      |      |
| Impedance ratio (max.)                      | Z-55°C/Z+20°C  | 3                 | 3   | 3               | 3                                   | 3                                | 3                                  | 3                         | 3   |    |     |                        |               |      |      |      |      |      |      |      |      |
| Endurance (105°C) (Applied ripple current)  | <table border="1"> <tbody> <tr> <td>Test time</td> <td><math>\phi 5</math> &amp; <math>6.3</math> : 2000 hours<br/><math>\phi 8</math> : 3000 hours<br/><math>\phi 10</math> : 5000 hours<br/><math>\phi 12.5</math> to <math>\phi 20</math> : 8000 hours</td> </tr> <tr> <td>Leakage current</td> <td>The initial specified value or less</td> </tr> <tr> <td>Percentage of capacitance change</td> <td>Within <math>\pm 20\%</math> of initial value</td> </tr> <tr> <td>Tangent of the loss angle</td> <td>200% or less of the initial specified value</td> </tr> </tbody> </table> | Test time         | $\phi 5$ & $6.3$ : 2000 hours<br>$\phi 8$ : 3000 hours<br>$\phi 10$ : 5000 hours<br>$\phi 12.5$ to $\phi 20$ : 8000 hours | Leakage current | The initial specified value or less | Percentage of capacitance change | Within $\pm 20\%$ of initial value | Tangent of the loss angle | 200% or less of the initial specified value |    |     |                        |               |      |      |      |      |      |      |      |      |
| Test time                                   | $\phi 5$ & $6.3$ : 2000 hours<br>$\phi 8$ : 3000 hours<br>$\phi 10$ : 5000 hours<br>$\phi 12.5$ to $\phi 20$ : 8000 hours  |                   |   |                 |                                     |                                  |                                    |                           |   |    |     |                        |               |      |      |      |      |      |      |      |      |
| Leakage current                             | The initial specified value or less  |                   |   |                 |                                     |                                  |                                    |                           |   |    |     |                        |               |      |      |      |      |      |      |      |      |
| Percentage of capacitance change            | Within $\pm 20\%$ of initial value   |                   |   |                 |                                     |                                  |                                    |                           |   |    |     |                        |               |      |      |      |      |      |      |      |      |
| Tangent of the loss angle                   | 200% or less of the initial specified value  |                   |   |                 |                                     |                                  |                                    |                           |   |    |     |                        |               |      |      |      |      |      |      |      |      |
| Shelf life (105°C)                          | Test time : 1000hours ; other items are same as the endurance. Voltage application treatment : According to JIS C5101-4 4.1  |                   |   |                 |                                     |                                  |                                    |                           |   |    |     |                        |               |      |      |      |      |      |      |      |      |
| Applicable standards                        | JIS C5101-1, -4 (IEC 60384-1, -4)  |                   |   |                 |                                     |                                  |                                    |                           |   |    |     |                        |               |      |      |      |      |      |      |      |      |

### Outline Drawing

Unit : mm



### Coefficient of Frequency for Rated Ripple Current

| Rated Capacitance ( $\mu\text{F}$ ) | Frequency (Hz) |      |      |      |            |  |
|-------------------------------------|----------------|------|------|------|------------|--|
|                                     | 50 · 60        | 120  | 300  | 1k   | 10k · 100k |  |
| 56 or less                          | 0.20           | 0.30 | 0.50 | 0.80 | 1          |  |
| 68 to 330                           | 0.55           | 0.65 | 0.75 | 0.85 | 1          |  |
| 390 to 1000                         | 0.70           | 0.75 | 0.80 | 0.90 | 1          |  |
| 1200 to 18000                       | 0.80           | 0.85 | 0.90 | 0.95 | 1          |  |

### Part numbering system (example : 6.3V10000 $\mu\text{F}$ )

|             |   |                      |   |                          |                              |               |   |   |                        |
|-------------|---|----------------------|---|--------------------------|------------------------------|---------------|---|---|------------------------|
| RJD         | — | 6                    | V | 103                      | M                            | J7            | # | — |                        |
| Series code |   | Rated voltage symbol |   | Rated capacitance symbol | Capacitance tolerance symbol | Casing symbol |   |   | Taping(Forming) symbol |

If it is whisker preventive structure, should change “#” into “G”.

Standard Ratings

| Rated voltage(V)<br>Rated capacitance (μF) | Item       | 6.3                  |                  |              |       |                                     | 10                   |                  |              |       |                                     | 16                   |                  |              |       |                                     |
|--|------------|----------------------|------------------|--------------|-------|-------------------------------------|----------------------|------------------|--------------|-------|-------------------------------------|----------------------|------------------|--------------|-------|-------------------------------------|
|  |            | Case<br>φ D × L (mm) | Casing<br>symbol | ESR (Ω max.) |       | Rated ripple<br>current<br>(mA rms) | Case<br>φ D × L (mm) | Casing<br>symbol | ESR (Ω max.) |       | Rated ripple<br>current<br>(mA rms) | Case<br>φ D × L (mm) | Casing<br>symbol | ESR (Ω max.) |       | Rated ripple<br>current<br>(mA rms) |
|  |            |                      |                  | 20°C         | -10°C |                                     |                      |                  | 20°C         | -10°C |                                     |                      |                  | 20°C         | -10°C |                                     |
| 22   | —          | —                    | —                | —            | —     | —                                   | —                    | —                | —            | —     | 5 × 11.5                            | E3                   | 0.50             | 1.0          | 182   |                                     |
| 33   | —          | —                    | —                | —            | —     | —                                   | —                    | —                | —            | —     | 5 × 11.5                            | E3                   | 0.50             | 1.0          | 182   |                                     |
| 47   | —          | —                    | —                | —            | —     | —                                   | —                    | —                | —            | —     | 5 × 11.5                            | E3                   | 0.50             | 1.0          | 182   |                                     |
| 82   | —          | —                    | —                | —            | —     | —                                   | —                    | —                | —            | —     | 5 × 11.5                            | E3                   | 0.50             | 1.0          | 182   |                                     |
| 100  | —          | —                    | —                | —            | —     | 5 × 11.5                            | E3                   | 0.50             | 1.0          | 182   | 6.3 × 11.5                          | F3                   | 0.25             | 0.50         | 295   |                                     |
| 150  | 5 × 11.5   | E3                   | 0.50             | 1.0          | 182   | —                                   | —                    | —                | —            | —     | 6.3 × 11.5                          | F3                   | 0.25             | 0.50         | 295   |                                     |
| 180  | —          | —                    | —                | —            | —     | 6.3 × 11.5                          | F3                   | 0.25             | 0.50         | 295   | 8 × 12                              | G3                   | 0.117            | 0.234        | 567   |                                     |
| 220  | —          | —                    | —                | —            | —     | 6.3 × 11.5                          | F3                   | 0.25             | 0.50         | 295   | 8 × 12                              | G3                   | 0.117            | 0.234        | 567   |                                     |
| 330  | 6.3 × 11.5 | F3                   | 0.25             | 0.50         | 295   | 8 × 12                              | G3                   | 0.117            | 0.234        | 567   | 8 × 12                              | G3                   | 0.117            | 0.234        | 567   |                                     |
| 390  | —          | —                    | —                | —            | —     | —                                   | —                    | —                | —            | —     | 8 × 12                              | G3                   | 0.117            | 0.234        | 567   |                                     |
| 470  | 8 × 12     | G3                   | 0.117            | 0.234        | 567   | 8 × 12                              | G3                   | 0.117            | 0.234        | 567   | 8 × 15                              | G4                   | 0.085            | 0.170        | 733   |                                     |
|  |            |                      |                  |              |       |                                     |                      |                  |              |       | 10 × 12.5                           | H3                   | 0.090            | 0.180        | 764   |                                     |
| 560  | 8 × 12     | G3                   | 0.117            | 0.234        | 567   | 8 × 12                              | G3                   | 0.117            | 0.234        | 567   | 8 × 20                              | G5                   | 0.065            | 0.130        | 996   |                                     |
| 680  | 8 × 12     | G3                   | 0.117            | 0.234        | 567   | —                                   | —                    | —                | —            | —     | 8 × 15                              | G4                   | 0.085            | 0.170        | 733   |                                     |
|  |            |                      |                  |              |       |                                     |                      |                  |              |       | 10 × 12.5                           | H3                   | 0.090            | 0.180        | 764   |                                     |
| 820  | —          | —                    | —                | —            | —     | 8 × 15                              | G4                   | 0.085            | 0.170        | 733   | 8 × 20                              | G5                   | 0.065            | 0.130        | 996   |                                     |
|  |            |                      |                  |              |       | 10 × 12.5                           | H3                   | 0.090            | 0.180        | 764   | 10 × 16                             | H4                   | 0.068            | 0.136        | 1060  |                                     |
| 1000                                       | 8 × 15     | G4                   | 0.085            | 0.170        | 733   | 8 × 20                              | G5                   | 0.065            | 0.130        | 996   | 10 × 16                             | H4                   | 0.068            | 0.136        | 1060  |                                     |
|  |            |                      |                  |              |       | 10 × 12.5                           | H3                   | 0.090            | 0.180        | 764   |                                     |                      |                  |              |       |                                     |
|  | 10 × 12.5  | H3                   | 0.090            | 0.180        | 764   | 10 × 16                             | H4                   | 0.068            | 0.136        | 1060  | 10 × 20                             | H5                   | 0.052            | 0.104        | 1230  |                                     |
| 1200                                       | 10 × 12.5  | H3                   | 0.090            | 0.180        | 764   | 8 × 20                              | G5                   | 0.065            | 0.130        | 996   | 10 × 20                             | H5                   | 0.052            | 0.104        | 1230  |                                     |
|  | 10 × 16    | H4                   | 0.068            | 0.136        | 1060  | 10 × 16                             | H4                   | 0.068            | 0.136        | 1060  | 10 × 25                             | H6                   | 0.045            | 0.090        | 1450  |                                     |
| 1500                                       | 8 × 20     | G5                   | 0.065            | 0.130        | 996   | 10 × 20                             | H5                   | 0.052            | 0.104        | 1230  | 10 × 25                             | H6                   | 0.045            | 0.090        | 1450  |                                     |
|  | 10 × 16    | H4                   | 0.068            | 0.136        | 1060  | 12.5 × 15                           | I4                   | 0.062            | 0.124        | 1210  | 10 × 30                             | H7                   | 0.035            | 0.070        | 1830  |                                     |
| 1800                                       | 12.5 × 15  | I4                   | 0.062            | 0.124        | 1210  | 10 × 20                             | H5                   | 0.052            | 0.104        | 1230  | —                                   | —                    | —                | —            | —     |                                     |
|  |            |                      |                  |              |       | 10 × 25                             | H6                   | 0.045            | 0.090        | 1450  |                                     |                      |                  |              |       |                                     |
| 2200                                       | 10 × 20    | H5                   | 0.052            | 0.104        | 1230  | 10 × 25                             | H6                   | 0.045            | 0.090        | 1450  | 10 × 30                             | H7                   | 0.035            | 0.070        | 1830  |                                     |
|  | 10 × 25    | H6                   | 0.045            | 0.090        | 1450  | 12.5 × 20                           | I5                   | 0.038            | 0.076        | 1700  | 12.5 × 20                           | I5                   | 0.038            | 0.076        | 1700  |                                     |
|  |            |                      |                  |              |       |                                     |                      |                  |              |       | 16 × 16                             | J4                   | 0.043            | 0.086        | 1700  |                                     |
| 2700                                       | 10 × 25    | H6                   | 0.045            | 0.090        | 1450  | 10 × 30                             | H7                   | 0.035            | 0.070        | 1830  | 12.5 × 25                           | I6                   | 0.030            | 0.060        | 1950  |                                     |
|  |            |                      |                  |              |       | 12.5 × 20                           | I5                   | 0.038            | 0.076        | 1700  | 18 × 16                             | K4                   | 0.038            | 0.076        | 2010  |                                     |
| 3300                                       | 10 × 30    | H7                   | 0.035            | 0.070        | 1830  | 12.5 × 25                           | I6                   | 0.030            | 0.060        | 1950  | 12.5 × 30                           | I7                   | 0.025            | 0.050        | 2330  |                                     |
|  | 12.5 × 20  | I5                   | 0.038            | 0.076        | 1700  |                                     |                      |                  |              |       | 16 × 20                             | J5                   | 0.029            | 0.058        | 2230  |                                     |
| 3900                                       | 12.5 × 25  | I6                   | 0.030            | 0.060        | 1950  | 12.5 × 25                           | I6                   | 0.030            | 0.060        | 1950  | 12.5 × 35                           | I8                   | 0.022            | 0.044        | 2620  |                                     |
|  |            |                      |                  |              |       | 18 × 16                             | K4                   | 0.038            | 0.076        | 2010  | 16 × 20                             | J5                   | 0.029            | 0.058        | 2230  |                                     |
| 4700                                       | 12.5 × 25  | I6                   | 0.030            | 0.060        | 1950  | 12.5 × 30                           | I7                   | 0.025            | 0.050        | 2330  | 12.5 × 40                           | I9                   | 0.017            | 0.034        | 3160  |                                     |
|  | 18 × 16    | K4                   | 0.038            | 0.076        | 2010  | 16 × 20                             | J5                   | 0.029            | 0.058        | 2230  | 16 × 25                             | J6                   | 0.022            | 0.044        | 2650  |                                     |
|  |            |                      |                  |              |       |                                     |                      |                  |              |       | 18 × 20                             | K5                   | 0.028            | 0.056        | 2500  |                                     |
| 5600                                       | 12.5 × 30  | I7                   | 0.025            | 0.050        | 2330  | 12.5 × 35                           | I8                   | 0.022            | 0.044        | 2620  | 16 × 25                             | J6                   | 0.022            | 0.044        | 2650  |                                     |
|  | 16 × 20    | J5                   | 0.029            | 0.058        | 2230  |                                     |                      |                  |              |       | 16 × 31.5                           | J7                   | 0.018            | 0.036        | 3210  |                                     |
| 6800                                       | 12.5 × 35  | I8                   | 0.022            | 0.044        | 2620  | 12.5 × 40                           | I9                   | 0.017            | 0.034        | 3160  | 18 × 25                             | K6                   | 0.020            | 0.040        | 3000  |                                     |
|  |            |                      |                  |              |       | 16 × 25                             | J6                   | 0.022            | 0.044        | 2650  |                                     |                      |                  |              |       |                                     |
| 8200                                       | 12.5 × 40  | I9                   | 0.017            | 0.034        | 3160  | 16 × 31.5                           | J7                   | 0.018            | 0.036        | 3210  | 18 × 35.5                           | K8                   | 0.015            | 0.030        | 3960  |                                     |
|  | 16 × 25    | J6                   | 0.022            | 0.044        | 2650  |                                     |                      |                  |              |       |                                     |                      |                  |              |       |                                     |
|  | 18 × 20    | K5                   | 0.028            | 0.056        | 2500  | 18 × 25                             | K6                   | 0.020            | 0.040        | 3000  |                                     |                      |                  |              |       |                                     |
| 10000                                      | 16 × 31.5  | J7                   | 0.018            | 0.036        | 3210  | 16 × 40                             | J9                   | 0.015            | 0.030        | 3880  | 18 × 40                             | K9                   | 0.014            | 0.028        | 4300  |                                     |
|  | 18 × 25    | K6                   | 0.020            | 0.040        | 3000  | 18 × 35.5                           | K8                   | 0.015            | 0.030        | 3960  |                                     |                      |                  |              |       |                                     |
| 12000                                      | 18 × 25    | K6                   | 0.020            | 0.040        | 3000  | —                                   | —                    | —                | —            | —     | —                                   | —                    | —                | —            | —     |                                     |
| 15000                                      | 18 × 35.5  | K8                   | 0.015            | 0.030        | 3960  | 18 × 40                             | K9                   | 0.014            | 0.028        | 4300  | —                                   | —                    | —                | —            | —     |                                     |
| 18000                                      | 18 × 40    | K9                   | 0.014            | 0.028        | 4300  | —                                   | —                    | —                | —            | —     | —                                   | —                    | —                | —            | —     |                                     |

(Note) Rated ripple current : 105°C , 100kHz ; ESR : 100kHz



### Standard Ratings

| Rated voltage(V) | Item      | 25                  |               |              |       |                                | 35                  |               |              |       |                                | 50                  |               |              |       |                                |
|------------------|-----------|---------------------|---------------|--------------|-------|--------------------------------|---------------------|---------------|--------------|-------|--------------------------------|---------------------|---------------|--------------|-------|--------------------------------|
|                  |           | Case<br>φD × L (mm) | Casing symbol | ESR (Ω max.) |       | Rated ripple current (mA Arms) | Case<br>φD × L (mm) | Casing symbol | ESR (Ω max.) |       | Rated ripple current (mA Arms) | Case<br>φD × L (mm) | Casing symbol | ESR (Ω max.) |       | Rated ripple current (mA Arms) |
|                  |           |                     |               | 20°C         | -10°C |                                |                     |               | 20°C         | -10°C |                                |                     |               | 20°C         | -10°C |                                |
| ALUMINUM         | 10        | 5 × 11.5            | E3            | 0.50         | 1.0   | 182                            | 5 × 11.5            | E3            | 0.50         | 1.0   | 182                            | 5 × 11.5            | E3            | 0.90         | 1.8   | 173                            |
|                  | 22        | 5 × 11.5            | E3            | 0.50         | 1.0   | 182                            | 5 × 11.5            | E3            | 0.50         | 1.0   | 182                            | 5 × 11.5            | E3            | 0.90         | 1.8   | 173                            |
|                  | 27        | 5 × 11.5            | E3            | 0.50         | 1.0   | 182                            | 5 × 11.5            | E3            | 0.50         | 1.0   | 182                            | 5 × 11.5            | E3            | 0.90         | 1.8   | 173                            |
|                  | 33        | 5 × 11.5            | E3            | 0.50         | 1.0   | 182                            | 5 × 11.5            | E3            | 0.50         | 1.0   | 182                            | 6.3 × 11.5          | F3            | 0.40         | 0.80  | 285                            |
|                  | 47        | 5 × 11.5            | E3            | 0.50         | 1.0   | 182                            | 6.3 × 11.5          | F3            | 0.25         | 0.50  | 295                            | 6.3 × 11.5          | F3            | 0.40         | 0.80  | 285                            |
|                  | 56        | 5 × 11.5            | E3            | 0.50         | 1.0   | 182                            | 6.3 × 11.5          | F3            | 0.25         | 0.50  | 295                            | 6.3 × 11.5          | F3            | 0.40         | 0.80  | 285                            |
|                  | 82        | 6.3 × 11.5          | F3            | 0.25         | 0.50  | 295                            | 6.3 × 11.5          | F3            | 0.25         | 0.50  | 295                            | 8 × 12              | G3            | 0.19         | 0.38  | 508                            |
|                  | 100       | 6.3 × 11.5          | F3            | 0.25         | 0.50  | 295                            | 8 × 12              | G3            | 0.117        | 0.234 | 567                            | 8 × 15              | G4            | 0.155        | 0.31  | 636                            |
|                  | 150       | 8 × 12              | G3            | 0.117        | 0.234 | 567                            | 8 × 12              | G3            | 0.117        | 0.234 | 567                            | 10 × 12.5           | H3            | 0.17         | 0.34  | 628                            |
|                  | 180       | —                   | —             | —            | —     | —                              | 8 × 12              | G3            | 0.117        | 0.234 | 567                            | 10 × 12.5           | H3            | 0.17         | 0.34  | 628                            |
|                  | 220       | 8 × 12              | G3            | 0.117        | 0.234 | 567                            | 8 × 15              | G4            | 0.085        | 0.170 | 733                            | 10 × 16             | H4            | 0.119        | 0.238 | 850                            |
|                  | 270       | 8 × 12              | G3            | 0.117        | 0.234 | 567                            | 8 × 15              | G4            | 0.085        | 0.170 | 733                            | 10 × 20             | H5            | 0.081        | 0.162 | 1120                           |
|                  | 330       | 8 × 12              | G3            | 0.117        | 0.234 | 567                            | 10 × 12.5           | H3            | 0.090        | 0.180 | 764                            | 10 × 20             | H5            | 0.081        | 0.162 | 1120                           |
|                  |           | 10 × 12.5           | H3            | 0.090        | 0.180 | 764                            | 8 × 20              | G5            | 0.065        | 0.130 | 996                            | 10 × 20             | H5            | 0.081        | 0.162 | 1120                           |
|                  | 390       | 8 × 12              | G3            | 0.117        | 0.234 | 567                            | 10 × 16             | H4            | 0.068        | 0.136 | 1060                           | 12.5 × 15           | I4            | 0.09         | 0.18  | 1170                           |
| 8 × 15           |           | G4                  | 0.085         | 0.170        | 733   | 8 × 20                         | G5                  | 0.065         | 0.130        | 996   | —                              | —                   | —             | —            | —     |                                |
| 470              | 8 × 15    | G4                  | 0.085         | 0.170        | 733   | 10 × 16                        | H4                  | 0.068         | 0.136        | 1060  | —                              | —                   | —             | —            | —     |                                |
|                  | 10 × 12.5 | H3                  | 0.090         | 0.180        | 764   | 10 × 20                        | H5                  | 0.052         | 0.104        | 1230  | 12.5 × 20                      | I5                  | 0.057         | 0.114        | 1540  |                                |
| 560              | 8 × 20    | G5                  | 0.065         | 0.130        | 996   | 10 × 20                        | H5                  | 0.052         | 0.104        | 1230  | 12.5 × 25                      | I6                  | 0.042         | 0.084        | 1910  |                                |
|                  | 10 × 16   | H4                  | 0.068         | 0.136        | 1060  | 12.5 × 15                      | I4                  | 0.062         | 0.124        | 1210  | —                              | —                   | —             | —            | —     |                                |
| 680              | 10 × 16   | H4                  | 0.068         | 0.136        | 1060  | 10 × 25                        | H6                  | 0.045         | 0.090        | 1450  | 18 × 20                        | K5                  | 0.034         | 0.068        | 2420  |                                |
| 820              | 10 × 20   | H5                  | 0.052         | 0.104        | 1230  | 10 × 25                        | H6                  | 0.045         | 0.090        | 1450  | 18 × 20                        | K5                  | 0.034         | 0.068        | 2420  |                                |
|                  | 12.5 × 15 | I4                  | 0.062         | 0.124        | 1210  | 12.5 × 20                      | I5                  | 0.038         | 0.076        | 1700  | 18 × 20                        | K5                  | 0.034         | 0.068        | 2420  |                                |
| 1000             | 10 × 25   | H6                  | 0.045         | 0.090        | 1450  | 10 × 30                        | H7                  | 0.035         | 0.070        | 1830  | 16 × 25                        | J6                  | 0.031         | 0.062        | 2450  |                                |
|                  | 12.5 × 20 | I5                  | 0.038         | 0.076        | 1700  | 12.5 × 20                      | I5                  | 0.038         | 0.076        | 1700  | 18 × 20                        | K5                  | 0.034         | 0.068        | 2420  |                                |
| 1200             | 12.5 × 20 | I5                  | 0.038         | 0.076        | 1700  | 12.5 × 25                      | I6                  | 0.030         | 0.060        | 1950  | 18 × 25                        | K6                  | 0.029         | 0.058        | 2750  |                                |
|                  | —         | —                   | —             | —            | —     | 18 × 16                        | K4                  | 0.038         | 0.076        | 2010  | —                              | —                   | —             | —            | —     |                                |
| 1500             | 10 × 30   | H7                  | 0.035         | 0.070        | 1830  | 12.5 × 30                      | K7                  | 0.025         | 0.050        | 2330  | 16 × 31.5                      | J7                  | 0.027         | 0.054        | 3100  |                                |
|                  | 16 × 16   | J4                  | 0.043         | 0.086        | 1700  | 16 × 20                        | J5                  | 0.029         | 0.058        | 2230  | 18 × 25                        | K6                  | 0.029         | 0.058        | 2750  |                                |
| 1800             | 12.5 × 25 | I6                  | 0.030         | 0.060        | 1950  | 16 × 20                        | J5                  | 0.029         | 0.058        | 2230  | 18 × 35.5                      | J8                  | 0.023         | 0.046        | 3530  |                                |
|                  | 18 × 16   | K4                  | 0.038         | 0.076        | 2010  | 16 × 20                        | J5                  | 0.029         | 0.058        | 2230  | 18 × 31.5                      | K7                  | 0.025         | 0.050        | 3200  |                                |
| 2200             | 12.5 × 30 | I7                  | 0.025         | 0.050        | 2330  | 12.5 × 40                      | I9                  | 0.017         | 0.034        | 3160  | 16 × 40                        | J9                  | 0.020         | 0.040        | 3830  |                                |
|                  | 16 × 20   | J5                  | 0.029         | 0.058        | 2230  | 16 × 25                        | J6                  | 0.022         | 0.044        | 2650  | 18 × 35.5                      | K8                  | 0.022         | 0.044        | 3670  |                                |
| 2700             | 12.5 × 35 | I8                  | 0.022         | 0.044        | 2620  | 18 × 20                        | K5                  | 0.028         | 0.056        | 2500  | 18 × 40                        | K9                  | 0.018         | 0.036        | 4160  |                                |
|                  | 18 × 25   | K6                  | 0.020         | 0.040        | 3000  | 16 × 31.5                      | J7                  | 0.018         | 0.036        | 3210  | —                              | —                   | —             | —            | —     |                                |
| 3300             | 12.5 × 40 | I9                  | 0.017         | 0.034        | 3160  | 18 × 25                        | K6                  | 0.020         | 0.040        | 3000  | —                              | —                   | —             | —            | —     |                                |
|                  | 16 × 25   | J6                  | 0.022         | 0.044        | 2650  | 18 × 25                        | K6                  | 0.020         | 0.040        | 3000  | —                              | —                   | —             | —            | —     |                                |
| 3900             | 18 × 20   | K5                  | 0.028         | 0.056        | 2500  | 18 × 31.5                      | K7                  | 0.016         | 0.032        | 3660  | —                              | —                   | —             | —            | —     |                                |
|                  | —         | —                   | —             | —            | —     | 18 × 35.5                      | K8                  | 0.015         | 0.030        | 3960  | —                              | —                   | —             | —            | —     |                                |
| 4700             | 18 × 25   | K6                  | 0.020         | 0.040        | 3000  | 18 × 40                        | K9                  | 0.014         | 0.028        | 4300  | —                              | —                   | —             | —            | —     |                                |
|                  | —         | —                   | —             | —            | —     | 20 × 25                        | L6                  | 0.019         | 0.038        | 3920  | —                              | —                   | —             | —            | —     |                                |
| 5600             | 18 × 35.5 | K8                  | 0.015         | 0.030        | 3960  | 18 × 35.5                      | K8                  | 0.015         | 0.030        | 3960  | —                              | —                   | —             | —            | —     |                                |
|                  | 20 × 25   | L6                  | 0.019         | 0.038        | 3920  | 18 × 40                        | K9                  | 0.014         | 0.028        | 4300  | —                              | —                   | —             | —            | —     |                                |
| 6800             | 18 × 35.5 | K8                  | 0.015         | 0.030        | 3960  | 20 × 30                        | L7                  | 0.018         | 0.036        | 4270  | —                              | —                   | —             | —            | —     |                                |
|                  | 20 × 30   | L7                  | 0.018         | 0.036        | 4270  | 18 × 40                        | K9                  | 0.014         | 0.028        | 4300  | —                              | —                   | —             | —            | —     |                                |
| 8200             | 20 × 35.5 | L8                  | 0.014         | 0.028        | 5250  | 20 × 40                        | L9                  | 0.013         | 0.026        | 5680  | —                              | —                   | —             | —            | —     |                                |
|                  | —         | —                   | —             | —            | —     | 18 × 40                        | K9                  | 0.014         | 0.028        | 4300  | —                              | —                   | —             | —            | —     |                                |
| 10000            | 18 × 40   | K9                  | 0.014         | 0.028        | 4300  | 20 × 40                        | L9                  | 0.013         | 0.026        | 5680  | —                              | —                   | —             | —            | —     |                                |
|                  | 20 × 40   | L9                  | 0.013         | 0.026        | 5680  | —                              | —                   | —             | —            | —     | —                              | —                   | —             | —            | —     |                                |

| Rated voltage(V)   | Item      | 63                  |               |              |       |                                | 80                  |               |              |       |                                | 100                 |               |              |       |                                |
|--------------------|-----------|---------------------|---------------|--------------|-------|--------------------------------|---------------------|---------------|--------------|-------|--------------------------------|---------------------|---------------|--------------|-------|--------------------------------|
|                    |           | Case<br>φD × L (mm) | Casing symbol | ESR (Ω max.) |       | Rated ripple current (mA Arms) | Case<br>φD × L (mm) | Casing symbol | ESR (Ω max.) |       | Rated ripple current (mA Arms) | Case<br>φD × L (mm) | Casing symbol | ESR (Ω max.) |       | Rated ripple current (mA Arms) |
|                    |           |                     |               | 20°C         | -10°C |                                |                     |               | 20°C         | -10°C |                                |                     |               | 20°C         | -10°C |                                |
| MINIATURE ALUMINUM | 10        | 5 × 11.5            | E3            | 1.1          | 2.2   | 162                            | 5 × 11.5            | E3            | 1.90         | 3.8   | 123                            | 6.3 × 11.5          | F3            | 1.1          | 2.2   | 186                            |
|                    | 22        | 6.3 × 11.5          | F3            | 0.54         | 1.1   | 265                            | 8 × 12              | G3            | 0.53         | 1.1   | 315                            | 8 × 12              | G3            | 0.53         | 1.1   | 315                            |
|                    | 27        | 6.3 × 11.5          | F3            | 0.54         | 1.1   | 265                            | —                   | —             | —            | —     | —                              | —                   | —             | —            | —     | —                              |
|                    | 33        | 6.3 × 11.5          | F3            | 0.54         | 1.1   | 265                            | 8 × 12              | G3            | 0.53         | 1.1   | 315                            | 8 × 15              | G4            | 0.35         | 0.70  | 423                            |
|                    | 47        | 8 × 12              | G3            | 0.32         | 0.64  | 406                            | 8 × 15              | G4            | 0.35         | 0.70  | 423                            | 10 × 12.5           | H3            | 0.47         | 0.94  | 392                            |
|                    | 56        | 8 × 12              | G3            | 0.32         | 0.64  | 406                            | 10 × 12.5           | H3            | 0.47         | 0.94  | 392                            | 10 × 16             | H4            | 0.32         | 0.64  | 520                            |
|                    | 82        | 8 × 20              | G5            | 0.17         | 0.34  | 682                            | 10 × 16             | H4            | 0.32         | 0.64  | 520                            | 10 × 20             | H5            | 0.25         | 0.50  | 640                            |
|                    | 100       | 10 × 16             | H4            | 0.17         | 0.34  | 710                            | 10 × 20             | H5            | 0.25         | 0.50  | 640                            | 10 × 25             | H6            | 0.155        | 0.31  | 636                            |
|                    | 150       | 10 × 20             | H5            | 0.12         | 0.24  | 920                            | 12.5 × 20           | I5            | 0.13         | 0.26  | 1010                           | 12.5 × 25           | I6            | 0.11         | 0.22  | 1200                           |
|                    | 180       | 10 × 25             | H6            | 0.10         | 0.20  | 1110                           | —                   | —             | —            | —     | —                              | —                   | —             | —            | —     | —                              |
|                    | 220       | 12.5 × 20           | I5            | 0.075        | 0.15  | 1340                           | 12.5 × 25           | I6            | 0.11         | 0.22  | 1200                           | 12.5 × 30           | I7            | 0.090        | 0.18  | 1450                           |
|                    | 330       | 12.5 × 25           | I6            | 0.065        | 0.13  | 1730                           | 12.5 × 30           | I7            | 0.090        | 0.18  | 1440                           | 16 × 25             | J6            | 0.079        | 0.16  | 1650                           |
|                    | 470       | 12.5 × 30           | I7            | 0.055        | 0.11  | 2110                           | 16 × 31.5           | J7            | 0.059        | 0.118 | 2100                           | 16 × 35.5           | J8            | 0.052        | 0.104 | 2340                           |
|                    |           | 16 × 25             | J6            | 0.052        | 0.104 | 2180                           | 18 × 25             | K6            | 0.064        | 0.128 | 1980                           | 18 × 31.5           | K7            | 0.054        | 0.108 | 2350                           |
|                    | 560       | 16 × 25             | J6            | 0.052        | 0.104 | 2180                           | 16 × 31.5           | J7            | 0.059        | 0.118 | 2100                           | 16 × 40             | J9            | 0.045        | 0.090 | 2650                           |
| 18 × 20            |           | K5                  | 0.058         | 0.116        | 2290  | 18 × 25                        | K6                  | 0.064         | 0.128        | 1980  | 18 × 35.5                      | K8                  | 0.044         | 0.088        | 2730  |                                |
| 680                | 16 × 31.5 | J7                  | 0.042         | 0.084        | 2710  | 16 × 35.5                      | J8                  | 0.052         | 0.104        | 2340  | 16 × 40                        | J9                  | 0.045         | 0.090        | 2650  |                                |
|                    | 18 × 25   | K6                  | 0.050         | 0.10         | 2610  | 18 × 31.5                      | K7                  | 0.054         | 0.108        | 2350  | 18 × 35.5                      | K8                  | 0.044         | 0.088        | 2730  |                                |
| 820                | 16 × 31.5 | J7                  | 0.042         | 0.084        | 2710  | 16 × 40                        | J9                  | 0.045         | 0.090        | 2650  | 18 × 40                        | K9                  | 0.039         | 0.078        | 3050  |                                |
|                    | 18 × 25   | K6                  | 0.050         | 0.10         | 2610  | 18 × 35.5                      | K8                  | 0.044         | 0.088        | 2730  | —                              | —                   | —             | —            | —     |                                |
| 1000               | 16 × 35.5 | J8                  | 0.036         | 0.072        | 2820  | 18 × 40                        | K9                  | 0.039         | 0.078        | 3050  | —                              | —                   | —             | —            | —     |                                |
|                    | 18 × 31.5 | K7                  | 0.042         | 0.084        | 3080  | —                              | —                   | —             | —            | —     | —                              | —                   | —             | —            | —     |                                |
| 1500               | 18 × 35.5 | K8                  | 0.035         | 0.070        | 3530  | —                              | —                   | —             | —            | —     | —                              | —                   | —             | —            | —     |                                |
| 1800               | 18 × 40   | K9                  | 0.032         | 0.064        | 3880  | —                              | —                   | —             | —            | —     | —                              | —                   | —             | —            | —     |                                |

(Note) Rated ripple current : 105°C, 100kHz ; ESR : 100kHz

For SRS AirBag


GREEN CAP

105°C 5000hours

Anti-cleaning solvent

For AirBag

- For SRS AirBag application
- High capacitance, low impedance, and good low temperature behavior
- Guarantees 5000 hours at 105°C.



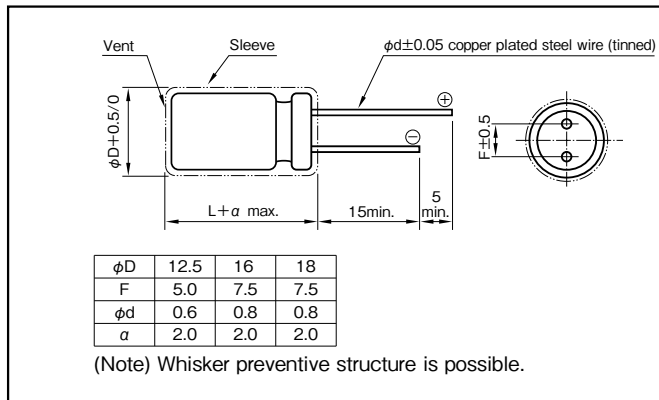
Marking color : White print on a black sleeve

Specifications

| Item   | Performance   |   |      |
|--|---|---|------|
| Category temperature range (°C)                                  | -55 to +105   |   |      |
| Tolerance at rated capacitance (%)                               | 0 to +30 (20°C, 120Hz)  |   |      |
| Leakage current (µA) (max.)                                      | 0.01CV (after 2 minutes) C : Rated capacitance (µF) , V : Rated voltage (V) (20°C)  |   |      |
| Tangent of loss angle (tanδ)                                     | Rated voltage (V)   | 25  | 35   |
|  | tanδ (max.)   | 0.20  | 0.16 |
| 0.02 is added to every 1000µF increase over 1000µF (20°C, 120Hz) |   |   |      |
| Characteristics at high and low temperature                      | Rated voltage (V)   | 25  | 35   |
|  | Impedance ratio (max.) Z-55°C/Z+20°C  | 3   | 3    |
| (120Hz)  |   |   |      |
| Endurance (105°C)  | Test time   | 5000 hours                                  |      |
|  | Leakage current   | The initial specified value or less         |      |
|  | Percentage of capacitance change  | Within ±30% of initial value                |      |
|  | Tangent of loss angle   | 300% or less of the initial specified value |      |
| Shelf life (105°C)   | Test time : 1000hours ; other items are same as the endurance. Voltage application treatment : According to JIS C5101-4 4.1 |   |      |
| Applicable standards   | JIS C5101-1, -4 (IEC 60384-1, -4)   |   |      |

Outline Drawing

Unit : mm



Coefficient of Frequency for Rated Ripple Current

| Frequency (Hz)         | 50 · 60 | 120  | 1k   | 10k·100k |
|------------------------|---------|------|------|----------|
| Rated capacitance (µF) |         |      |      |          |
| 830 to 1100            | 0.70    | 0.75 | 0.90 | 1        |
| 1200 to 11000          | 0.80    | 0.85 | 0.95 | 1        |

Part numbering system (example : 25V422 A I9 (#)Q - □)

|             |   |                      |   |                          |                              |               |                 |   |                        |
|-------------|---|----------------------|---|--------------------------|------------------------------|---------------|-----------------|---|------------------------|
| RJE         | — | 25                   | V | 422                      | A                            | I9            | (#)Q            | — | □                      |
| Series code |   | Rated voltage symbol |   | Rated capacitance symbol | Capacitance tolerance symbol | Casing symbol | Optional symbol |   | Taping(Forming) symbol |

If it is whisker preventive structure, should change “#” into “G”.

Standard Ratings

| Case size φD×L (mm) | Casing symbol | Rated voltage(V)       |                       |                              |                        |                       |                              |
|---------------------|---------------|------------------------|-----------------------|------------------------------|------------------------|-----------------------|------------------------------|
|                     |               | 25                     |                       | 35                           |                        |                       |                              |
|                     |               | Rated capacitance (µF) | ESR Ω (max.) / 100kHz | Rated ripple current (mArms) | Rated capacitance (µF) | ESR Ω (max.) / 100kHz | Rated ripple current (mArms) |
| 12.5×15             | I4            | 1100                   | 0.174 / 0.52          | 1210                         | 830                    | 0.174 / 0.52          | 1210                         |
| 12.5×20             | I5            | 1800                   | 0.107 / 0.27          | 1670                         | 1300                   | 0.107 / 0.27          | 1670                         |
| 12.5×25             | I6            | 2400                   | 0.084 / 0.21          | 1950                         | 1600                   | 0.084 / 0.21          | 1950                         |
| 12.5×30             | I7            | 3200                   | 0.070 / 0.18          | 2330                         | 2200                   | 0.070 / 0.18          | 2330                         |
| 12.5×35             | I8            | 3700                   | 0.062 / 0.16          | 2620                         | 2500                   | 0.062 / 0.16          | 2620                         |
| 12.5×40             | I9            | 4200                   | 0.048 / 0.12          | 3160                         | 2900                   | 0.048 / 0.12          | 3160                         |
| 16×16               | J4            | 2100                   | 0.121 / 0.36          | 1700                         | 1500                   | 0.121 / 0.36          | 1700                         |
| 16×20               | J5            | 3100                   | 0.082 / 0.21          | 2230                         | 2100                   | 0.082 / 0.21          | 2230                         |
| 16×25               | J6            | 4300                   | 0.062 / 0.16          | 2650                         | 3000                   | 0.062 / 0.16          | 2650                         |
| 16×31.5             | J7            | 5800                   | 0.051 / 0.13          | 3210                         | 4000                   | 0.051 / 0.13          | 3210                         |
| 16×35.5             | J8            | 6800                   | 0.045 / 0.11          | 3570                         | 4600                   | 0.045 / 0.11          | 3570                         |
| 16×40               | J9            | 7800                   | 0.042 / 0.11          | 3880                         | 5300                   | 0.042 / 0.11          | 3880                         |
| 18×16               | K4            | 3000                   | 0.107 / 0.32          | 2010                         | 2100                   | 0.107 / 0.32          | 2010                         |
| 18×20               | K5            | 4300                   | 0.079 / 0.20          | 2500                         | 3000                   | 0.079 / 0.20          | 2500                         |
| 18×25               | K6            | 6000                   | 0.056 / 0.14          | 3000                         | 4200                   | 0.056 / 0.14          | 3000                         |
| 18×31.5             | K7            | 8000                   | 0.045 / 0.11          | 3660                         | 5600                   | 0.045 / 0.11          | 3660                         |
| 18×35.5             | K8            | 9300                   | 0.042 / 0.11          | 3960                         | 6500                   | 0.042 / 0.11          | 3960                         |
| 18×40               | K9            | 11000                  | 0.040 / 0.10          | 4300                         | 7400                   | 0.040 / 0.10          | 4300                         |


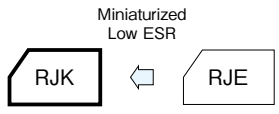
(Note) Rated ripple current : 105°C, 100kHz

NOTE : Design, Specifications are subject to change without notice. It is recommended that you shall obtain technical specifications from ELNA to ensure that the component is suitable for your use.

For SRS AirBag

GREEN CAP 105°C 5000hours Anti-cleaning solvent For AirBag

- For SRS AirBag application
- High capacitance, low impedance, and good low temperature behavior.
- Guarantees 5000 hours at 105°C.



Marking color : White print on a black sleeve

### Specifications

| Item  | Performance   |   |      |
|---|---|---|------|
| Category temperature range (°C)                                 | -55 to +105   |   |      |
| Tolerance at rated capacitance (%)                              | 0 to +30 (20°C,120Hz)   |   |      |
| Leakage current (μA) (max.)                                     | 0.01CV (after 2 minutes) C : Rated capacitance (μF) , V : Rated voltage (V) (20°C)  |   |      |
| Tangent of loss angle (tanδ)                                    | Rated voltage (V)   | 25  | 35   |
|   | tanδ (max.)   | 0.20  | 0.16 |
| 0.02 is added to every 1000μF increase over 1000μF (20°C,120Hz) |   |   |      |
| Characteristics at high and low temperature                     | Rated voltage (V)   | 25  | 35   |
|   | Impedance ratio (max.) Z-55°C/Z+20°C  | 3   | 3    |
| (120Hz)   |   |   |      |
| Endurance (105°C)   | Test time   | 5000 hours                                  |      |
|   | Leakage current   | The initial specified value or less         |      |
|   | Percentage of capacitance change  | Within ±30% of initial value                |      |
|   | Tangent of loss angle   | 300% or less of the initial specified value |      |
| Shelf life (105°C)  | Test time : 1000hours ; other items are same as the endurance. Voltage application treatment : According to JIS C5101-4 4.1 |   |      |
| Applicable standards  | JIS C5101-1, -4 (IEC 60384-1, -4)   |   |      |

### Outline Drawing

Unit : mm

|    |     |     |      |
|----|-----|-----|------|
| φD | 16  | 18  | 20   |
| F  | 7.5 | 7.5 | 10.0 |
| φd | 0.8 | 0.8 | 1.0  |
| a  | 1.5 | 1.5 | 1.5  |

(Note) Whisker preventive structure is possible.

### Coefficient of Frequency for Rated Ripple Current

| Frequency (Hz)    | 120  | 1k   | 10k  | 100k |
|-------------------|------|------|------|------|
| Rated voltage (V) |      |      |      |      |
| 25, 35            | 0.80 | 0.85 | 0.95 | 1    |

### Part numbering system (example : 25V4200μF)

|             |   |                      |   |                          |                              |               |                 |   |                        |
|-------------|---|----------------------|---|--------------------------|------------------------------|---------------|-----------------|---|------------------------|
| RJK         | — | 25                   | V | 422                      | A                            | J5            | #Q              | — | □                      |
| Series code |   | Rated voltage symbol |   | Rated capacitance symbol | Capacitance tolerance symbol | Casing symbol | Optional symbol |   | Taping(Forming) symbol |

If it is whisker preventive structure, should change “#” into “G”.

Standard Ratings

| Rated voltage (V)   |                          | 25                           |                          |        |                                    | 35                           |                          |        |                                    |
|---------------------|--------------------------|------------------------------|--------------------------|--------|------------------------------------|------------------------------|--------------------------|--------|------------------------------------|
| Case<br>φD × L (mm) | Item<br>Casing<br>symbol | Rated<br>capacitance<br>(μF) | ESR<br>(Ω max. / 100kHz) |        | Rated ripple<br>current<br>(mArms) | Rated<br>capacitance<br>(μF) | ESR<br>(Ω max. / 100kHz) |        | Rated ripple<br>current<br>(mArms) |
|                     |                          |                              | 20°C                     | - 40°C |                                    |                              | 20°C                     | - 40°C |                                    |
| 16 × 20             | J5                       | 4200                         | 0.033                    | 0.095  | 2250                               | 2500                         | 0.033                    | 0.095  | 2250                               |
| 18 × 20             | K5                       | 5300                         | 0.029                    | 0.082  | 2500                               | 3100                         | 0.029                    | 0.082  | 2500                               |
| 16 × 25             | J6                       | 5900                         | 0.024                    | 0.073  | 2600                               | 3500                         | 0.024                    | 0.073  | 2600                               |
| 18 × 25             | K6                       | 7500                         | 0.022                    | 0.063  | 2800                               | 4500                         | 0.022                    | 0.063  | 2800                               |
| 16 × 31.5           | J7                       | 8000                         | 0.021                    | 0.052  | 3200                               | 4700                         | 0.021                    | 0.052  | 3200                               |
| 18 × 31.5           | K7                       | 9500                         | 0.019                    | 0.046  | 3500                               | 5600                         | 0.019                    | 0.046  | 3500                               |
| 16 × 35.5           | J8                       | 10000                        | 0.019                    | 0.045  | 3500                               | 6000                         | 0.019                    | 0.045  | 3500                               |
| 18 × 35.5           | K8                       | 11000                        | 0.017                    | 0.040  | 3700                               | 7100                         | 0.017                    | 0.040  | 3700                               |
| 16 × 40             | J9                       | 11000                        | 0.017                    | 0.040  | 3800                               | 6600                         | 0.017                    | 0.040  | 3800                               |
| 18 × 40             | K9                       | 14000                        | 0.015                    | 0.035  | 4000                               | 8400                         | 0.015                    | 0.035  | 4000                               |
| 20 × 40             | L9                       | 17000                        | 0.015                    | 0.035  | 4000                               | 10000                        | 0.015                    | 0.035  | 4000                               |


(Note) Rated ripple current : 105°C, 100kHz

## 105°C Use, Miniature, High-Ripple, Long Life Capacitors

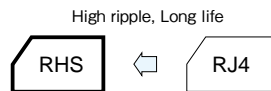
GREEN CAP

105°C  
5000hours

- Higher ripple current.
- Guarantees 4000 to 5000 hours at 105°C.
- Best-suited to On-Board-Charger for EV, PHEV.



Marking color : White print on a black sleeve

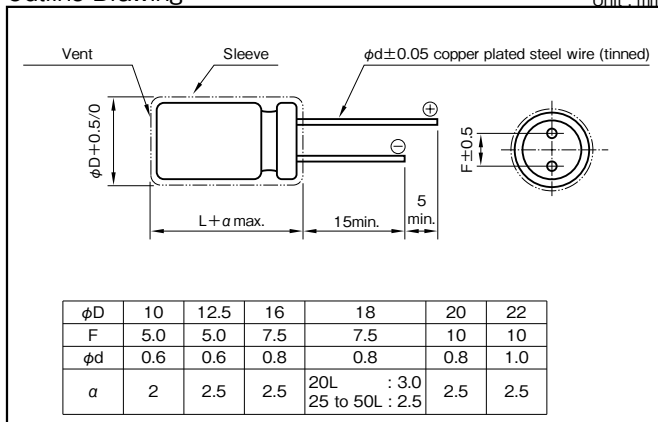


### Specifications

| Item  | Performance  |                   |   |                 |                                     |                       |                              |                       |   |  |  |   |
|---|--|-------------------|---|-----------------|-------------------------------------|-----------------------|------------------------------|-----------------------|---|--|--|---|
| Category temperature range (°C)             | -40 to +105  |                   |   |                 |                                     |                       |                              |                       |   |  |  |   |
| Rated Voltage (V)                           | 160 to 450   |                   |   |                 |                                     |                       |                              |                       |   |  |  |   |
| Tolerance at rated capacitance (%)          | ±20 (20°C,120Hz)   |                   |   |                 |                                     |                       |                              |                       |   |  |  |   |
| Leakage current (μA) (max.)                 | CV≤1000 : 0.06CV+40 (after 1 minutes) CV>1000 : 0.03CV+70 (after 1 minutes)<br>C : Rated capacitance (μF), V : Rated voltage (V) (20°C)  |                   |   |                 |                                     |                       |                              |                       |   |  |  |   |
| Tangent of loss angle (tanδ)                | <table border="1"> <tr> <td>Rated voltage (V)</td> <td>160 to 250</td> <td>350 to 400</td> <td>450</td> </tr> <tr> <td>Tangent of loss angle</td> <td>0.12</td> <td>0.15</td> <td>0.20</td> </tr> </table> <p>(20°C,120Hz)</p>   | Rated voltage (V) | 160 to 250                                    | 350 to 400      | 450                                 | Tangent of loss angle | 0.12                         | 0.15                  | 0.20  |  |  |   |
| Rated voltage (V)                           | 160 to 250   | 350 to 400        | 450   |                 |                                     |                       |                              |                       |   |  |  |   |
| Tangent of loss angle                       | 0.12   | 0.15              | 0.20  |                 |                                     |                       |                              |                       |   |  |  |   |
| Characteristics at high and low temperature | <table border="1"> <tr> <td>Rated voltage (V)</td> <td>160 to 250</td> <td>350 to 450</td> </tr> <tr> <td rowspan="2">Impedance ratio</td> <td>Z-25°C/Z+20°C</td> <td>3</td> </tr> <tr> <td>Z-40°C/Z+20°C</td> <td>4</td> </tr> <tr> <td></td> <td></td> <td>6</td> </tr> </table> <p>(120Hz)</p>  | Rated voltage (V) | 160 to 250                                    | 350 to 450      | Impedance ratio                     | Z-25°C/Z+20°C         | 3                            | Z-40°C/Z+20°C         | 4   |  |  | 6 |
| Rated voltage (V)                           | 160 to 250   | 350 to 450        |   |                 |                                     |                       |                              |                       |   |  |  |   |
| Impedance ratio                             | Z-25°C/Z+20°C  | 3                 |   |                 |                                     |                       |                              |                       |   |  |  |   |
|   | Z-40°C/Z+20°C  | 4                 |   |                 |                                     |                       |                              |                       |   |  |  |   |
|   |  | 6                 |   |                 |                                     |                       |                              |                       |   |  |  |   |
| Endurance (105°C) (Applied ripple current)  | <table border="1"> <tr> <td>Test time</td> <td>φ10 : 4000 hours<br/>φ12.5 to φ22 : 5000 hours</td> </tr> <tr> <td>Leakage current</td> <td>The initial specified value or less</td> </tr> <tr> <td>Capacitance change</td> <td>Within ±20% of initial value</td> </tr> <tr> <td>Tangent of loss angle</td> <td>300% or less of the initial specified value</td> </tr> </table>                                 | Test time         | φ10 : 4000 hours<br>φ12.5 to φ22 : 5000 hours | Leakage current | The initial specified value or less | Capacitance change    | Within ±20% of initial value | Tangent of loss angle | 300% or less of the initial specified value |  |  |   |
| Test time                                   | φ10 : 4000 hours<br>φ12.5 to φ22 : 5000 hours  |                   |   |                 |                                     |                       |                              |                       |   |  |  |   |
| Leakage current                             | The initial specified value or less  |                   |   |                 |                                     |                       |                              |                       |   |  |  |   |
| Capacitance change                          | Within ±20% of initial value   |                   |   |                 |                                     |                       |                              |                       |   |  |  |   |
| Tangent of loss angle                       | 300% or less of the initial specified value  |                   |   |                 |                                     |                       |                              |                       |   |  |  |   |
| Shelf life (105°C)                          | <table border="1"> <tr> <td>Test time</td> <td>1000 hours</td> </tr> <tr> <td>Leakage current</td> <td>The initial specified value or less</td> </tr> <tr> <td>Capacitance change</td> <td>Within ±20% of initial value</td> </tr> <tr> <td>Tangent of loss angle</td> <td>200% or less of the initial specified value</td> </tr> </table> <p>Voltage application treatment : According to JIS C5101-4 4.1</p> | Test time         | 1000 hours                                    | Leakage current | The initial specified value or less | Capacitance change    | Within ±20% of initial value | Tangent of loss angle | 200% or less of the initial specified value |  |  |   |
| Test time                                   | 1000 hours   |                   |   |                 |                                     |                       |                              |                       |   |  |  |   |
| Leakage current                             | The initial specified value or less  |                   |   |                 |                                     |                       |                              |                       |   |  |  |   |
| Capacitance change                          | Within ±20% of initial value   |                   |   |                 |                                     |                       |                              |                       |   |  |  |   |
| Tangent of loss angle                       | 200% or less of the initial specified value  |                   |   |                 |                                     |                       |                              |                       |   |  |  |   |
| Applicable Standards                        | JIS C5101-1, -4 (IEC 60384-1, -4)  |                   |   |                 |                                     |                       |                              |                       |   |  |  |   |

### Outline Drawing

Unit : mm



### Coefficient of Frequency for Rated Ripple Current

| Rated voltage (V) | Rated capacitance (μF) | Frequency (Hz) |     |      |      |      |  |
|-------------------|------------------------|----------------|-----|------|------|------|--|
|                   |                        | 50 · 60        | 120 | 1k   | 10k  | 100k |  |
| 160 to 250        | 4.7 to 10              | 0.80           | 1   | 1.75 | 2.00 | 2.50 |  |
|                   | 12 to 47               | 0.80           | 1   | 1.60 | 1.80 | 2.00 |  |
|                   | 56 to 560              | 0.80           | 1   | 1.30 | 1.40 | 1.40 |  |
| 350 to 450        | 1 to 10                | 0.80           | 1   | 1.75 | 2.00 | 2.50 |  |
|                   | 12 to 18               | 0.80           | 1   | 1.60 | 1.80 | 2.00 |  |
|                   | 22 or more             | 0.80           | 1   | 1.40 | 1.50 | 1.50 |  |

### Part numbering system (example : 400V10μF)

|             |   |                      |                          |                              |               |                 |   |                        |
|-------------|---|----------------------|--------------------------|------------------------------|---------------|-----------------|---|------------------------|
| RHS         | — | 400 V                | 100                      | M                            | I5 #          | B               | — | □                      |
| Series code |   | Rated voltage symbol | Rated capacitance symbol | Capacitance tolerance symbol | Casing symbol | Optional symbol |   | Taping(Forming) symbol |

Standard Ratings


| Rated voltage (V) |      |        | 160                    |   | 200                    |   | 250                    |   | 350                    |   | 400                    |   | 450                    |   |     |     |
|-------------------|------|--------|------------------------|---|------------------------|---|------------------------|---|------------------------|---|------------------------|---|------------------------|---|-----|-----|
| case (mm)         |      |        | Rated capacitance (μF) | Rated ripple current (mA <sub>rms</sub> ) | Rated capacitance (μF) | Rated ripple current (mA <sub>rms</sub> ) | Rated capacitance (μF) | Rated ripple current (mA <sub>rms</sub> ) | Rated capacitance (μF) | Rated ripple current (mA <sub>rms</sub> ) | Rated capacitance (μF) | Rated ripple current (mA <sub>rms</sub> ) | Rated capacitance (μF) | Rated ripple current (mA <sub>rms</sub> ) |     |     |
| φD                | L    | Symbol |                        |   |                        |   |                        |   |                        |   |                        |   |                        |   |     |     |
| 10                | 12.5 | H3     | 22                     | 145                                       | 4.7                    | 65  | 4.7                    | 65  | 3.3                    | 55  | 2.2                    | 40  | 1                      | 30  |     |     |
|                   |      |        | 27                     | 160                                       |                        |   |                        |   | 4.7                    | 65  |                        |   | 3.3                    | 43  | 2.2 | 45  |
|                   |      |        | 8.2                    | 85  |                        |   |                        |   | 4.7                    | 65  |                        |   | 4.7                    | 50  |     |     |
|                   |      |        | 10                     | 95  |                        |   |                        |   | 6.8                    | 80  |                        |   | 6.8                    | 80  |     |     |
| 10                | 16   | H4     | 33                     | 170                                       | 10                     | 96  | -                      | -   | 12                     | 120                                       | 10                     | 90  | 8.2                    | 100                                       |     |     |
|                   |      |        | 39                     | 185                                       | 22                     | 140                                       |                        |   |                        |   |                        |   | 10                     | 110                                       |     |     |
|                   |      |        | 33                     | 170                                       |                        |   |                        |   |                        |   |                        |   |                        |   |     |     |
| 10                | 20   | H5     | 47                     | 245                                       | -                      | -   | 22                     | 170                                       | 15                     | 135                                       | 15                     | 135                                       | 12                     | 120                                       |     |     |
|                   |      |        | 56                     | 270                                       |                        |   |                        |   | 22                     | 160                                       |                        |   |                        |   |     |     |
| 10                | 25   | H6     | 68                     | 315                                       | 47                     | 260                                       | 33                     | 220                                       | -                      | -   | 18                     | 165                                       | 15                     | 150                                       |     |     |
|                   |      |        | 39                     | 240                                       |                        |   | 22                     | 180                                       |                        |   | 22                     | 180                                       |                        |   |     |     |
| 10                | 30   | H7     | 100                    | 425                                       | 68                     | 350                                       | 47                     | 290                                       | 27                     | 220                                       | -                      | -   | -                      | -   |     |     |
|                   |      |        | 33                     | 250                                       |                        |   |                        |   |                        |   |                        |   |                        |   |     |     |
| 12.5              | 20   | I5     | 68                     | 335                                       | 47                     | 280                                       | 33                     | 235                                       | 27                     | 220                                       | 22                     | 200                                       | 18                     | 180                                       |     |     |
|                   |      |        | 82                     | 370                                       | 56                     | 305                                       |                        |   |                        |   |                        |   | 47                     | 280                                       | 22  | 200 |
|                   |      |        | 82                     | 370                                       | 68                     | 335                                       |                        |   |                        |   |                        |   |                        |   |     |     |
| 12.5              | 25   | I6     | 100                    | 440                                       | 82                     | 400                                       | 68                     | 365                                       | 39                     | 280                                       | 27                     | 240                                       | 27                     | 240                                       |     |     |
|                   |      |        | 100                    | 440                                       | 47                     | 320                                       |                        |   | 33                     | 265                                       | 33                     | 265                                       |                        |   |     |     |
| 12.5              | 30   | I7     | 150                    | 580                                       | 120                    | 520                                       | 82                     | 430                                       | 56                     | 370                                       | 39                     | 310                                       | 47                     | 340                                       |     |     |
|                   |      |        | 150                    | 580                                       | 47                     | 340                                       |                        |   |                        |   |                        |   |                        |   |     |     |
| 12.5              | 35   | I8     | 220                    | 750                                       | -                      | -   | 100                    | 505                                       | 68                     | 450                                       | -                      | -   | -                      | -   |     |     |
| 12.5              | 40   | I9     | -                      | -   | 180                    | 715                                       | 120                    | 585                                       | -                      | -   | 56                     | 420                                       | -                      | -   |     |     |
|                   |      |        | 68                     | 475                                       |                        |   |                        |   |                        |   |                        |   |                        |   |     |     |
| 16                | 20   | J5     | 100                    | 470                                       | 47                     | 305                                       | 33                     | 250                                       | 33                     | 250                                       | 22                     | 205                                       | 22                     | 205                                       |     |     |
|                   |      |        | 120                    | 490                                       | 68                     | 393                                       |                        |   |                        |   | 47                     | 320                                       | 33                     | 250                                       | 27  | 225 |
|                   |      |        | 150                    | 580                                       | 100                    | 450                                       |                        |   |                        |   | 68                     | 370                                       | 47                     | 300                                       | 33  | 250 |
| 16                | 25   | J6     | 180                    | 660                                       | 120                    | 574                                       | 100                    | 520                                       | 68                     | 420                                       | 68                     | 440                                       | 47                     | 380                                       |     |     |
|                   |      |        | 220                    | 770                                       | 150                    | 605                                       |                        |   |                        |   |                        |   | 120                    | 540                                       |     |     |
| 16                | 31.5 | J7     | 270                    | 940                                       | 180                    | 765                                       | 150                    | 700                                       | 82                     | 510                                       | -                      | -   | 56                     | 445                                       |     |     |
|                   |      |        | 220                    | 845                                       | 100                    | 590                                       |                        |   | 68                     | 490                                       |                        |   |                        |   |     |     |
| 16                | 35.5 | J8     | 330                    | 965                                       | 270                    | 875                                       | 180                    | 710                                       | 120                    | 680                                       | 82                     | 580                                       | -                      | -   |     |     |
|                   |      |        | 100                    | 620                                       |                        |   |                        |   |                        |   |                        |   |                        |   |     |     |
| 16                | 40   | J9     | 390                    | 1070                                      | -                      | -   | 220                    | 800                                       | 150                    | 920                                       | 120                    | 720                                       | 82                     | 600                                       |     |     |
|                   |      |        | 100                    | 660                                       |                        |   |                        |   |                        |   |                        |   |                        |   |     |     |
| 18                | 20   | K5     | 180                    | 640                                       | 120                    | 530                                       | 100                    | 480                                       | 56                     | 370                                       | -                      | -   | 39                     | 310                                       |     |     |
|                   |      |        | 150                    | 620                                       | 68                     | 435                                       |                        |   | 47                     | 360                                       |                        |   |                        |   |     |     |
| 18                | 25   | K6     | 270                    | 860                                       | 180                    | 710                                       | 150                    | 645                                       | 82                     | 490                                       | -                      | -   | 68                     | 470                                       |     |     |
|                   |      |        | 220                    | 830                                       | 100                    | 570                                       |                        |   |                        |   |                        |   |                        |   |     |     |
| 18                | 31.5 | K7     | 330                    | 1060                                      | 270                    | 950                                       | 180                    | 780                                       | 120                    | 690                                       | 82                     | 610                                       | 82                     | 570                                       |     |     |
|                   |      |        | 390                    | 1200                                      |                        |   | 220                    | 910                                       |                        |   | 100                    | 640                                       | 100                    | 630                                       |     |     |
|                   |      |        | 120                    | 670                                       |                        |   |                        |   |                        |   |                        |   |                        |   |     |     |
| 18                | 35.5 | K8     | 470                    | 1400                                      | 330                    | 1180                                      | 270                    | 1070                                      | 150                    | 820                                       | 150                    | 800                                       | 120                    | 730                                       |     |     |
| 18                | 40   | K9     | -                      | -   | 390                    | 1350                                      | -                      | -   | 180                    | 940                                       | -                      | -   | -                      | -   |     |     |
| 18                | 45   | KA     | 560                    | 1600                                      | 470                    | 1270                                      | 330                    | 1240                                      | 220                    | 1100                                      | 180                    | 980                                       | 150                    | 880                                       |     |     |
| 18                | 50   | KB     | 680                    | 1900                                      | 560                    | 1800                                      | 390                    | 1500                                      | -                      | -   | -                      | -   | 180                    | 1000                                      |     |     |
| 20                | 40   | L9     | -                      | -   | -                      | -   | -                      | -   | 220                    | 1110                                      | -                      | -   | 150                    | 935                                       |     |     |
| 20                | 45   | LA     | -                      | -   | -                      | -   | -                      | -   | 270                    | 1200                                      | -                      | -   | 180                    | 1050                                      |     |     |
| 20                | 50   | LB     | 820                    | 2300                                      | -                      | -   | 470                    | 1700                                      | -                      | -   | -                      | -   | 220                    | 1230                                      |     |     |
| 22                | 40   | N9     | 680                    | 1945                                      | 560                    | 1765                                      | 390                    | 1475                                      | 270                    | 1297                                      | 220                    | 1170                                      | 180                    | 1065                                      |     |     |
| 22                | 45   | NA     | 820                    | 2235                                      | -                      | -   | 470                    | 1695                                      | 330                    | 1511                                      | -                      | -   | 220                    | 1235                                      |     |     |
| 22                | 50   | NB     | 1000                   | 2575                                      | -                      | -   | 560                    | 1930                                      | -                      | -   | -                      | -   | 270                    | 1430                                      |     |     |

(Note) Rated ripple current : 105°C , 120Hz

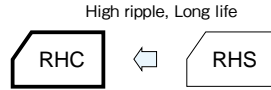
## 105°C Use, Miniature, High-Ripple, Long Life Capacitors

GREEN CAP 105°C 10000hours

- Higher ripple current.
- Guarantees 5000 to 10000 hours at 105°C.
- Best-suited On-Board-Charger for EV, PHEV.



Marking color : White print on a black sleeve

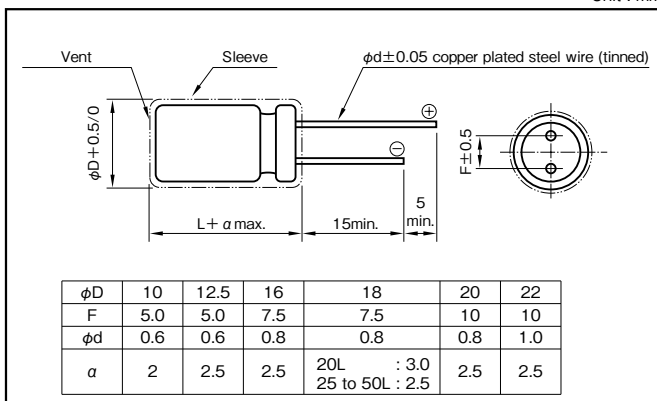


### Specifications

| Item   | Performance   |  |            |   |
|--|---|--|------------|---|
| Category temperature range (°C)  | -40 to +105   |  |            |   |
| Rated Voltage (V)  | 160 to 450  |  |            |   |
| Tolerance at rated capacitance (%)                                     | ±20 (20°C,120Hz)  |  |            |   |
| Leakage current (μA) (max.)  | 0.04CV + 100 (after 1 minutes) C : Rated capacitance (μF), V : Rated voltage (V) (20°C) |  |            |   |
| Tangent of loss angle (tanδ)   | Rated voltage (V)   | 160 to 250   | 350 to 450 |   |
|  | Tangent of loss angle   | 0.15   | 0.20       |   |
| * The black circles in the capacitance column correspond. (20°C,120Hz) |   |  |            |   |
| Characteristics at high and low temperature                            | Rated voltage (V)   | 160 to 250   | 350 to 450 |   |
|  | Impedance ratio (max.)  | Z-25°C/Z+20°C  | 3          | 5 |
|  |   | Z-40°C/Z+20°C  | 6          | 6 |
| (120Hz)  |   |  |            |   |
| Endurance (105°C) (Applied ripple current)                             | Test time   | φ10×12.5L : 5000 hours<br>φ10×16L to 25L : 8000 hours<br>φ10×30L, φ12.5 to φ22 : 10000 hours |            |   |
|  | Leakage current   | The initial specific value or less   |            |   |
|  | Capacitance change  | Within ±30% of initial value   |            |   |
|  | Tangent of loss angle   | 300% or less of the initial specified value  |            |   |
| Shelf life (105°C)   | Test time   | 1000 hours   |            |   |
|  | Leakage current   | The initial specific value or less   |            |   |
|  | Capacitance change  | Within ±20% of initial value   |            |   |
|  | Tangent of loss angle   | 200% or less of the initial specified value  |            |   |
| Voltage application treatment : According to JIS C5101-4 4.1           |   |  |            |   |
| Applicable standards   | JIS C5101-1, -4 (IEC 60384-1, -4)   |  |            |   |

### Outline Drawing

Unit : mm



### Coefficient of Frequency for Rated Ripple Current

| Rated capacitance (μF) | Frequency (Hz) |      |      |      |
|------------------------|----------------|------|------|------|
|                        | 120            | 1k   | 10k  | 100k |
| 1 to 5.6               | 0.20           | 0.40 | 0.80 | 1    |
| 6.8 to 18              | 0.30           | 0.60 | 0.90 | 1    |
| 22 to 82               | 0.40           | 0.70 | 0.90 | 1    |
| 100 or more            | 0.45           | 0.75 | 0.90 | 1    |

### Part numbering system (example : 400V10μF)

|             |   |                      |   |                          |                              |               |   |                 |   |                        |
|-------------|---|----------------------|---|--------------------------|------------------------------|---------------|---|-----------------|---|------------------------|
| RHC         | — | 400                  | V | 100                      | M                            | H5            | # | B               | — | □                      |
| Series code |   | Rated voltage symbol |   | Rated capacitance symbol | Capacitance tolerance symbol | Casing symbol |   | Optional symbol |   | Taping(Forming) symbol |

Standard Ratings

| Rated voltage (V) |      |        | 160                    |   | 200                    |   | 250                    |   | 350                    |   | 400                    |   | 450                    |   |
|-------------------|------|--------|------------------------|---|------------------------|---|------------------------|---|------------------------|---|------------------------|---|------------------------|---|
| case (mm)         |      |        | Rated capacitance (μF) | Rated ripple current (mA <sub>RMS</sub> ) | Rated capacitance (μF) | Rated ripple current (mA <sub>RMS</sub> ) | Rated capacitance (μF) | Rated ripple current (mA <sub>RMS</sub> ) | Rated capacitance (μF) | Rated ripple current (mA <sub>RMS</sub> ) | Rated capacitance (μF) | Rated ripple current (mA <sub>RMS</sub> ) | Rated capacitance (μF) | Rated ripple current (mA <sub>RMS</sub> ) |
| φD                | L    | Symbol |                        |   |                        |   |                        |   |                        |   |                        |   |                        |   |
| 10                | 12.5 | H3     | -                      | -   | 4.7                    | 225                                       | 4.7                    | 225                                       | 4.7                    | 270                                       | 3.3                    | 245                                       | 2.2                    | 210                                       |
|                   |      |        |                        |   | 10                     | 300                                       | 6.8                    | 250                                       | 5.6                    | 285                                       |                        |   | 3.3                    | 245                                       |
|                   |      |        |                        |   | 10                     | 300                                       | 8.2                    | 270                                       | 5.6                    | 285                                       |                        |   | 3.9                    | 255                                       |
| 10                | 16   | H4     | 39                     | 665                                       | 6.8                    | 470                                       | 10                     | 525                                       | 18                     | 675                                       | 4.7                    | 450                                       | 4.7                    | 400                                       |
|                   |      |        |                        |   | 22                     | 570                                       | 22                     | 570                                       |                        |   | 6.8                    | 475                                       | 6.8                    | 445                                       |
|                   |      |        |                        |   | 47                     | 730                                       | 27                     | 580                                       |                        |   | 10                     | 500                                       | 10                     | 500                                       |
|                   |      |        |                        |   | 33                     | 640                                       | 27                     | 710                                       |                        |   | 12                     | 595                                       | 10                     | 500                                       |
| 10                | 20   | H5     | 56                     | 830                                       | 47                     | 780                                       | 33                     | 700                                       | 22                     | 690                                       | 15                     | 620                                       | 15                     | 620                                       |
|                   |      |        | 68                     | 895                                       |                        |   |                        |   |                        |   | 18                     | 650                                       |                        |   |
| 10                | 25   | H6     | 82                     | 1090                                      | 56                     | 945                                       | 39                     | 825                                       | -                      | -   | 22                     | 765                                       | 18                     | 725                                       |
|                   |      |        |                        |   | 68                     | 1015                                      | 47                     | 885                                       | 27                     | 815                                       |                        |   |                        |   |
| 10                | 30   | H7     | 100                    | 1345                                      | 82                     | 1250                                      | 56                     | 1080                                      | -                      | -   | 33                     | 935                                       | 22                     | 835                                       |
| 12.5              | 20   | I5     | 100                    | 1495                                      | 68                     | 1295                                      | 47                     | 1125                                      | 33                     | 1040                                      | 22                     | 925                                       | 18                     | 870                                       |
|                   |      |        |                        |   |                        |   | 56                     | 1200                                      |                        |   | 27                     | 985                                       | 22                     | 925                                       |
| 12.5              | 25   | I6     | 120                    | 1645                                      | 100                    | 1540                                      | 68                     | 1330                                      | 47                     | 1245                                      | 33                     | 1075                                      | 27                     | 1055                                      |
|                   |      |        | 150                    | 1790                                      |                        |   | 82                     | 1430                                      |                        |   | 39                     | 1160                                      |                        |   |
| 12.5              | 30   | I7     | 180                    | 1970                                      | 120                    | 1695                                      | 100                    | 1590                                      | 56                     | 1300                                      | 47                     | 1220                                      | 33                     | 1095                                      |
|                   |      |        |                        |   |                        |   |                        |   |                        |   |                        |   | 47                     | 1220                                      |
| 12.5              | 35   | I8     | 220                    | 2140                                      | 150                    | 1865                                      | 120                    | 1700                                      | 68                     | 1420                                      | 56                     | 1320                                      | 39                     | 1155                                      |
|                   |      |        |                        |   | 180                    | 1985                                      |                        |   |                        |   |                        |   |                        |   |
| 12.5              | 40   | I9     | 270                    | 2580                                      | -                      | -   | 150                    | 2090                                      | 82                     | 1690                                      | 68                     | 1575                                      | 56                     | 1465                                      |
| 16                | 20   | J5     | 150                    | 1995                                      | 68                     | 1485                                      | 68                     | 1485                                      | 47                     | 1320                                      | 22                     | 1055                                      | 22                     | 1055                                      |
|                   |      |        |                        |   | 100                    | 1710                                      | 82                     | 1590                                      |                        |   | 33                     | 1185                                      | 27                     | 1120                                      |
|                   |      |        |                        |   | 180                    | 2125                                      | 100                    | 1710                                      | 56                     | 1405                                      | 47                     | 1320                                      | 33                     | 1185                                      |
| 16                | 25   | J6     | 220                    | 2320                                      | 150                    | 2020                                      | 120                    | 1855                                      | 82                     | 1640                                      | 68                     | 1525                                      | 47                     | 1330                                      |
|                   |      |        |                        |   | 180                    | 2155                                      |                        |   |                        |   |                        |   |                        |   |
| 16                | 31.5 | J7     | 330                    | 3000                                      | 220                    | 2450                                      | 150                    | 2135                                      | 100                    | 1865                                      | 82                     | 1730                                      | 56                     | 1500                                      |
|                   |      |        |                        |   | 270                    | 2640                                      | 180                    | 2280                                      |                        |   |                        |   | 68                     | 1615                                      |
| 16                | 35.5 | J8     | 390                    | 3330                                      | -                      | -   | 220                    | 2530                                      | 120                    | 2000                                      | 100                    | 1875                                      | 82                     | 1740                                      |
| 16                | 40   | J9     | 470                    | 3775                                      | 330                    | 3120                                      | 270                    | 2805                                      | 150                    | 2300                                      | 120                    | 2110                                      | 100                    | 1975                                      |
| 18                | 20   | K5     | 220                    | 2235                                      | 150                    | 1950                                      | 120                    | 1790                                      | 82                     | 1590                                      | 56                     | 1380                                      | 47                     | 1295                                      |
|                   |      |        |                        |   | 180                    | 2080                                      |                        |   |                        |   | 68                     | 1485                                      | 56                     | 1380                                      |
| 18                | 25   | K6     | 330                    | 2725                                      | 220                    | 2380                                      | 150                    | 2055                                      | 100                    | 1840                                      | 82                     | 1710                                      | 68                     | 1595                                      |
|                   |      |        |                        |   | 270                    | 2540                                      | 180                    | 2190                                      |                        |   |                        |   |                        |   |
| 18                | 31.5 | K7     | 390                    | 2985                                      | 330                    | 2865                                      | 220                    | 2445                                      | 150                    | 2215                                      | 100                    | 1905                                      | 82                     | 1765                                      |
|                   |      |        | 470                    | 3185                                      |                        |   |                        |   |                        |   | 120                    | 2035                                      | 100                    | 1905                                      |
| 18                | 35.5 | K8     | -                      | -   | 390                    | 3095                                      | 270                    | 2730                                      | 180                    | 2450                                      | 150                    | 2300                                      | 120                    | 2110                                      |
| 18                | 40   | K9     | 560                    | 4070                                      | 470                    | 3465                                      | 330                    | 3085                                      | 220                    | 2720                                      | -                      | -   | 150                    | 2420                                      |
| 18                | 45   | KA     | 680                    | 4140                                      | 560                    | 3755                                      | -                      | -   | -                      | -   | 180                    | 2655                                      | -                      | -   |
| 18                | 50   | KB     | 820                    | 4595                                      | -                      | -   | 390                    | 3605                                      | 270                    | 3305                                      | 220                    | 3065                                      | 180                    | 2850                                      |
|                   |      |        |                        |   |                        |   | 470                    | 3840                                      |                        |   |                        |   |                        |   |
| 20                | 40   | L9     | 680                    | 3850                                      | 560                    | 3735                                      | 390                    | 3220                                      | -                      | -   | -                      | -   | -                      | -   |
| 20                | 45   | LA     | 820                    | 4435                                      | 680                    | 4320                                      | 470                    | 3705                                      | 270                    | 3190                                      | -                      | -   | 180                    | 2750                                      |
| 20                | 50   | LB     | 1000                   | 5115                                      | -                      | -   | 560                    | 4225                                      | 330                    | 3685                                      | 270                    | 3425                                      | 220                    | 3175                                      |
| 22                | 40   | N9     | 820                    | 4270                                      | 680                    | 4160                                      | 470                    | 3570                                      | 270                    | 3070                                      | 220                    | 2850                                      | 180                    | 2650                                      |
| 22                | 45   | NA     | 1000                   | 4945                                      | -                      | -   | 560                    | 4085                                      | 330                    | 3560                                      | 270                    | 3310                                      | 220                    | 3070                                      |
| 22                | 50   | NB     | -                      | -   | 820                    | 4995                                      | 680                    | 4695                                      | -                      | -   | 330                    | 3815                                      | 270                    | 3550                                      |

(Note) Rated ripple current : 105°C , 120Hz




## 105°C Use, Miniature, High-Ripple, Long Life Capacitors

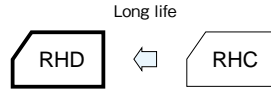
GREEN CAP

105°C  
12000hours

- Higher ripple current.
- Guarantees 8000 to 12000 hours at 105°C.
- Best-suited to On-Board-Charger for EV, PHEV.



Marking color : White print on a black sleeve

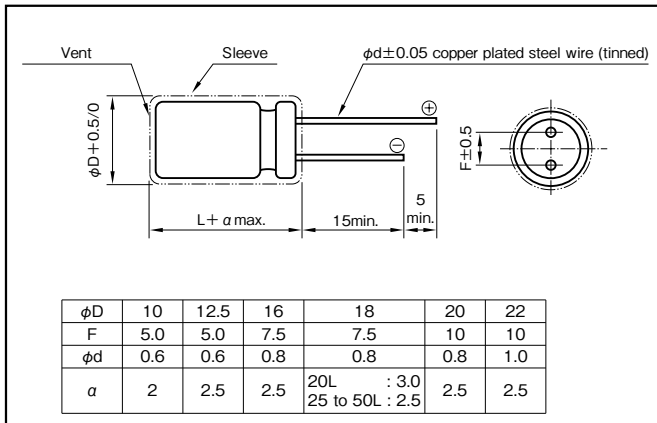


### Specifications

| Item   | Performance  |  |            |
|--|--|--|------------|
| Category temperature range (°C)                              | -40 to +105  |  |            |
| Rated Voltage (V)  | 160 to 450   |  |            |
| Tolerance at rated capacitance (%)                           | ±20 (20°C,120Hz)   |  |            |
| Leakage current(μA) (max.)                                   | 0.04CV + 100 (after 1 minutes) C:Rated capacitance (μF),V:Rated Voltage (V) (20°C) |  |            |
| Tangent of loss angle (tanδ)                                 | Rated voltage (V)  | 160 to 250   | 350 to 450 |
|  | Tangent of loss angle  | 0.15   | 0.20       |
| Characteristics at high and low temperature                  | Rated voltage (V)  | 160 to 250   | 350 to 450 |
|  | Impedance ratio (max.)   | Z-25°C/Z+20°C<br>Z-40°C/Z+20°C   | 3<br>6     |
| Endurance (105°C)<br>(Applied ripple current)                | Test time  | φ10×12.5L : 8000hours<br>φ10×16L to 25L : 10000hours<br>φ10×30L, φ12.5 to φ22 : 12000hours |            |
|  | Leakage current  | The initial specified value or less  |            |
|  | Capacitance change   | Within ±30% of initial value   |            |
|  | Tangent of loss angle  | 300% or less of the initial specified value  |            |
| Shelf life (105°C)   | Test time  | 1000hours  |            |
|  | Leakage current  | The initial specified value or less  |            |
|  | Capacitance change   | Within ±20% of initial value   |            |
|  | Tangent of loss angle  | 200% or less of the initial specified value  |            |
| Voltage application treatment : According to JIS C5101-4 4.1 |  |  |            |
| Applicable Standards   | JIS C5101-1, -4 (IEC 60384-1, -4)  |  |            |

### Outline Drawing

Unit : mm



### Coefficient of Frequency for Rated Ripple Current

| Rated voltage (V) | Frequency (Hz) |      |      |      |
|-------------------|----------------|------|------|------|
|                   | 120            | 1k   | 10k  | 100k |
| 1 to 5.6          | 0.20           | 0.40 | 0.80 | 1    |
| 6.8 to 18         | 0.30           | 0.60 | 0.90 | 1    |
| 22 to 82          | 0.40           | 0.70 | 0.90 | 1    |
| 100 or more       | 0.45           | 0.75 | 0.90 | 1    |

### Part numbering system (example : 400V47μF)

|             |   |                      |   |                          |                              |               |   |                 |   |                        |
|-------------|---|----------------------|---|--------------------------|------------------------------|---------------|---|-----------------|---|------------------------|
| RHD         | — | 400                  | V | 470                      | M                            | K6            | # | B               | — | □                      |
| Series code |   | Rated voltage symbol |   | Rated capacitance symbol | Capacitance tolerance symbol | Casing symbol |   | Optional symbol |   | Taping(Forming) symbol |

Standard Ratings

| Rated voltage (V) |      |        | 160                    |   | 200                    |   | 250                    |   | 350                    |   | 400                    |   | 450                    |   |
|-------------------|------|--------|------------------------|---|------------------------|---|------------------------|---|------------------------|---|------------------------|---|------------------------|---|
| case (mm)         |      |        | Rated capacitance (µF) | Rated ripple current (mA <sub>rms</sub> ) | Rated capacitance (µF) | Rated ripple current (mA <sub>rms</sub> ) | Rated capacitance (µF) | Rated ripple current (mA <sub>rms</sub> ) | Rated capacitance (µF) | Rated ripple current (mA <sub>rms</sub> ) | Rated capacitance (µF) | Rated ripple current (mA <sub>rms</sub> ) | Rated capacitance (µF) | Rated ripple current (mA <sub>rms</sub> ) |
| φD                | L    | Symbol |                        |   |                        |   |                        |   |                        |   |                        |   |                        |   |
| 10                | 12.5 | H3     | 22                     | 360                                       | 10                     | 300                                       | 6.8                    | 250                                       | 4.7                    | 270                                       | 3.3                    | 245                                       | 3.3                    | 245                                       |
|                   |      |        | 27                     | 380                                       | 12                     | 340                                       | 8.2                    | 270                                       | 5.6                    | 285                                       | 4.7                    | 270                                       | 3.9                    | 255                                       |
|                   |      |        | 33                     | 405                                       | 22                     | 360                                       | 10                     | 300                                       | 6.8                    | 305                                       | 6.8                    | 305                                       | 4.7                    | 270                                       |
| 10                | 16   | H4     | 39                     | 665                                       | 15                     | 595                                       | 22                     | 570                                       | 10                     | 565                                       | 10                     | 500                                       | 6.8                    | 445                                       |
|                   |      |        | 47                     | 730                                       | 27                     | 580                                       |                        |   | 12                     | 595                                       | 12                     | 595                                       | 10                     | 500                                       |
|                   |      |        |                        |   | 33                     | 640                                       |                        |   |                        |   |                        |   |                        |   |
| 10                | 20   | H5     | 56                     | 830                                       | 39                     | 725                                       | 33                     | 700                                       | 15                     | 620                                       | 15                     | 620                                       | 12                     | 575                                       |
|                   |      |        | 68                     | 895                                       | 47                     | 780                                       |                        |   | 22                     | 690                                       | 18                     | 650                                       | 15                     | 620                                       |
| 10                | 25   | H6     | 82                     | 1090                                      | 56                     | 945                                       | 39                     | 825                                       | 27                     | 815                                       | 22                     | 765                                       | 18                     | 725                                       |
|                   |      |        |                        |   | 68                     | 1015                                      | 47                     | 885                                       |                        |   | 27                     | 815                                       |                        |   |
| 10                | 30   | H7     | 100                    | 1345                                      | 82                     | 1250                                      | 56                     | 1080                                      | 33                     | 935                                       | 33                     | 935                                       | 22                     | 835                                       |
| 12.5              | 20   | I5     | 100                    | 1495                                      | 68                     | 1295                                      | 47                     | 1125                                      | 27                     | 985                                       | 22                     | 925                                       | 18                     | 870                                       |
|                   |      |        |                        |   | 82                     | 1385                                      | 56                     | 1200                                      | 33                     | 1040                                      | 27                     | 985                                       | 22                     | 925                                       |
| 12.5              | 25   | I6     | 120                    | 1645                                      | 100                    | 1540                                      | 68                     | 1330                                      | 39                     | 1160                                      | 33                     | 1075                                      | 27                     | 1055                                      |
|                   |      |        | 150                    | 1790                                      |                        |   | 82                     | 1430                                      | 47                     | 1245                                      | 39                     | 1160                                      |                        |   |
| 12.5              | 30   | I7     | 180                    | 1970                                      | 120                    | 1695                                      | 100                    | 1590                                      | 56                     | 1300                                      | 47                     | 1220                                      | 33                     | 1095                                      |
|                   |      |        |                        |   |                        |   |                        |   |                        |   |                        |   | 39                     | 1135                                      |
|                   |      |        |                        |   |                        |   |                        |   |                        |   |                        |   | 47                     | 1220                                      |
| 12.5              | 35   | I8     | 220                    | 2140                                      | 150                    | 1865                                      | 120                    | 1700                                      | 68                     | 1420                                      | 56                     | 1320                                      | -                      | -   |
| 12.5              | 40   | I9     | 270                    | 2580                                      | 180                    | 2225                                      | 150                    | 2090                                      | 82                     | 1690                                      | 68                     | 1575                                      | 56                     | 1465                                      |
| 16                | 20   | J5     | 100                    | 1710                                      | 68                     | 1485                                      | 47                     | 1290                                      | 33                     | 1185                                      | 22                     | 1055                                      | 22                     | 1055                                      |
|                   |      |        | 150                    | 1995                                      | 82                     | 1590                                      | 68                     | 1485                                      | 47                     | 1320                                      | 33                     | 1185                                      | 27                     | 1120                                      |
|                   |      |        |                        |   | 100                    | 1710                                      | 82                     | 1590                                      | 56                     | 1405                                      | 47                     | 1320                                      | 33                     | 1185                                      |
|                   |      |        | 180                    | 2125                                      | 120                    | 1830                                      | 100                    | 1710                                      | 68                     | 1525                                      | 56                     | 1420                                      | 39                     | 1195                                      |
| 16                | 25   | J6     | 220                    | 2320                                      | 150                    | 2020                                      | 120                    | 1855                                      | 68                     | 1525                                      | 56                     | 1420                                      | 47                     | 1330                                      |
|                   |      |        |                        |   | 180                    | 2155                                      |                        |   | 82                     | 1640                                      | 68                     | 1525                                      |                        |   |
| 16                | 31.5 | J7     | 270                    | 2640                                      | 220                    | 2450                                      | 150                    | 2135                                      | 100                    | 1865                                      | 82                     | 1730                                      | 56                     | 1500                                      |
|                   |      |        | 330                    | 3000                                      | 270                    | 2640                                      | 180                    | 2280                                      |                        |   |                        |   | 68                     | 1615                                      |
| 16                | 35.5 | J8     | 390                    | 3330                                      | -                      | -   | 220                    | 2530                                      | 120                    | 2000                                      | 100                    | 1875                                      | 82                     | 1740                                      |
| 16                | 40   | J9     | 470                    | 3775                                      | 330                    | 3120                                      | 270                    | 2805                                      | 150                    | 2300                                      | 120                    | 2110                                      | 82                     | 1835                                      |
|                   |      |        |                        |   |                        |   |                        |   |                        |   |                        |   | 100                    | 1975                                      |
| 18                | 20   | K5     | 220                    | 2235                                      | 150                    | 1950                                      | 120                    | 1790                                      | 68                     | 1485                                      | 39                     | 1205                                      | 47                     | 1295                                      |
|                   |      |        |                        |   | 180                    | 2080                                      |                        |   | 82                     | 1590                                      | 56                     | 1380                                      | 56                     | 1380                                      |
|                   |      |        |                        |   |                        |   |                        |   |                        |   | 68                     | 1485                                      | 68                     | 1485                                      |
| 18                | 25   | K6     | 270                    | 2540                                      | 220                    | 2380                                      | 150                    | 2055                                      | 100                    | 1840                                      | 82                     | 1710                                      | 68                     | 1595                                      |
|                   |      |        | 330                    | 2725                                      | 270                    | 2540                                      | 180                    | 2190                                      |                        |   |                        |   |                        |   |
| 18                | 31.5 | K7     | 390                    | 2985                                      | 330                    | 2865                                      | 220                    | 2445                                      | 120                    | 2035                                      | 100                    | 1905                                      | 82                     | 1765                                      |
|                   |      |        | 470                    | 3185                                      |                        |   |                        |   | 150                    | 2215                                      | 120                    | 2035                                      | 100                    | 1905                                      |
| 18                | 35.5 | K8     | -                      | -   | 390                    | 3095                                      | 270                    | 2730                                      | 180                    | 2450                                      | 150                    | 2300                                      | 120                    | 2110                                      |
| 18                | 40   | K9     | 560                    | 4070                                      | 470                    | 3465                                      | 330                    | 3085                                      | 220                    | 2720                                      | -                      | -   | 150                    | 2420                                      |
| 18                | 45   | KA     | 680                    | 4140                                      | 560                    | 3755                                      | -                      | -   | -                      | -   | 180                    | 2655                                      | -                      | -   |
| 18                | 50   | KB     | 820                    | 4595                                      | -                      | -   | 390                    | 3605                                      | 270                    | 3305                                      | 220                    | 3065                                      | 180                    | 2850                                      |
|                   |      |        |                        |   |                        |   | 470                    | 3840                                      |                        |   |                        |   |                        |   |
| 20                | 40   | L9     | 680                    | 3850                                      | 560                    | 3735                                      | 390                    | 3220                                      | -                      | -   | 180                    | 2550                                      | -                      | -   |
| 20                | 45   | LA     | 820                    | 4435                                      | 680                    | 4320                                      | 470                    | 3705                                      | 270                    | 3190                                      | 220                    | 2960                                      | 180                    | 2750                                      |
| 20                | 50   | LB     | 1000                   | 5115                                      | -                      | -   | 560                    | 4225                                      | 330                    | 3685                                      | -                      | -   | 220                    | 3175                                      |
| 22                | 40   | N9     | 820                    | 4270                                      | 680                    | 4160                                      | 470                    | 3570                                      | 270                    | 3070                                      | 220                    | 2850                                      | 180                    | 2650                                      |
| 22                | 45   | NA     | 1000                   | 4945                                      | -                      | -   | 560                    | 4085                                      | 330                    | 3560                                      | -                      | -   | 220                    | 3070                                      |
| 22                | 50   | NB     | -                      | -   | 820                    | 4995                                      | 680                    | 4695                                      | -                      | -   | 270                    | 3450                                      | 270                    | 3550                                      |

(Note) Rated ripple current : 105°C , 100kHz

## 125°C Use, Miniature, Low ESR Capacitors

GREEN CAP

Low ESR

125°C  
5000hours

Anti-cleaning solvent

- Smaller and low ESR than RK series.
- Guarantees 5000 hours at 125°C ( $\phi 8$  : 2000 hours)  
( $\phi 10$  , 63 to 100V 20 to 25L : 3000 hours)



Marking color : White print on a black sleeve

Miniaturized, Low ESR

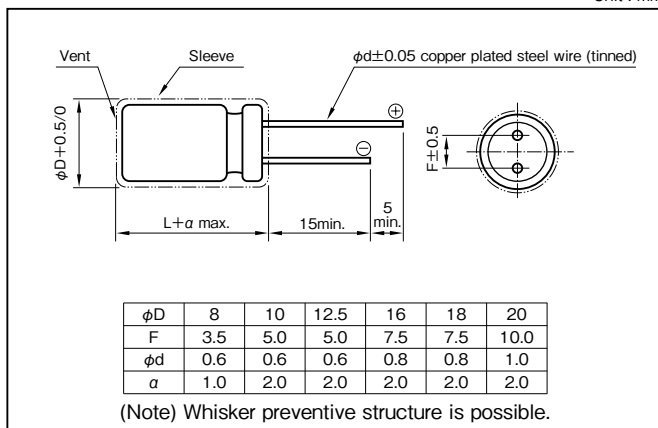


### Specifications

| Item  | Performance   |                   |   |                 |                                     |                                  |                              |                           |   |     |                        |               |      |      |      |      |      |      |      |
|---|---|-------------------|---|-----------------|-------------------------------------|----------------------------------|------------------------------|---------------------------|---|-----|------------------------|---------------|------|------|------|------|------|------|------|
| Category temperature range (°C)             | -40 to +125   |                   |   |                 |                                     |                                  |                              |                           |   |     |                        |               |      |      |      |      |      |      |      |
| Tolerance at rated capacitance (%)          | ±20 (20°C,120Hz)  |                   |   |                 |                                     |                                  |                              |                           |   |     |                        |               |      |      |      |      |      |      |      |
| Leakage current (μA) (max.)                 | 0.01CV or 3 whichever is larger (after 2 minutes) C : Rated capacitance (μF), V : Rated voltage (V) (20°C)  |                   |   |                 |                                     |                                  |                              |                           |   |     |                        |               |      |      |      |      |      |      |      |
| Tangent of loss angle (tanδ)                | <table border="1"> <thead> <tr> <th>Rated voltage (V)</th> <th>10</th> <th>16</th> <th>25</th> <th>35</th> <th>50</th> <th>63</th> <th>80</th> <th>100</th> </tr> </thead> <tbody> <tr> <td>tanδ (max.)</td> <td>0.20</td> <td>0.16</td> <td>0.14</td> <td>0.12</td> <td>0.10</td> <td>0.10</td> <td>0.08</td> <td>0.08</td> </tr> </tbody> </table> <p>0.02 is added to every 1000μF increase over 1000μF. (20°C,120Hz)</p>  | Rated voltage (V) | 10  | 16              | 25                                  | 35                               | 50                           | 63                        | 80  | 100 | tanδ (max.)            | 0.20          | 0.16 | 0.14 | 0.12 | 0.10 | 0.10 | 0.08 | 0.08 |
| Rated voltage (V)                           | 10  | 16                | 25  | 35              | 50                                  | 63                               | 80                           | 100                       |   |     |                        |               |      |      |      |      |      |      |      |
| tanδ (max.)                                 | 0.20  | 0.16              | 0.14  | 0.12            | 0.10                                | 0.10                             | 0.08                         | 0.08                      |   |     |                        |               |      |      |      |      |      |      |      |
| Characteristics at high and low temperature | <table border="1"> <thead> <tr> <th>Rated voltage (V)</th> <th>10</th> <th>16</th> <th>25</th> <th>35</th> <th>50</th> <th>63</th> <th>80</th> <th>100</th> </tr> </thead> <tbody> <tr> <td>Impedance ratio (max.)</td> <td>Z-40°C/Z+20°C</td> <td>4</td> <td>3</td> <td>3</td> <td>3</td> <td>3</td> <td>3</td> <td>3</td> </tr> </tbody> </table> <p>(120Hz)</p>  | Rated voltage (V) | 10  | 16              | 25                                  | 35                               | 50                           | 63                        | 80  | 100 | Impedance ratio (max.) | Z-40°C/Z+20°C | 4    | 3    | 3    | 3    | 3    | 3    | 3    |
| Rated voltage (V)                           | 10  | 16                | 25  | 35              | 50                                  | 63                               | 80                           | 100                       |   |     |                        |               |      |      |      |      |      |      |      |
| Impedance ratio (max.)                      | Z-40°C/Z+20°C   | 4                 | 3   | 3               | 3                                   | 3                                | 3                            | 3                         |   |     |                        |               |      |      |      |      |      |      |      |
| Endurance (125°C) (Applied ripple current)  | <table border="1"> <tbody> <tr> <td>Test time</td> <td>5000 hours (<math>\phi 8</math> : 2000 hours)<br/>(<math>\phi 10</math> , 63 to 100V 20 to 25L : 3000 hours)</td> </tr> <tr> <td>Leakage current</td> <td>The initial specified value or less</td> </tr> <tr> <td>Percentage of capacitance change</td> <td>Within ±30% of initial value</td> </tr> <tr> <td>Tangent of the loss angle</td> <td>300% or less of the initial specified value</td> </tr> </tbody> </table> | Test time         | 5000 hours ( $\phi 8$ : 2000 hours)<br>( $\phi 10$ , 63 to 100V 20 to 25L : 3000 hours) | Leakage current | The initial specified value or less | Percentage of capacitance change | Within ±30% of initial value | Tangent of the loss angle | 300% or less of the initial specified value |     |                        |               |      |      |      |      |      |      |      |
| Test time                                   | 5000 hours ( $\phi 8$ : 2000 hours)<br>( $\phi 10$ , 63 to 100V 20 to 25L : 3000 hours)   |                   |   |                 |                                     |                                  |                              |                           |   |     |                        |               |      |      |      |      |      |      |      |
| Leakage current                             | The initial specified value or less   |                   |   |                 |                                     |                                  |                              |                           |   |     |                        |               |      |      |      |      |      |      |      |
| Percentage of capacitance change            | Within ±30% of initial value  |                   |   |                 |                                     |                                  |                              |                           |   |     |                        |               |      |      |      |      |      |      |      |
| Tangent of the loss angle                   | 300% or less of the initial specified value   |                   |   |                 |                                     |                                  |                              |                           |   |     |                        |               |      |      |      |      |      |      |      |
| Shelf life (125°C)                          | Test time : 1000hours ; other items are same as the endurance. Voltage application treatment : According to JIS C5101-4 4.1   |                   |   |                 |                                     |                                  |                              |                           |   |     |                        |               |      |      |      |      |      |      |      |
| Applicable standards                        | JIS C5101-1, -4 (IEC 60384-1, -4)   |                   |   |                 |                                     |                                  |                              |                           |   |     |                        |               |      |      |      |      |      |      |      |

### Outline Drawing

Unit : mm



### Coefficient of Frequency for Rated Ripple Current

| Rated capacitance (μF) \ Frequency (Hz) | 50 · 60 | 120  | 1k   | 10k · 100k |
|---|---------|------|------|------------|
| 100 to 330                              | 0.55    | 0.65 | 0.85 | 1          |
| 390 to 1000                             | 0.70    | 0.75 | 0.90 | 1          |
| 1200 to 8200                            | 0.80    | 0.85 | 0.95 | 1          |

### Part numbering system (example : 10V1000μF)

|             |   |                      |   |                          |                              |               |   |   |                        |
|-------------|---|----------------------|---|--------------------------|------------------------------|---------------|---|---|------------------------|
| RKD         | — | 10                   | V | 102                      | M                            | H5            | # | — | □                      |
| Series code |   | Rated voltage symbol |   | Rated capacitance symbol | Capacitance tolerance symbol | Casing symbol |   |   | Taping(Forming) symbol |

If it is whisker preventive structure, should change “#” into “G”.

Standard Ratings

| Rated voltage (V)<br>Rated capacitance (µF)<br>Item | 10                  |               |                  |                                 | 16                  |               |                  |                                 | 25                  |               |                  |                                 | 35                  |               |                  |                                 |
|---|---------------------|---------------|------------------|---------------------------------|---------------------|---------------|------------------|---------------------------------|---------------------|---------------|------------------|---------------------------------|---------------------|---------------|------------------|---------------------------------|
|   | Case<br>φD × L (mm) | Casing symbol | ESR<br>( Ω max.) | Rated ripple current<br>(mArms) | Case<br>φD × L (mm) | Casing symbol | ESR<br>( Ω max.) | Rated ripple current<br>(mArms) | Case<br>φD × L (mm) | Casing symbol | ESR<br>( Ω max.) | Rated ripple current<br>(mArms) | Case<br>φD × L (mm) | Casing symbol | ESR<br>( Ω max.) | Rated ripple current<br>(mArms) |
| 100   | —                   | —             | —                | —                               | 8×12                | G3            | 0.153            | 501                             | 8×12                | G3            | 0.153            | 501                             | 8×12                | G3            | 0.153            | 501                             |
| 220   | 8×12                | G3            | 0.153            | 501                             | 8×12                | G3            | 0.153            | 501                             | 8×12                | G3            | 0.153            | 501                             | 10×12.5             | H3            | 0.098            | 732                             |
|   |                     |               |                  |                                 | 10×12.5             | H3            | 0.098            | 732                             | 10×12.5             | H3            | 0.098            | 732                             | 10×16               | H4            | 0.075            | 953                             |
| 330   | 8×12                | G3            | 0.153            | 501                             | 8×12                | G3            | 0.153            | 501                             | 10×12.5             | H3            | 0.098            | 732                             | 10×16               | H4            | 0.075            | 953                             |
|   | 10×12.5             | H3            | 0.098            | 732                             | 10×12.5             | H3            | 0.098            | 732                             | 10×16               | H4            | 0.075            | 953                             | 10×20               | H5            | 0.057            | 1140                            |
| 470   | 10×12.5             | H3            | 0.098            | 732                             | 10×16               | H4            | 0.075            | 953                             | 10×16               | H4            | 0.075            | 953                             | 10×20               | H5            | 0.057            | 1140                            |
|   |                     |               |                  |                                 |                     |               |                  |                                 | 10×20               | H5            | 0.057            | 1140                            | 12.5×20             | I5            | 0.040            | 1820                            |
| 1000  | 10×20               | H5            | 0.057            | 1140                            | 10×20               | H5            | 0.057            | 1140                            | 12.5×20             | I5            | 0.040            | 1820                            | 12.5×25             | I6            | 0.032            | 2400                            |
|   | 12.5×15             | I4            | 0.059            | 1380                            | 12.5×20             | I5            | 0.040            | 1820                            | 12.5×25             | I6            | 0.032            | 2400                            | 16×25               | J6            | 0.024            | 3100                            |
|   |                     |               |                  |                                 | 16×16               | J4            | 0.044            | 1930                            | 16×16               | J4            | 0.044            | 1930                            | 18×20               | K5            | 0.029            | 2490                            |
| 1200  | —                   | —             | —                | —                               | —                   | —             | —                | —                               | 12.5×20             | I5            | 0.040            | 1820                            | 12.5×30             | I7            | 0.029            | 2560                            |
|   |                     |               |                  |                                 |                     |               |                  |                                 |                     |               |                  | 16×20                           | J5                  | 0.032         | 2280             |                                 |
| 1500  | —                   | —             | —                | —                               | —                   | —             | —                | —                               | —                   | —             | —                | 12.5×35                         | I8                  | 0.023         | 2970             |                                 |
|   |                     |               |                  |                                 |                     |               |                  |                                 |                     |               |                  | 16×31.5                         | J7                  | 0.020         | 3160             |                                 |
|   |                     |               |                  |                                 |                     |               |                  |                                 |                     |               |                  | 18×25                           | K6                  | 0.022         | 3200             |                                 |
| 1800  | —                   | —             | —                | —                               | —                   | —             | —                | —                               | 12.5×25             | I6            | 0.032            | 2400                            | 12.5×40             | I9            | 0.020            | 3600                            |
|   |                     |               |                  |                                 |                     |               |                  |                                 | 16×20               | J5            | 0.032            | 2280                            | 16×25               | J6            | 0.024            | 3100                            |
| 2200  | 12.5×25             | I6            | 0.032            | 2400                            | 12.5×25             | I6            | 0.032            | 2400                            | 12.5×30             | I7            | 0.029            | 2560                            | 16×31.5             | J7            | 0.020            | 3160                            |
|   | 16×20               | J5            | 0.032            | 2280                            | 16×25               | J6            | 0.024            | 3100                            | 16×25               | J6            | 0.024            | 3100                            | 16×35.5             | J8            | 0.019            | 3590                            |
|   | 18×16               | K4            | 0.041            | 2170                            | 18×20               | K5            | 0.029            | 2490                            | 18×20               | K5            | 0.029            | 2490                            | 18×25               | K6            | 0.022            | 3200                            |
| 2700  | —                   | —             | —                | —                               | —                   | —             | —                | —                               | 12.5×35             | I8            | 0.023            | 2970                            | 16×35.5             | J8            | 0.019            | 3590                            |
|   |                     |               |                  |                                 |                     |               |                  |                                 | 16×25               | J6            | 0.024            | 3100                            | 18×31.5             | K7            | 0.018            | 3410                            |
|   |                     |               |                  |                                 |                     |               |                  |                                 | 18×20               | K5            | 0.029            | 2490                            | 20×25               | L6            | 0.022            | 3500                            |
| 3300  | 16×25               | J6            | 0.024            | 3100                            | 16×31.5             | J7            | 0.020            | 3160                            | 12.5×40             | I9            | 0.020            | 3600                            | 16×40               | J9            | 0.017            | 4300                            |
|   | 18×20               | K5            | 0.029            | 2490                            | 18×25               | K6            | 0.022            | 3200                            | 16×31.5             | J7            | 0.020            | 3160                            | 18×35.5             | K8            | 0.017            | 4200                            |
|   |                     |               |                  |                                 |                     |               |                  |                                 |                     |               |                  | 20×30                           | L7                  | 0.019         | 4000             |                                 |
| 3900  | —                   | —             | —                | —                               | —                   | —             | —                | —                               | 16×35.5             | J8            | 0.019            | 3590                            | —                   | —             | —                | —                               |
|   |                     |               |                  |                                 |                     |               |                  |                                 | 18×25               | K6            | 0.022            | 3200                            | —                   | —             | —                | —                               |
| 4700  | 16×31.5             | J7            | 0.020            | 3160                            | 16×35.5             | J8            | 0.019            | 3590                            | 18×35.5             | K8            | 0.017            | 4200                            | 18×40               | K9            | 0.016            | 4600                            |
|   | 18×25               | K6            | 0.022            | 3200                            | 18×31.5             | K7            | 0.018            | 3410                            | 20×25               | L6            | 0.022            | 3500                            | 20×35.5             | L8            | 0.016            | 4700                            |
| 5600  | —                   | —             | —                | —                               | —                   | —             | —                | —                               | 16×40               | J9            | 0.017            | 4300                            | 20×40               | L9            | 0.015            | 5100                            |
|   |                     |               |                  |                                 |                     |               |                  |                                 | 18×35.5             | K8            | 0.017            | 4200                            | —                   | —             | —                | —                               |
|   |                     |               |                  |                                 |                     |               |                  |                                 | 20×30               | L7            | 0.019            | 4000                            | —                   | —             | —                | —                               |
| 6800  | —                   | —             | —                | —                               | —                   | —             | —                | —                               | 18×40               | K9            | 0.016            | 4600                            | —                   | —             | —                | —                               |
|   |                     |               |                  |                                 |                     |               |                  |                                 | 20×35.5             | L8            | 0.016            | 4700                            | —                   | —             | —                | —                               |
| 8200  | —                   | —             | —                | —                               | —                   | —             | —                | —                               | 20×40               | L9            | 0.015            | 5100                            | —                   | —             | —                | —                               |

ALUMINUM

MINIATURE ALUMINUM

125°C

| Rated voltage (V)<br>Rated capacitance (µF)<br>Item | 50                  |               |                  |                                 | 63                  |               |                  |                                 | 80                  |               |                  |                                 | 100                 |               |                  |                                 |
|---|---------------------|---------------|------------------|---------------------------------|---------------------|---------------|------------------|---------------------------------|---------------------|---------------|------------------|---------------------------------|---------------------|---------------|------------------|---------------------------------|
|   | Case<br>φD × L (mm) | Casing symbol | ESR<br>( Ω max.) | Rated ripple current<br>(mArms) | Case<br>φD × L (mm) | Casing symbol | ESR<br>( Ω max.) | Rated ripple current<br>(mArms) | Case<br>φD × L (mm) | Casing symbol | ESR<br>( Ω max.) | Rated ripple current<br>(mArms) | Case<br>φD × L (mm) | Casing symbol | ESR<br>( Ω max.) | Rated ripple current<br>(mArms) |
| 220   | 10×20               | H5            | 0.081            | 960                             | —                   | —             | —                | —                               | —                   | —             | —                | —                               | 16×20               | J5            | 0.11             | 1580                            |
| 330   | —                   | —             | —                | —                               | —                   | —             | —                | —                               | 16×20               | J5            | 0.11             | 1790                            | 16×25               | J6            | 0.079            | 1690                            |
| 470   | 12.5×20             | I5            | 0.057            | 1500                            | 16×20               | J5            | 0.085            | 1790                            | 16×25               | J6            | 0.079            | 2030                            | 16×35.5             | J8            | 0.052            | 2500                            |
| 560   | —                   | —             | —                | —                               | —                   | —             | —                | —                               | 18×25               | K6            | 0.064            | 2280                            | 16×40               | J9            | 0.045            | 2700                            |
| 820   | 12.5×30             | I7            | 0.038            | 2150                            | 16×31.5             | J7            | 0.053            | 2330                            | 18×35.5             | K8            | 0.044            | 2890                            | 18×40               | K9            | 0.039            | 2880                            |
| 1000  | 16×25               | J6            | 0.031            | 2620                            | 16×35.5             | J8            | 0.044            | 2580                            | 18×40               | K9            | 0.039            | 3210                            | —                   | —             | —                | —                               |
| 1800  | 18×31.5             | K7            | 0.025            | 3140                            | 18×40               | K9            | 0.032            | 3210                            | —                   | —             | —                | —                               | —                   | —             | —                | —                               |
| 2200  | 18×35.5             | K8            | 0.022            | 3510                            | —                   | —             | —                | —                               | —                   | —             | —                | —                               | —                   | —             | —                | —                               |

(Note) Rated ripple current : 125°C , 100kHz ; ESR : 20°C , 100kHz

## 135°C Use, Miniature, Low ESR Capacitors

GREEN CAP

Low ESR


135°C  
3000hours

Anti-cleaning solvent

- High temperature guaranteed and low ESR series for automotive.
- Guarantees 3000 hours at 135°C. ( $\phi 10$  : 2000 hours)



High temperature



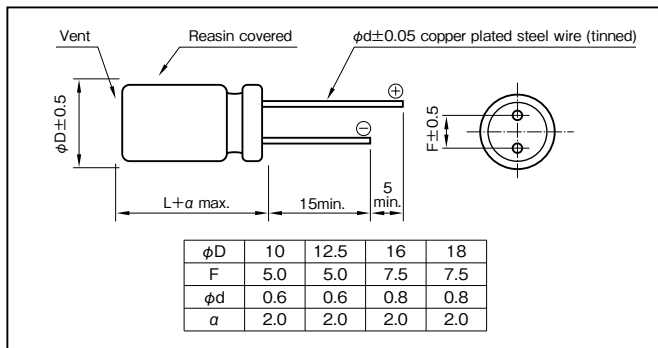
Marking color : Black print

### Specifications

| Item   | Performance   |   |      |      |      |      |      |      |      |
|--|---|---|------|------|------|------|------|------|------|
| Category temperature range (°C)  | -40 to +135   |   |      |      |      |      |      |      |      |
| Tolerance at rated capacitance (%)   | ±20 (20°C, 120Hz)   |   |      |      |      |      |      |      |      |
| Leakage current ( $\mu\text{A}$ ) (max.)   | 0.01CV or 3 whichever is larger (after 2 minutes) C : Rated capacitance ( $\mu\text{F}$ ), V : Rated voltage (V) (20°C)     |   |      |      |      |      |      |      |      |
| Tangent of loss angle ( $\tan\delta$ )   | Rated voltage (V)   | 10  | 16   | 25   | 35   | 50   | 63   | 80   | 100  |
|  | $\tan\delta$ (max.)   | 0.20  | 0.16 | 0.14 | 0.12 | 0.10 | 0.10 | 0.08 | 0.08 |
| 0.02 is added to every 1000 $\mu\text{F}$ increase over 1000 $\mu\text{F}$ . (20°C, 120Hz) |   |   |      |      |      |      |      |      |      |
| Characteristics at high and low temperature  | Rated voltage (V)   | 10  | 16   | 25   | 35   | 50   | 63   | 80   | 100  |
|  | Impedance ratio (max.) Z-40°C/Z+20°C  | 4   | 3    | 3    | 3    | 3    | 3    | 3    | 3    |
| (120Hz)  |   |   |      |      |      |      |      |      |      |
| Endurance (135°C) (Applied ripple current)   | Test time   | 3000 hours ( $\phi 10$ : 2000 hours)        |      |      |      |      |      |      |      |
|  | Leakage current   | The initial specified value or less         |      |      |      |      |      |      |      |
|  | Percentage of capacitance change  | Within $\pm 30\%$ of initial value          |      |      |      |      |      |      |      |
|  | Tangent of the loss angle   | 300% or less of the initial specified value |      |      |      |      |      |      |      |
| Shelf life (135°C)   | Test time : 1000hours ; other items are same as the endurance. Voltage application treatment : According to JIS C5101-4 4.1 |   |      |      |      |      |      |      |      |
| Applicable standards   | JIS C5101-1, -4 (IEC 60384-1, -4)   |   |      |      |      |      |      |      |      |

### Outline Drawing

Unit : mm



### Coefficient of Frequency for Rated Ripple Current

| Rated capacitance ( $\mu\text{F}$ ) \ Frequency (Hz) | 50 · 60 | 120  | 1k   | 10k · 100k |
|--|---------|------|------|------------|
| 220 to 330   | 0.55    | 0.65 | 0.85 | 1          |
| 470 to 1000  | 0.70    | 0.75 | 0.90 | 1          |
| 1200 to 6800   | 0.80    | 0.85 | 0.95 | 1          |

### Part numbering system (example : 10V1000 $\mu\text{F}$ )

|             |   |                      |   |                          |                              |               |   |   |                       |
|-------------|---|----------------------|---|--------------------------|------------------------------|---------------|---|---|-----------------------|
| RKB         | — | 10                   | V | 102                      | M                            | H5            | # | — |                       |
| Series code |   | Rated voltage symbol |   | Rated capacitance symbol | Capacitance tolerance symbol | Casing symbol |   |   | Taping/Forming symbol |

Standard Ratings

| Rated voltage (V)<br>Rated capacitance (μF) | Item    | 10                  |                  |                 |                                    | 16                  |                  |                 |                                    | 25                  |                  |                 |                                    | 35                  |                  |                 |                                    |    |       |      |
|---|---------|---------------------|------------------|-----------------|------------------------------------|---------------------|------------------|-----------------|------------------------------------|---------------------|------------------|-----------------|------------------------------------|---------------------|------------------|-----------------|------------------------------------|----|-------|------|
|   |         | Case<br>φD × L (mm) | Casing<br>symbol | ESR<br>(Ω max.) | Rated ripple<br>current<br>(mArms) | Case<br>φD × L (mm) | Casing<br>symbol | ESR<br>(Ω max.) | Rated ripple<br>current<br>(mArms) | Case<br>φD × L (mm) | Casing<br>symbol | ESR<br>(Ω max.) | Rated ripple<br>current<br>(mArms) | Case<br>φD × L (mm) | Casing<br>symbol | ESR<br>(Ω max.) | Rated ripple<br>current<br>(mArms) |    |       |      |
| 220   | —       | —                   | —                | —               | 10×12.5                            | H3                  | 0.098            | 725             | 10×12.5                            | H3                  | 0.098            | 725             | 10×12.5                            | H3                  | 0.098            | 725             | 10×16                              | H4 | 0.075 | 951  |
| 330   | 10×12.5 | H3                  | 0.098            | 725             | 10×12.5                            | H3                  | 0.098            | 725             | 10×12.5                            | H3                  | 0.098            | 725             | 10×16                              | H4                  | 0.075            | 951             | 10×20                              | H5 | 0.057 | 1130 |
| 470   | 10×12.5 | H3                  | 0.098            | 725             | 10×16                              | H4                  | 0.075            | 951             | 10×16                              | H4                  | 0.075            | 951             | 10×20                              | H5                  | 0.057            | 1130            | 10×20                              | H5 | 0.057 | 1130 |
| 1000  | 10×20   | H5                  | 0.057            | 1130            | 10×20                              | H5                  | 0.057            | 1130            | 12.5×20                            | I5                  | 0.040            | 1550            | 12.5×20                            | I5                  | 0.040            | 1550            | 12.5×25                            | I6 | 0.032 | 1880 |
|   | 12.5×15 | I4                  | 0.059            | 1130            | 12.5×20                            | I5                  | 0.040            | 1550            | 12.5×25                            | I6                  | 0.032            | 1880            | 12.5×25                            | I6                  | 0.032            | 1880            | 12.5×30                            | I7 | 0.029 | 2160 |
| 1200  | —       | —                   | —                | —               | —                                  | —                   | —                | —               | 12.5×20                            | I5                  | 0.040            | 1550            | 16×20                              | J5                  | 0.032            | 2020            | 16×20                              | J5 | 0.032 | 2020 |
| 1500  | —       | —                   | —                | —               | —                                  | —                   | —                | —               | —                                  | —                   | —                | —               | 12.5×35                            | I8                  | 0.023            | 2580            | 12.5×35                            | I8 | 0.023 | 2580 |
| 1800  | —       | —                   | —                | —               | —                                  | —                   | —                | —               | 12.5×25                            | I6                  | 0.032            | 1880            | 12.5×40                            | I9                  | 0.020            | 2920            | 12.5×40                            | I9 | 0.020 | 2920 |
|   | —       | —                   | —                | —               | —                                  | —                   | —                | —               | 16×20                              | J5                  | 0.032            | 2020            | 16×25                              | J6                  | 0.024            | 2550            | 16×25                              | J6 | 0.024 | 2550 |
| 2200  | 12.5×25 | I6                  | 0.032            | 1880            | 12.5×25                            | I6                  | 0.032            | 1880            | 12.5×30                            | I7                  | 0.029            | 2160            | 16×31.5                            | J7                  | 0.020            | 3040            | 16×31.5                            | J7 | 0.020 | 3040 |
|   | 16×20   | J5                  | 0.032            | 2020            | 16×25                              | J6                  | 0.024            | 2550            | 16×25                              | J6                  | 0.024            | 2550            | 16×35.5                            | J8                  | 0.019            | 3280            | 16×35.5                            | J8 | 0.019 | 3280 |
| 2700  | —       | —                   | —                | —               | —                                  | —                   | —                | —               | 12.5×35                            | I8                  | 0.023            | 2580            | 16×35.5                            | J8                  | 0.019            | 3280            | 16×35.5                            | J8 | 0.019 | 3280 |
|   | —       | —                   | —                | —               | —                                  | —                   | —                | —               | 16×25                              | J6                  | 0.024            | 2550            | 18×31.5                            | K7                  | 0.018            | 3410            | 18×31.5                            | K7 | 0.018 | 3410 |
| 3300  | 16×25   | J6                  | 0.024            | 2550            | 16×31.5                            | J7                  | 0.020            | 3040            | 12.5×40                            | I9                  | 0.020            | 2920            | 16×40                              | J9                  | 0.017            | 3630            | 16×40                              | J9 | 0.017 | 3630 |
|   | 18×20   | K5                  | 0.029            | 2320            | 18×25                              | K6                  | 0.022            | 2880            | 16×31.5                            | J7                  | 0.020            | 3040            | 18×35.5                            | K8                  | 0.017            | 3710            | 18×35.5                            | K8 | 0.017 | 3710 |
| 4700  | 16×31.5 | J7                  | 0.020            | 3040            | 16×35.5                            | J8                  | 0.019            | 3280            | 16×35.5                            | J8                  | 0.019            | 3280            | 18×40                              | K9                  | 0.016            | 4000            | 18×40                              | K9 | 0.016 | 4000 |
|   | 18×25   | K6                  | 0.022            | 2880            | 18×31.5                            | K7                  | 0.018            | 3410            | 18×31.5                            | K7                  | 0.018            | 3410            | —                                  | —                   | —                | —               | —                                  | —  | —     | —    |
| 5600  | —       | —                   | —                | —               | —                                  | —                   | —                | —               | 16×40                              | J9                  | 0.017            | 3630            | —                                  | —                   | —                | —               | —                                  | —  | —     | —    |
| 6800  | —       | —                   | —                | —               | —                                  | —                   | —                | —               | 18×40                              | K9                  | 0.016            | 4000            | —                                  | —                   | —                | —               | —                                  | —  | —     | —    |

ALUMINUM

| Rated voltage (V)<br>Rated capacitance (μF) | Item    | 50                  |                  |                 |                                    | 63                  |                  |                 |                                    | 80                  |                  |                 |                                    | 100                 |                  |                 |                                    |
|---|---------|---------------------|------------------|-----------------|------------------------------------|---------------------|------------------|-----------------|------------------------------------|---------------------|------------------|-----------------|------------------------------------|---------------------|------------------|-----------------|------------------------------------|
|   |         | Case<br>φD × L (mm) | Casing<br>symbol | ESR<br>(Ω max.) | Rated ripple<br>current<br>(mArms) | Case<br>φD × L (mm) | Casing<br>symbol | ESR<br>(Ω max.) | Rated ripple<br>current<br>(mArms) | Case<br>φD × L (mm) | Casing<br>symbol | ESR<br>(Ω max.) | Rated ripple<br>current<br>(mArms) | Case<br>φD × L (mm) | Casing<br>symbol | ESR<br>(Ω max.) | Rated ripple<br>current<br>(mArms) |
| 220   | 10×20   | H5                  | 0.098            | 930             | —                                  | —                   | —                | —               | —                                  | —                   | —                | —               | 16×20                              | J5                  | 0.131            | 1070            |                                    |
| 330   | —       | —                   | —                | —               | —                                  | —                   | —                | —               | —                                  | 16×20               | J5               | 0.131           | 1070                               | 16×25               | J6               | 0.097           | 1350                               |
| 470   | 12.5×20 | I5                  | 0.070            | 1170            | 16×20                              | J5                  | 0.099            | 1230            | 16×25                              | J6                  | 0.097            | 1350            | 16×35.5                            | J8                  | 0.077            | 1740            |                                    |
| 560   | —       | —                   | —                | —               | —                                  | —                   | —                | —               | 18×25                              | K6                  | 0.088            | 1530            | 16×40                              | J9                  | 0.069            | 1940            |                                    |
| 820   | 12.5×30 | I7                  | 0.047            | 1680            | 16×31.5                            | J7                  | 0.062            | 1850            | 18×35.5                            | K8                  | 0.069            | 1980            | 18×40                              | K9                  | 0.066            | 2120            |                                    |
| 1000  | 16×25   | J6                  | 0.039            | 1990            | 16×35.5                            | J8                  | 0.058            | 2010            | 18×40                              | K9                  | 0.066            | 2120            | —                                  | —                   | —                | —               |                                    |
| 1800  | 18×31.5 | K7                  | 0.030            | 2670            | 18×40                              | K9                  | 0.053            | 2350            | —                                  | —                   | —                | —               | —                                  | —                   | —                | —               |                                    |
| 2200  | 18×35.5 | K8                  | 0.028            | 2900            | —                                  | —                   | —                | —               | —                                  | —                   | —                | —               | —                                  | —                   | —                | —               |                                    |

MINIATURE ALUMINUM 135°C

(Note) Rated ripple current : 135°C , 100kHz ; ESR : 20°C , 100kHz

## 135°C Use, High CV, Low ESR Capacitors

GREEN CAP

Low ESR

135°C 3000hours

Anti-cleaning solvent

- High temperature guaranteed for automotive.
- Guaranteed 3000 hours at 135°C. (63V to 100V : 2000 hours)
- High CV, high ripple current.
- For ECU of Direct injection engine, ESP etc.



High CV  
High ripple



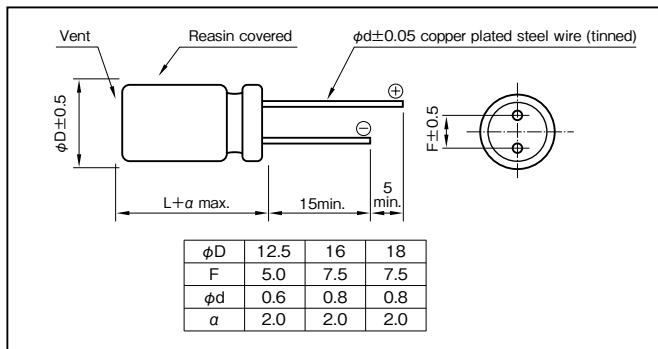
Marking color : Black print

### Specifications

| Item  | Performance   |   |      |      |      |      |      |
|---|---|---|------|------|------|------|------|
| Category temperature range (°C)                                   | -40 to +135   |   |      |      |      |      |      |
| Tolerance at rated capacitance (%)                                | ±20 (20°C, 120Hz)   |   |      |      |      |      |      |
| Leakage current (μA) (max.)                                       | 0.01CV or 3 whichever is larger (after 2 minutes) C : Rated capacitance (μF), V : Rated voltage (V) (20°C)                  |   |      |      |      |      |      |
| Tangent of loss angle (tanδ)                                      | Rated voltage (V)   | 25  | 35   | 50   | 63   | 80   | 100  |
|   | tanδ (max.)   | 0.14  | 0.12 | 0.10 | 0.10 | 0.08 | 0.08 |
| 0.02 is added to every 1000μF increase over 1000μF. (20°C, 120Hz) |   |   |      |      |      |      |      |
| Characteristics at high and low temperature                       | Rated voltage (V)   | 25  | 35   | 50   | 63   | 80   | 100  |
|   | Impedance ratio (max.) Z-40°C/Z+20°C  | 3   | 3    | 3    | 3    | 3    | 3    |
| (120Hz)   |   |   |      |      |      |      |      |
| Endurance 1 (135°C) (Applied ripple current)                      | Test time   | 3000 hours (63V to 100V : 2000 hours)       |      |      |      |      |      |
|   | Leakage current   | The initial specified value or less         |      |      |      |      |      |
|   | Percentage of capacitance change  | Within ±30% of initial value                |      |      |      |      |      |
|   | Tangent of the loss angle   | 300% or less of the initial specified value |      |      |      |      |      |
| Endurance 2 (135°C) (Applied ripple current)                      | Test time   | 3000 hours (63V to 100V : 2000 hours)       |      |      |      |      |      |
|   | Leakage current   | The initial specified value or less         |      |      |      |      |      |
|   | Percentage of capacitance change  | Within ±30% of initial value                |      |      |      |      |      |
|   | Tangent of the loss angle   | 300% or less of the initial specified value |      |      |      |      |      |
| Shelf life (135°C)  | Test time : 1000hours ; other items are same as the endurance. Voltage application treatment : According to JIS C5101-4 4.1 |   |      |      |      |      |      |
| Applicable standards  | JIS C5101-1, -4 (IEC 60384-1, -4)   |   |      |      |      |      |      |

### Outline Drawing

Unit : mm



### Coefficient of Frequency for Rated Ripple Current

| Rated capacitance (μF) | 50 · 60 | 120  | 1k   | 10k · 100k |
|------------------------|---------|------|------|------------|
| 160 to 360             | 0.55    | 0.65 | 0.85 | 1          |
| 390 to 1000            | 0.70    | 0.75 | 0.90 | 1          |
| 1100 to 12000          | 0.80    | 0.85 | 0.95 | 1          |

### Part numbering system (example : 25V2000μF)

|             |   |                      |   |                          |                              |               |   |   |                        |
|-------------|---|----------------------|---|--------------------------|------------------------------|---------------|---|---|------------------------|
| RKC         | — | 25                   | V | 202                      | M                            | 15            | # | — | □                      |
| Series code |   | Rated voltage symbol |   | Rated capacitance symbol | Capacitance tolerance symbol | Casing symbol |   |   | Taping(Forming) symbol |

Standard Ratings

| Rated voltage (V) | Item      | 25                  |                  |                          |       |   |           | 35                  |                  |                          |       |   |           | 50                  |                  |                          |       |   |       |
|-------------------|-----------|---------------------|------------------|--------------------------|-------|---|-----------|---------------------|------------------|--------------------------|-------|---|-----------|---------------------|------------------|--------------------------|-------|---|-------|
|                   |           | Case<br>φD × L (mm) | Casing<br>symbol | ESR<br>(Ω max. / 100kHz) |       | Rated ripple current<br>(mA rms / 100kHz) |           | Case<br>φD × L (mm) | Casing<br>symbol | ESR<br>(Ω max. / 100kHz) |       | Rated ripple current<br>(mA rms / 100kHz) |           | Case<br>φD × L (mm) | Casing<br>symbol | ESR<br>(Ω max. / 100kHz) |       | Rated ripple current<br>(mA rms / 100kHz) |       |
|                   |           |                     |                  | 20°C                     | -40°C | 135°C                                     | 125°C     |                     |                  | 20°C                     | -40°C | 135°C                                     | 125°C     |                     |                  | 20°C                     | -40°C | 135°C                                     | 125°C |
| 620               | —         | —                   | —                | —                        | —     | —   | —         | —                   | —                | —                        | —     | —   | 12.5 × 20 | I5                  | 0.073            | 0.88                     | 1470  | 2400                                      |       |
| 820               | —         | —                   | —                | —                        | —     | —   | —         | —                   | —                | —                        | —     | —   | 12.5 × 25 | I6                  | 0.058            | 0.67                     | 2260  | 3350                                      |       |
| 1000              | —         | —                   | —                | —                        | —     | —   | —         | —                   | —                | —                        | —     | —   | 16 × 20   | J5                  | 0.050            | 0.55                     | 1870  | 2960                                      |       |
| 1100              | —         | —                   | —                | —                        | —     | —   | —         | —                   | —                | —                        | —     | —   | 12.5 × 30 | I7                  | 0.048            | 0.52                     | 2520  | 4220                                      |       |
| 1300              | —         | —                   | —                | —                        | —     | —   | 12.5 × 20 | I5                  | 0.042            | 0.48                     | 1690  | 2760                                      | 12.5 × 35 | I8                  | 0.042            | 0.44                     | 2780  | 4810                                      |       |
|                   |           |                     |                  |                          |       |   |           |                     |                  |                          |       |   | 16 × 25   | J6                  | 0.042            | 0.44                     | 2500  | 4040                                      |       |
|                   |           |                     |                  |                          |       |   |           |                     |                  |                          |       |   | 18 × 20   | K5                  | 0.042            | 0.44                     | 2110  | 3130                                      |       |
| 1600              | —         | —                   | —                | —                        | —     | —   | —         | —                   | —                | —                        | —     | —   | 12.5 × 40 | I9                  | 0.037            | 0.36                     | 3020  | 5240                                      |       |
|                   |           |                     |                  |                          |       |   |           |                     |                  |                          |       |   | 16 × 31.5 | J7                  | 0.035            | 0.36                     | 2960  | 5130                                      |       |
| 1800              | —         | —                   | —                | —                        | —     | —   | 12.5 × 25 | I6                  | 0.033            | 0.30                     | 2010  | 3480                                      | 18 × 25   | K6                  | 0.033            | 0.32                     | 2530  | 4230                                      |       |
| 2000              | 12.5 × 20 | I5                  | 0.042            | 0.48                     | 1690  | 2760                                      | 16 × 20   | J5                  | 0.035            | 0.27                     | 2160  | 3040                                      | —         | —                   | —                | —                        | —     | —   |       |
| 2200              | —         | —                   | —                | —                        | —     | —   | 12.5 × 30 | I7                  | 0.028            | 0.24                     | 2900  | 4490                                      | 16 × 35.5 | J8                  | 0.029            | 0.27                     | 3160  | 5480                                      |       |
| 2400              | —         | —                   | —                | —                        | —     | —   | 18 × 20   | K5                  | 0.034            | 0.22                     | 2320  | 3250                                      | 18 × 31.5 | K7                  | 0.028            | 0.25                     | 3020  | 5240                                      |       |
| 2700              | —         | —                   | —                | —                        | —     | —   | 12.5 × 35 | I8                  | 0.025            | 0.21                     | 3190  | 5140                                      | 16 × 40   | J9                  | 0.025            | 0.22                     | 3420  | 5930                                      |       |
| 3000              | 12.5 × 25 | I6                  | 0.033            | 0.30                     | 2010  | 3480                                      | 16 × 25   | J6                  | 0.028            | 0.22                     | 2870  | 4260                                      | 18 × 35.5 | K8                  | 0.024            | 0.20                     | 3390  | 5870                                      |       |
| 3300              | 16 × 20   | J5                  | 0.035            | 0.27                     | 2160  | 3040                                      | 12.5 × 40 | I9                  | 0.024            | 0.19                     | 3470  | 5810                                      | —         | —                   | —                | —                        | —     | —   |       |
| 3600              | 12.5 × 30 | I7                  | 0.028            | 0.24                     | 2900  | 4490                                      | 16 × 31.5 | J7                  | 0.023            | 0.18                     | 3400  | 5480                                      | 18 × 40   | K9                  | 0.023            | 0.16                     | 3700  | 6420                                      |       |
| 3900              | —         | —                   | —                | —                        | —     | —   | 18 × 25   | K6                  | 0.027            | 0.19                     | 2900  | 4500                                      | —         | —                   | —                | —                        | —     | —   |       |
| 4300              | 18 × 20   | K5                  | 0.034            | 0.22                     | 2320  | 3250                                      | 16 × 35.5 | J8                  | 0.020            | 0.14                     | 3630  | 6070                                      | —         | —                   | —                | —                        | —     | —   |       |
| 4700              | 12.5 × 35 | I8                  | 0.025            | 0.21                     | 3190  | 5140                                      | 18 × 31.5 | K7                  | 0.022            | 0.16                     | 3470  | 5600                                      | —         | —                   | —                | —                        | —     | —   |       |
|                   | 16 × 25   | J6                  | 0.028            | 0.22                     | 2870  | 4260                                      |           |                     |                  |                          |       |   | —         | —                   | —                | —                        | —     | —   |       |
| 5100              | 12.5 × 40 | I9                  | 0.024            | 0.19                     | 3470  | 5810                                      | —         | —                   | —                | —                        | —     | —   | —         | —                   | —                | —                        | —     |   |       |
| 5600              | 16 × 31.5 | J7                  | 0.023            | 0.18                     | 3400  | 5480                                      | 16 × 40   | J9                  | 0.019            | 0.12                     | 3930  | 6810                                      | —         | —                   | —                | —                        | —     | —   |       |
| 6200              | —         | —                   | —                | —                        | —     | —   | 18 × 35.5 | K8                  | 0.019            | 0.12                     | 3750  | 6280                                      | —         | —                   | —                | —                        | —     | —   |       |
| 7500              | 16 × 35.5 | J8                  | 0.020            | 0.14                     | 3630  | 6070                                      | 18 × 40   | K9                  | 0.018            | 0.10                     | 4080  | 7070                                      | —         | —                   | —                | —                        | —     | —   |       |
|                   | 18 × 31.5 | K7                  | 0.022            | 0.16                     | 3470  | 5600                                      |           |                     |                  |                          |       |   | —         | —                   | —                | —                        | —     | —   |       |
| 9100              | 16 × 40   | J9                  | 0.019            | 0.12                     | 3930  | 6810                                      | —         | —                   | —                | —                        | —     | —   | —         | —                   | —                | —                        | —     |   |       |
| 10000             | 18 × 35.5 | K8                  | 0.019            | 0.12                     | 3750  | 6280                                      | —         | —                   | —                | —                        | —     | —   | —         | —                   | —                | —                        | —     |   |       |
| 12000             | 18 × 40   | K9                  | 0.018            | 0.10                     | 4080  | 7070                                      | —         | —                   | —                | —                        | —     | —   | —         | —                   | —                | —                        | —     |   |       |

ALUMINUM

MINIATURE  
ALUMINUM

| Rated voltage (V) | Item      | 63                  |                  |                          |       |   |           | 80                  |                  |                          |       |   |           | 100                 |                  |                          |       |   |       |
|-------------------|-----------|---------------------|------------------|--------------------------|-------|---|-----------|---------------------|------------------|--------------------------|-------|---|-----------|---------------------|------------------|--------------------------|-------|---|-------|
|                   |           | Case<br>φD × L (mm) | Casing<br>symbol | ESR<br>(Ω max. / 100kHz) |       | Rated ripple current<br>(mA rms / 100kHz) |           | Case<br>φD × L (mm) | Casing<br>symbol | ESR<br>(Ω max. / 100kHz) |       | Rated ripple current<br>(mA rms / 100kHz) |           | Case<br>φD × L (mm) | Casing<br>symbol | ESR<br>(Ω max. / 100kHz) |       | Rated ripple current<br>(mA rms / 100kHz) |       |
|                   |           |                     |                  | 20°C                     | -40°C | 135°C                                     | 125°C     |                     |                  | 20°C                     | -40°C | 135°C                                     | 125°C     |                     |                  | 20°C                     | -40°C | 135°C                                     | 125°C |
| 160               | —         | —                   | —                | —                        | —     | —   | —         | —                   | —                | —                        | —     | —   | 12.5 × 20 | I5                  | 0.090            | 0.75                     | 1410  | 1580                                      |       |
| 220               | —         | —                   | —                | —                        | —     | —   | —         | —                   | —                | —                        | —     | —   | 12.5 × 25 | I6                  | 0.068            | 0.55                     | 1960  | 2140                                      |       |
| 270               | —         | —                   | —                | —                        | —     | —   | 12.5 × 20 | I5                  | 0.072            | 0.56                     | 1420  | 1640                                      | 16 × 20   | J5                  | 0.067            | 0.47                     | 1670  | 2050                                      |       |
| 300               | —         | —                   | —                | —                        | —     | —   | —         | —                   | —                | —                        | —     | —   | 12.5 × 30 | I7                  | 0.052            | 0.41                     | 2330  | 2950                                      |       |
| 360               | —         | —                   | —                | —                        | —     | —   | —         | —                   | —                | —                        | —     | —   | 12.5 × 35 | I8                  | 0.045            | 0.35                     | 2630  | 3530                                      |       |
|                   |           |                     |                  |                          |       |   |           |                     |                  |                          |       |   | 18 × 20   | K5                  | 0.061            | 0.35                     | 1860  | 2270                                      |       |
| 390               | 12.5 × 20 | I5                  | 0.072            | 0.56                     | 1420  | 1640                                      | 12.5 × 25 | I6                  | 0.052            | 0.39                     | 2050  | 2520                                      | 16 × 25   | J6                  | 0.048            | 0.33                     | 2360  | 2790                                      |       |
| 430               | —         | —                   | —                | —                        | —     | —   | —         | —                   | —                | —                        | —     | —   | 12.5 × 40 | I9                  | 0.038            | 0.29                     | 2920  | 4140                                      |       |
| 470               | —         | —                   | —                | —                        | —     | —   | 16 × 20   | J5                  | 0.053            | 0.34                     | 1910  | 2140                                      | 16 × 31.5 | J7                  | 0.041            | 0.27                     | 2720  | 3440                                      |       |
| 510               | —         | —                   | —                | —                        | —     | —   | 12.5 × 30 | I7                  | 0.042            | 0.30                     | 2630  | 3110                                      | 18 × 25   | K6                  | 0.045            | 0.25                     | 2470  | 2920                                      |       |
| 560               | 12.5 × 25 | I6                  | 0.052            | 0.39                     | 2050  | 2520                                      | —         | —                   | —                | —                        | —     | —   | 16 × 35.5 | J8                  | 0.036            | 0.23                     | 2960  | 4190                                      |       |
| 620               | —         | —                   | —                | —                        | —     | —   | 12.5 × 35 | I8                  | 0.035            | 0.25                     | 2970  | 3760                                      | 18 × 31.5 | K7                  | 0.037            | 0.2                      | 2920  | 3920                                      |       |
|                   |           |                     |                  |                          |       |   | 18 × 20   | K5                  | 0.044            | 0.26                     | 2100  | 2350                                      |           |                     |                  |                          |       |   |       |
| 680               | 16 × 20   | J5                  | 0.053            | 0.34                     | 1910  | 2140                                      | 16 × 25   | J6                  | 0.038            | 0.23                     | 2680  | 2940                                      | —         | —                   | —                | —                        | —     | —   |       |
| 750               | 12.5 × 30 | I7                  | 0.042            | 0.30                     | 2630  | 3110                                      | 12.5 × 40 | I9                  | 0.031            | 0.22                     | 3260  | 4610                                      | 16 × 40   | J9                  | 0.028            | 0.18                     | 3380  | 5020                                      |       |
|                   |           |                     |                  |                          |       |   | 16 × 31.5 | J7                  | 0.034            | 0.20                     | 3050  | 3860                                      |           |                     |                  |                          |       |   |       |
| 820               | —         | —                   | —                | —                        | —     | —   | 18 × 25   | K6                  | 0.033            | 0.19                     | 2810  | 3080                                      | 18 × 35.5 | K8                  | 0.030            | 0.16                     | 3330  | 4710                                      |       |
| 910               | 12.5 × 35 | I8                  | 0.035            | 0.25                     | 2970  | 3760                                      | —         | —                   | —                | —                        | —     | —   | 18 × 40   | K9                  | 0.026            | 0.14                     | 3560  | 5280                                      |       |
|                   | 18 × 20   | K5                  | 0.044            | 0.26                     | 2100  | 2350                                      |           |                     |                  |                          |       |   |           |                     |                  |                          |       |   |       |
| 1000              | 16 × 25   | J6                  | 0.038            | 0.23                     | 2680  | 2940                                      | 16 × 35.5 | J8                  | 0.027            | 0.15                     | 3420  | 4590                                      | —         | —                   | —                | —                        | —     | —   |       |
| 1100              | 12.5 × 40 | I9                  | 0.031            | 0.22                     | 3260  | 4610                                      | 18 × 31.5 | K7                  | 0.028            | 0.15                     | 3220  | 4080                                      | —         | —                   | —                | —                        | —     | —   |       |
| 1200              | 16 × 31.5 | J7                  | 0.034            | 0.20                     | 3050  | 3860                                      | —         | —                   | —                | —                        | —     | —   | —         | —                   | —                | —                        | —     | —   |       |
| 1300              | 18 × 25   | K6                  | 0.033            | 0.19                     | 2810  | 3080                                      | 16 × 40   | J9                  | 0.025            | 0.14                     | 3670  | 5190                                      | —         | —                   | —                | —                        | —     | —   |       |
|                   |           |                     |                  |                          |       |   | 18 × 35.5 | K8                  | 0.022            | 0.12                     | 3690  | 5220                                      |           |                     |                  |                          |       |   |       |
| 1600              | 16 × 35.5 | J8                  | 0.027            | 0.15                     | 3420  | 4590                                      | 18 × 40   | K9                  | 0.021            | 0.11                     | 3820  | 5660                                      | —         | —                   | —                | —                        | —     | —   |       |
|                   | 18 × 31.5 | K7                  | 0.028            | 0.15                     | 3220  | 4080                                      |           |                     |                  |                          |       |   |           |                     |                  |                          |       |   |       |
| 1800              | 16 × 40   | J9                  | 0.025            | 0.14                     | 3670  | 5190                                      | —         | —                   | —                | —                        | —     | —   | —         | —                   | —                | —                        | —     | —   |       |
| 2200              | 18 × 35.5 | K8                  | 0.022            | 0.12                     | 3690  | 5220                                      | —         | —                   | —                | —                        | —     | —   | —         | —                   | —                | —                        | —     | —   |       |
| 2400              | 18 × 40   | K9                  | 0.021            | 0.11                     | 3820  | 5660                                      | —         | —                   | —                | —                        | —     | —   | —         | —                   | —                | —                        | —     | —   |       |

135°C

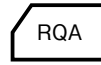
NOTE : Design, Specifications are subject to change without notice.  
 It is recommended that you shall obtain technical specifications  
 from ELNA to ensure that the component is suitable for your use.




## 150°C Miniature Capacitors

GREEN CAP Low Impedance 150°C 1000hours Anti-cleaning solvent

- 150°C, High temperature guaranteed.
- Guarantees 1000 hours at 150°C.



High temperature



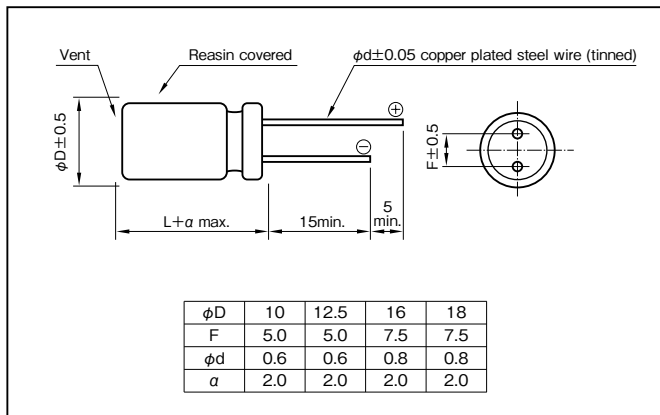
Marking color : Black print

### Specifications

| Item  | Performance   |   |      |      |      |      |      |
|---|---|---|------|------|------|------|------|
| Category temperature range (°C)                                   | -40 to +150   |   |      |      |      |      |      |
| Tolerance at rated capacitance (%)                                | ±20 (20°C, 120Hz)   |   |      |      |      |      |      |
| Leakage current (μA) (max.)                                       | 0.01CV or 3 whichever is larger (after 2 minutes) C : Rated capacitance (μF), V : Rated voltage (V) (20°C)                  |   |      |      |      |      |      |
| Tangent of loss angle (tanδ)                                      | Rated voltage (V)   | 10  | 16   | 25   | 35   | 50   | 63   |
|   | tanδ (max.)   | 0.20  | 0.16 | 0.14 | 0.12 | 0.10 | 0.10 |
| 0.02 is added to every 1000μF increase over 1000μF. (20°C, 120Hz) |   |   |      |      |      |      |      |
| Characteristics at high and low temperature                       | Rated voltage (V)   | 10  | 16   | 25   | 35   | 50   | 63   |
|   | Impedance ratio (max.)  | Z-40°C/Z+20°C                               | 4    | 3    | 3    | 3    | 3    |
| (120Hz)   |   |   |      |      |      |      |      |
| Endurance (150°C) (Applied ripple current)                        | Test time   | 1000 hours                                  |      |      |      |      |      |
|   | Leakage current   | The initial specified value or less         |      |      |      |      |      |
|   | Percentage of capacitance change  | Within ±30% of initial value                |      |      |      |      |      |
|   | Tangent of the loss angle   | 300% or less of the initial specified value |      |      |      |      |      |
| Shelf life (150°C)  | Test time : 1000hours ; other items are same as the endurance. Voltage application treatment : According to JIS C5101-4 4.1 |   |      |      |      |      |      |
| Applicable standards  | JIS C5101-1, -4 (IEC 60384-1, -4)   |   |      |      |      |      |      |

### Outline Drawing

Unit : mm



### Coefficient of Frequency for Rated Ripple Current

| Rated capacitance (μF) | Frequency (Hz) |      |      |            |
|------------------------|----------------|------|------|------------|
|                        | 50 · 60        | 120  | 1k   | 10k · 100k |
| 220 to 330             | 0.55           | 0.65 | 0.85 | 1          |
| 470 to 1000            | 0.70           | 0.75 | 0.90 | 1          |
| 1500 to 4700           | 0.80           | 0.85 | 0.95 | 1          |

### Part numbering system (example : 35V1000μF)

|             |   |                      |   |                          |                              |               |   |   |                        |
|-------------|---|----------------------|---|--------------------------|------------------------------|---------------|---|---|------------------------|
| RQA         | — | 35                   | V | 102                      | M                            | I6            | # | — | □                      |
| Series code |   | Rated voltage symbol |   | Rated capacitance symbol | Capacitance tolerance symbol | Casing symbol |   |   | Taping(Forming) symbol |

### Standard Ratings

| Rated voltage (V) | Item    | 10             |               |                              | 16             |               |                              | 25             |               |                              | 35             |               |                              |
|-------------------|---------|----------------|---------------|------------------------------|----------------|---------------|------------------------------|----------------|---------------|------------------------------|----------------|---------------|------------------------------|
|                   |         | Case φD×L (mm) | Casing symbol | Rated ripple current (mArms) | Case φD×L (mm) | Casing symbol | Rated ripple current (mArms) | Case φD×L (mm) | Casing symbol | Rated ripple current (mArms) | Case φD×L (mm) | Casing symbol | Rated ripple current (mArms) |
| 220               | —       | —              | —             | —                            | —              | —             | —                            | —              | —             | —                            | —              | —             |                              |
| 330               | —       | —              | —             | —                            | —              | —             | —                            | —              | —             | —                            | —              | —             |                              |
| 470               | —       | —              | —             | 10×18                        | H4             | 510           | 10×22                        | H5             | 820           | 10×22                        | H5             | 820           |                              |
| 1000              | 10×22   | H5             | 820           | 10×22                        | H5             | 820           | 12.5×26                      | I6             | 1000          | 12.5×26                      | I6             | 1000          |                              |
| 2200              | 12.5×26 | I6             | 1000          | 12.5×26                      | I6             | 1000          | 16×26.5                      | J6             | 1200          | 16×33                        | J7             | 1370          |                              |
| 3300              | 16×26.5 | J6             | 1200          | 16×33                        | J7             | 1370          | 16×37                        | J8             | 1720          | 18×34                        | K7             | 1670          |                              |
| 4700              | 16×33   | J7             | 1370          | 16×37                        | J8             | 1720          | 18×38                        | K8             | 1790          | 18×42.5                      | K9             | 1870          |                              |

| Rated voltage (V) | Item    | 50             |               |                              | 63             |               |                              |
|-------------------|---------|----------------|---------------|------------------------------|----------------|---------------|------------------------------|
|                   |         | Case φD×L (mm) | Casing symbol | Rated ripple current (mArms) | Case φD×L (mm) | Casing symbol | Rated ripple current (mArms) |
| 470               | 12.5×21 | I5             | 1070          | 16×26.5                      | J6             | 750           |                              |
| 1000              | 16×33   | J7             | 1250          | 18×34                        | K7             | 1200          |                              |
| 1500              | 18×34   | K7             | 1500          | 18×42.5                      | K9             | 1550          |                              |
| 2200              | 18×38   | K8             | 1700          | —                            | —              | —             |                              |

(Note) Rated ripple current : 150°C, 100kHz

**For Vibration, Resistance  
Miniature Aluminum Electrolytic Capacitors**



|            |     |                                    |           |
|------------|-----|------------------------------------|-----------|
| Series RPK | 30G | 125°C, Long Life, with NC terminal | …Page 148 |
| Series RKE | 40G | 125°C, Miniature, Low ESR          | …Page 150 |
| Series RKF | 40G | 135°C, Miniature, Low ESR          | …Page 152 |
| Series RKG | 40G | 150°C, Miniature, Low ESR          | …Page 154 |

ALUMINUM

POLYMER  
HYBRID

CHIP  
ALUMINUM

MINIATURE  
ALUMINUM

LARGE  
ALUMINUM

FOR AUDIO  
ALUMINUM

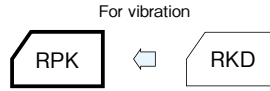
## 125°C Use, Long Life Capacitors

- GREEN CAP
- Vibration Resistance
- Low ESR
- 125°C 5000hours
- Anti-cleaning solvent

- Guarantees 5000 hours at 125°C.
- Best-suited to smoothing circuits and control circuits for industrial equipment power supplies of which long life and high reliability are required.
- NC terminal added items are lineup for vibration resistance. (30G guaranteed : 20mL or less)



Marking color : White print on a black sleeve

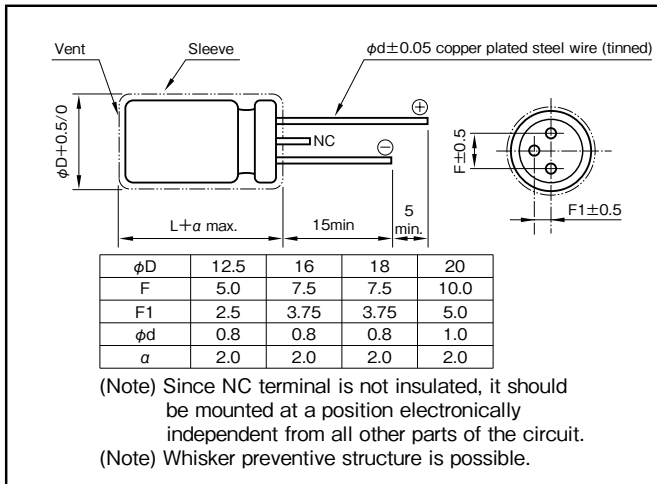


### Specifications

| Item  | Performance   |                   |            |                 |                                     |                                  |                              |                           |   |     |                        |               |      |      |      |      |      |      |      |
|---|---|-------------------|------------|-----------------|-------------------------------------|----------------------------------|------------------------------|---------------------------|---|-----|------------------------|---------------|------|------|------|------|------|------|------|
| Category temperature range (°C)             | -40 to +125   |                   |            |                 |                                     |                                  |                              |                           |   |     |                        |               |      |      |      |      |      |      |      |
| Tolerance at rated capacitance (%)          | ±20 (20°C, 120Hz)   |                   |            |                 |                                     |                                  |                              |                           |   |     |                        |               |      |      |      |      |      |      |      |
| Leakage current (μA) (max.)                 | 0.01CV or 3 whichever is larger (after 2 minutes) C : Rated capacitance (μF), V : Rated voltage (V) (20°C)  |                   |            |                 |                                     |                                  |                              |                           |   |     |                        |               |      |      |      |      |      |      |      |
| Tangent of loss angle (tanδ)                | <table border="1"> <thead> <tr> <th>Rated voltage (V)</th> <th>10</th> <th>16</th> <th>25</th> <th>35</th> <th>50</th> <th>63</th> <th>80</th> <th>100</th> </tr> </thead> <tbody> <tr> <td>tanδ (max.)</td> <td>0.20</td> <td>0.16</td> <td>0.14</td> <td>0.12</td> <td>0.10</td> <td>0.10</td> <td>0.08</td> <td>0.08</td> </tr> </tbody> </table> <p>0.02 is added to every 1000μF increase over 1000μF. (20°C, 120Hz)</p> | Rated voltage (V) | 10         | 16              | 25                                  | 35                               | 50                           | 63                        | 80  | 100 | tanδ (max.)            | 0.20          | 0.16 | 0.14 | 0.12 | 0.10 | 0.10 | 0.08 | 0.08 |
| Rated voltage (V)                           | 10  | 16                | 25         | 35              | 50                                  | 63                               | 80                           | 100                       |   |     |                        |               |      |      |      |      |      |      |      |
| tanδ (max.)                                 | 0.20  | 0.16              | 0.14       | 0.12            | 0.10                                | 0.10                             | 0.08                         | 0.08                      |   |     |                        |               |      |      |      |      |      |      |      |
| Characteristics at high and low temperature | <table border="1"> <thead> <tr> <th>Rated voltage (V)</th> <th>10</th> <th>16</th> <th>25</th> <th>35</th> <th>50</th> <th>63</th> <th>80</th> <th>100</th> </tr> </thead> <tbody> <tr> <td>Impedance ratio (max.)</td> <td>Z-40°C/Z+20°C</td> <td>4</td> <td>3</td> <td>3</td> <td>3</td> <td>3</td> <td>3</td> <td>3</td> </tr> </tbody> </table> <p>(120Hz)</p>  | Rated voltage (V) | 10         | 16              | 25                                  | 35                               | 50                           | 63                        | 80  | 100 | Impedance ratio (max.) | Z-40°C/Z+20°C | 4    | 3    | 3    | 3    | 3    | 3    | 3    |
| Rated voltage (V)                           | 10  | 16                | 25         | 35              | 50                                  | 63                               | 80                           | 100                       |   |     |                        |               |      |      |      |      |      |      |      |
| Impedance ratio (max.)                      | Z-40°C/Z+20°C   | 4                 | 3          | 3               | 3                                   | 3                                | 3                            | 3                         |   |     |                        |               |      |      |      |      |      |      |      |
| Endurance (125°C) (Applied ripple current)  | <table border="1"> <tbody> <tr> <td>Test time</td> <td>5000 hours</td> </tr> <tr> <td>Leakage current</td> <td>The initial specified value or less</td> </tr> <tr> <td>Percentage of capacitance change</td> <td>Within ±30% of initial value</td> </tr> <tr> <td>Tangent of the loss angle</td> <td>300% or less of the initial specified value</td> </tr> </tbody> </table>   | Test time         | 5000 hours | Leakage current | The initial specified value or less | Percentage of capacitance change | Within ±30% of initial value | Tangent of the loss angle | 300% or less of the initial specified value |     |                        |               |      |      |      |      |      |      |      |
| Test time                                   | 5000 hours  |                   |            |                 |                                     |                                  |                              |                           |   |     |                        |               |      |      |      |      |      |      |      |
| Leakage current                             | The initial specified value or less   |                   |            |                 |                                     |                                  |                              |                           |   |     |                        |               |      |      |      |      |      |      |      |
| Percentage of capacitance change            | Within ±30% of initial value  |                   |            |                 |                                     |                                  |                              |                           |   |     |                        |               |      |      |      |      |      |      |      |
| Tangent of the loss angle                   | 300% or less of the initial specified value   |                   |            |                 |                                     |                                  |                              |                           |   |     |                        |               |      |      |      |      |      |      |      |
| Shelf life (125°C)                          | Test time : 1000hours ; other items are same as the endurance. Voltage application treatment : According to JIS C5101-4 4.1   |                   |            |                 |                                     |                                  |                              |                           |   |     |                        |               |      |      |      |      |      |      |      |
| Applicable standards                        | JIS C5101-1, -4 (IEC 60384-1, -4)   |                   |            |                 |                                     |                                  |                              |                           |   |     |                        |               |      |      |      |      |      |      |      |

### Outline Drawing

Unit : mm



### Coefficient of Frequency for Rated Ripple Current

| Rated capacitance (μF) | Frequency (Hz) |      |      |            |
|------------------------|----------------|------|------|------------|
|                        | 50 · 60        | 120  | 1k   | 10k · 100k |
| 220 to 330             | 0.55           | 0.65 | 0.85 | 1          |
| 390 to 1000            | 0.70           | 0.75 | 0.90 | 1          |
| 1200 to 8200           | 0.80           | 0.85 | 0.95 | 1          |

### Part numbering system (example : 16V220μF)

|             |   |                      |   |                          |                              |               |    |   |                        |
|-------------|---|----------------------|---|--------------------------|------------------------------|---------------|----|---|------------------------|
| RPK         | — | 16                   | V | 222                      | M                            | J6            | D# | — |                        |
| Series code |   | Rated voltage symbol |   | Rated capacitance symbol | Capacitance tolerance symbol | Casing symbol |    |   | Taping(Forming) symbol |

If it is whisker preventive structure, should change “#” into “G”.

Standard Ratings

| Rated voltage (V)<br>Rated capacitance (μF) | Item    | 10                  |                  |                 |                                     | 16                  |                  |                 |                                     | 25                  |                  |                 |                                     | 35                  |                  |                 |                                     |    |       |      |         |    |       |      |
|---|---------|---------------------|------------------|-----------------|-------------------------------------|---------------------|------------------|-----------------|-------------------------------------|---------------------|------------------|-----------------|-------------------------------------|---------------------|------------------|-----------------|-------------------------------------|----|-------|------|---------|----|-------|------|
|   |         | Case<br>φD × L (mm) | Casing<br>symbol | ESR<br>(Ω max.) | Rated ripple<br>current<br>(mA rms) | Case<br>φD × L (mm) | Casing<br>symbol | ESR<br>(Ω max.) | Rated ripple<br>current<br>(mA rms) | Case<br>φD × L (mm) | Casing<br>symbol | ESR<br>(Ω max.) | Rated ripple<br>current<br>(mA rms) | Case<br>φD × L (mm) | Casing<br>symbol | ESR<br>(Ω max.) | Rated ripple<br>current<br>(mA rms) |    |       |      |         |    |       |      |
| 470   | —       | —                   | —                | —               | —                                   | —                   | —                | —               | —                                   | —                   | —                | —               | —                                   | —                   | —                | —               | —                                   |    |       |      |         |    |       |      |
| 1000  | 12.5×15 | I4                  | 0.059            | 1380            | 12.5×20                             | I5                  | 0.040            | 1820            | 12.5×20                             | I5                  | 0.040            | 1820            | 12.5×20                             | I5                  | 0.040            | 1820            | 12.5×25                             | I6 | 0.032 | 2400 |         |    |       |      |
|   |         |                     |                  |                 | 16×16                               | J4                  | 0.044            | 1930            | 16×16                               | J4                  | 0.044            | 1930            | 16×16                               | J4                  | 0.044            | 1930            | 16×25                               | J6 | 0.024 | 3100 | 18×20   | K5 | 0.029 | 2490 |
| 1200  | —       | —                   | —                | —               | —                                   | —                   | —                | —               | —                                   | —                   | —                | —               | 12.5×30                             | I7                  | 0.029            | 2560            | 16×20                               | J5 | 0.032 | 2280 |         |    |       |      |
| 1500  | —       | —                   | —                | —               | —                                   | —                   | —                | —               | —                                   | —                   | —                | —               | 12.5×35                             | I8                  | 0.023            | 2970            | 16×31.5                             | J7 | 0.020 | 3160 |         |    |       |      |
|   |         |                     |                  |                 |                                     |                     |                  |                 |                                     |                     |                  |                 | 18×25                               | K6                  | 0.022            | 3200            | 18×25                               | K6 | 0.022 | 3200 | 18×25   | K6 | 0.022 | 3200 |
| 1800  | —       | —                   | —                | —               | —                                   | —                   | —                | —               | —                                   | —                   | —                | —               | 12.5×25                             | I6                  | 0.032            | 2400            | 12.5×40                             | I9 | 0.020 | 3600 |         |    |       |      |
|   |         |                     |                  |                 |                                     |                     |                  |                 |                                     |                     |                  |                 | 16×20                               | J5                  | 0.032            | 2280            | 16×25                               | J6 | 0.024 | 3100 | 16×25   | J6 | 0.024 | 3100 |
| 2200  | 12.5×25 | I6                  | 0.032            | 2400            | 12.5×25                             | I6                  | 0.032            | 2400            | 12.5×30                             | I7                  | 0.029            | 2560            | 16×25                               | J6                  | 0.024            | 3100            | 16×35.5                             | J8 | 0.019 | 3590 |         |    |       |      |
|   |         |                     |                  |                 |                                     |                     |                  |                 |                                     |                     |                  |                 | 16×20                               | J5                  | 0.032            | 2280            | 16×25                               | J6 | 0.024 | 3100 | 16×35.5 | J8 | 0.019 | 3590 |
|   |         |                     |                  |                 |                                     |                     |                  |                 |                                     |                     |                  |                 | 18×16                               | K4                  | 0.041            | 2170            | 18×20                               | K5 | 0.029 | 2490 | 18×20   | K5 | 0.029 | 2490 |
| 2700  | —       | —                   | —                | —               | —                                   | —                   | —                | —               | —                                   | —                   | —                | —               | 12.5×35                             | I8                  | 0.023            | 2970            | 16×35.5                             | J8 | 0.019 | 3590 |         |    |       |      |
|   |         |                     |                  |                 |                                     |                     |                  |                 |                                     |                     |                  |                 | 16×25                               | J6                  | 0.024            | 3100            | 18×31.5                             | K7 | 0.018 | 3410 | 18×31.5 | K7 | 0.018 | 3410 |
|   |         |                     |                  |                 |                                     |                     |                  |                 |                                     |                     |                  |                 | 18×20                               | K5                  | 0.029            | 2490            | 20×25                               | L6 | 0.022 | 3500 | 20×25   | L6 | 0.022 | 3500 |
| 3300  | 16×25   | J6                  | 0.024            | 3100            | 16×31.5                             | J7                  | 0.020            | 3160            | 12.5×40                             | I9                  | 0.020            | 3600            | 16×40                               | J9                  | 0.017            | 4300            | 18×35.5                             | K8 | 0.017 | 4200 |         |    |       |      |
|   |         |                     |                  |                 |                                     |                     |                  |                 |                                     |                     |                  |                 | 18×20                               | K5                  | 0.029            | 2490            | 18×25                               | K6 | 0.022 | 3200 | 16×31.5 | J7 | 0.020 | 3160 |
| 3900  | —       | —                   | —                | —               | —                                   | —                   | —                | —               | —                                   | —                   | —                | —               | 16×35.5                             | J8                  | 0.019            | 3590            | —                                   | —  | —     | —    |         |    |       |      |
|   |         |                     |                  |                 |                                     |                     |                  |                 |                                     |                     |                  |                 | 18×25                               | K6                  | 0.022            | 3200            | 18×35.5                             | K8 | 0.017 | 4200 | 18×40   | K9 | 0.016 | 4600 |
| 4700  | 16×31.5 | J7                  | 0.020            | 3160            | 16×35.5                             | J8                  | 0.019            | 3590            | 18×35.5                             | K8                  | 0.017            | 4200            | 20×25                               | L6                  | 0.022            | 3500            | 20×35.5                             | L8 | 0.016 | 4700 |         |    |       |      |
|   |         |                     |                  |                 |                                     |                     |                  |                 |                                     |                     |                  |                 | 18×25                               | K6                  | 0.022            | 3200            | 18×31.5                             | K7 | 0.018 | 3410 | 16×40   | J9 | 0.017 | 4300 |
| 5600  | —       | —                   | —                | —               | —                                   | —                   | —                | —               | —                                   | —                   | —                | —               | 16×40                               | J9                  | 0.017            | 4300            | 20×40                               | L9 | 0.015 | 5100 |         |    |       |      |
|   |         |                     |                  |                 |                                     |                     |                  |                 |                                     |                     |                  |                 | 18×35.5                             | K8                  | 0.017            | 4200            |                                     |    |       |      |         |    |       |      |
|   |         |                     |                  |                 |                                     |                     |                  |                 |                                     |                     |                  |                 | 20×30                               | L7                  | 0.019            | 4000            |                                     |    |       |      |         |    |       |      |
| 6800  | —       | —                   | —                | —               | —                                   | —                   | —                | —               | —                                   | —                   | —                | —               | 18×40                               | K9                  | 0.016            | 4600            | —                                   | —  | —     | —    |         |    |       |      |
|   |         |                     |                  |                 |                                     |                     |                  |                 |                                     |                     |                  |                 | 20×35.5                             | L8                  | 0.016            | 4700            | —                                   | —  | —     | —    |         |    |       |      |
| 8200  | —       | —                   | —                | —               | —                                   | —                   | —                | —               | —                                   | —                   | —                | —               | 20×40                               | L9                  | 0.015            | 5100            | —                                   | —  | —     | —    |         |    |       |      |


| Rated voltage (V)<br>Rated capacitance (μF) | Item    | 50                  |                  |                 |                                     | 63                  |                  |                 |                                     | 80                  |                  |                 |                                     | 100                 |                  |                 |                                     |
|---|---------|---------------------|------------------|-----------------|-------------------------------------|---------------------|------------------|-----------------|-------------------------------------|---------------------|------------------|-----------------|-------------------------------------|---------------------|------------------|-----------------|-------------------------------------|
|   |         | Case<br>φD × L (mm) | Casing<br>symbol | ESR<br>(Ω max.) | Rated ripple<br>current<br>(mA rms) | Case<br>φD × L (mm) | Casing<br>symbol | ESR<br>(Ω max.) | Rated ripple<br>current<br>(mA rms) | Case<br>φD × L (mm) | Casing<br>symbol | ESR<br>(Ω max.) | Rated ripple<br>current<br>(mA rms) | Case<br>φD × L (mm) | Casing<br>symbol | ESR<br>(Ω max.) | Rated ripple<br>current<br>(mA rms) |
| 220   | —       | —                   | —                | —               | —                                   | —                   | —                | —               | —                                   | —                   | —                | —               | —                                   | —                   | —                | —               | —                                   |
| 330   | —       | —                   | —                | —               | —                                   | —                   | —                | —               | —                                   | —                   | —                | —               | —                                   | —                   | —                | —               | —                                   |
| 470   | 12.5×20 | I5                  | 0.057            | 1500            | 16×20                               | J5                  | 0.085            | 1790            | 16×20                               | J5                  | 0.11             | 1790            | 16×20                               | J5                  | 0.11             | 1580            |                                     |
| 560   | —       | —                   | —                | —               | —                                   | —                   | —                | —               | 16×25                               | J6                  | 0.079            | 2030            | 16×35.5                             | J8                  | 0.052            | 2500            |                                     |
| 820   | 12.5×30 | I7                  | 0.038            | 2150            | 16×31.5                             | J7                  | 0.053            | 2330            | 18×25                               | K6                  | 0.064            | 2280            | 16×40                               | J9                  | 0.045            | 2700            |                                     |
| 1000  | 16×25   | J6                  | 0.031            | 2620            | 16×35.5                             | J8                  | 0.044            | 2580            | 18×35.5                             | K8                  | 0.044            | 2890            | 18×40                               | K9                  | 0.039            | 2880            |                                     |
| 1800  | 18×31.5 | K7                  | 0.025            | 3140            | 16×40                               | K9                  | 0.032            | 3210            | 18×40                               | K9                  | 0.039            | 3210            | —                                   | —                   | —                | —               |                                     |
| 2200  | 18×35.5 | K8                  | 0.022            | 3510            | —                                   | —                   | —                | —               | —                                   | —                   | —                | —               | —                                   | —                   | —                | —               |                                     |

(Note) Rated ripple current : 125°C , 100kHz ; ESR : 20°C , 100kHz

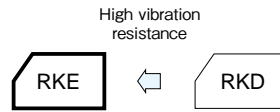
## 125°C Use, Miniature, Low ESR, High Vibration Resistance Capacitors

|           |                           |         |                 |                       |
|-----------|---------------------------|---------|-----------------|-----------------------|
| GREEN CAP | High Vibration Resistance | Low ESR | 125°C 5000hours | Anti-cleaning solvent |
|-----------|---------------------------|---------|-----------------|-----------------------|

- Vibration resistance (40G, 10 to 2000Hz, X, Y, Z = per 2hours).
- For Automotive application (ABS and electric power steering etc.)
- Guaranteed 5000 hours at 125°C



Marking color : Black print

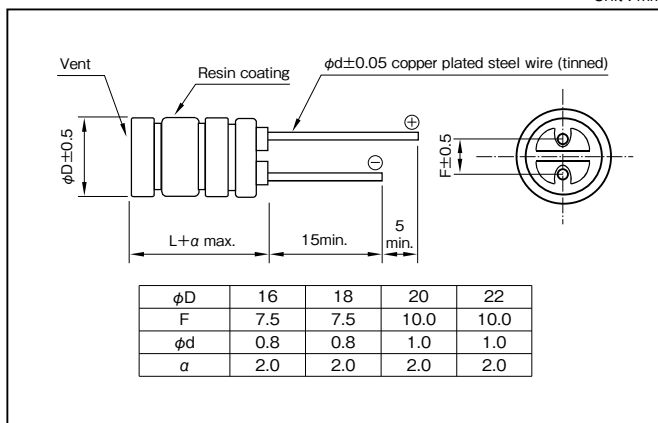


### Specifications

| Item  | Performance   |   |      |      |
|---|---|---|------|------|
| Category temperature range (°C)                                   | -40 to +125   |   |      |      |
| Tolerance at rated capacitance (%)                                | ±20 (20°C, 120Hz)   |   |      |      |
| Leakage current (μA) (max.)                                       | 0.01CV or 3 whichever is larger (after 2 minutes) C : Rated capacitance (μF), V : Rated voltage (V) (20°C)                  |   |      |      |
| Tangent of loss angle (tanδ)                                      | Rated voltage (V)   | 25  | 35   | 50   |
|   | tanδ (max.)   | 0.14  | 0.12 | 0.10 |
| 0.02 is added to every 1000μF increase over 1000μF. (20°C, 120Hz) |   |   |      |      |
| Characteristics at high and low temperature                       | Rated voltage (V)   | 25  | 35   | 50   |
|   | Impedance ratio (max.)  | Z-40°C/Z+20°C                               | 3    | 3    |
| (120Hz)   |   |   |      |      |
| Endurance (125°C) (Applied ripple current)                        | Test time   | 5000 hours                                  |      |      |
|   | Leakage current   | The initial specified value or less         |      |      |
|   | Percentage of capacitance change  | Within ±30% of initial value                |      |      |
|   | Tangent of the loss angle   | 300% or less of the initial specified value |      |      |
| Shelf life (125°C)  | Test time : 1000hours ; other items are same as the endurance. Voltage application treatment : According to JIS C5101-4 4.1 |   |      |      |
| Vibration   | Vibration test condition  |   |      |      |
|   | Frequency range   | 10 to 2000Hz                                |      |      |
|   | Displacement amplitude  | 1.5 mm max.                                 |      |      |
|   | Acceleration  | 40G (392m/s <sup>2</sup> ) max.             |      |      |
|   | Sweep rate  | 0.5 octave/min.                             |      |      |
|   | Vibration axis and duration   | X, Y, Z per 2 hours, total 6 hours          |      |      |
| Fixation  | Capacitor mounted by its body which is rigidly clamped to the work surface.   |   |      |      |
| Specification after test  |   |   |      |      |
| Leakage current   | The initial specified value or less   |   |      |      |
| Percentage of capacitance change                                  | Within ±30% of initial value  |   |      |      |
| Tangent of the loss angle   | 300% or less of the initial specified value   |   |      |      |
| Applicable standards  | JIS C5101-1, -4 (IEC 60384-1, -4)   |   |      |      |

### Outline Drawing

Unit : mm



### Coefficient of Frequency for Rated Ripple Current

| Rated capacitance (μF) | 120  | 1k   | 10k  | 100k |
|------------------------|------|------|------|------|
| 1200 to 8200           | 0.85 | 0.95 | 1.00 | 1    |

### Part numbering system (example : 35V2700μF)

|             |   |                      |   |                          |                              |               |   |   |                |
|-------------|---|----------------------|---|--------------------------|------------------------------|---------------|---|---|----------------|
| RKE         | — | 35                   | V | 272                      | M                            | K7            | # | — | □              |
| Series code |   | Rated voltage symbol |   | Rated capacitance symbol | Capacitance tolerance symbol | Casing symbol |   |   | Forming symbol |

Standard Ratings

| Rated voltage(V)<br>Rated capacitance (μF) | Item    | 25                   |                  |              |       |                                     | 35                   |                  |              |       |                                     | 50                   |                  |              |       |                                     |
|--|---------|----------------------|------------------|--------------|-------|-------------------------------------|----------------------|------------------|--------------|-------|-------------------------------------|----------------------|------------------|--------------|-------|-------------------------------------|
|  |         | Case<br>φ D × L (mm) | Casing<br>symbol | ESR (Ω max.) |       | Rated ripple<br>current<br>(mA rms) | Case<br>φ D × L (mm) | Casing<br>symbol | ESR (Ω max.) |       | Rated ripple<br>current<br>(mA rms) | Case<br>φ D × L (mm) | Casing<br>symbol | ESR (Ω max.) |       | Rated ripple<br>current<br>(mA rms) |
|  |         |                      |                  | 20°C         | -40°C |                                     |                      |                  | 20°C         | -40°C |                                     |                      |                  | 20°C         | -40°C |                                     |
| 1200                                       | —       | —                    | —                | —            | —     | —                                   | —                    | —                | —            | —     | 16×31.5                             | J7                   | 0.048            | 0.20         | 2940  |                                     |
| 1500                                       | —       | —                    | —                | —            | —     | 16×31.5                             | J7                   | 0.024            | 0.14         | 3160  | 16×35.5                             | J8                   | 0.039            | 0.16         | 3300  |                                     |
| 2200                                       | —       | —                    | —                | —            | —     | 16×35.5                             | J8                   | 0.023            | 0.13         | 3590  | 18×35.5                             | K8                   | 0.033            | 0.15         | 3520  |                                     |
| 2700                                       | 16×31.5 | J7                   | 0.024            | 0.14         | 3160  | 18×31.5                             | K7                   | 0.020            | 0.11         | 3410  | —                                   | —                    | —                | —            | —     |                                     |
| 3300                                       | 16×35.5 | J8                   | 0.023            | 0.13         | 3590  | 18×35.5                             | K8                   | 0.019            | 0.10         | 3840  | 20×40                               | L9                   | 0.027            | 0.12         | 3930  |                                     |
| 4700                                       | 18×31.5 | K7                   | 0.020            | 0.11         | 3410  | 18×40                               | K9                   | 0.017            | 0.094        | 4250  | —                                   | —                    | —                | —            | —     |                                     |
| 5600                                       | 18×35.5 | K8                   | 0.019            | 0.10         | 3840  | 20×40                               | L9                   | 0.017            | 0.094        | 4500  | —                                   | —                    | —                | —            | —     |                                     |
| 6800                                       | 18×40   | K9                   | 0.017            | 0.094        | 4250  | —                                   | —                    | —                | —            | —     | —                                   | —                    | —                | —            | —     |                                     |
| 7800                                       | 20×40   | L9                   | 0.017            | 0.094        | 4500  | —                                   | —                    | —                | —            | —     | —                                   | —                    | —                | —            | —     |                                     |
| 8200                                       | 22×40   | N9                   | 0.017            | 0.094        | 4750  | —                                   | —                    | —                | —            | —     | —                                   | —                    | —                | —            | —     |                                     |

(Note) Rated ripple current : 125°C , 100kHz ; ESR : 100kHz

ALUMINUM


MINIATURE  
ALUMINUM

125°C

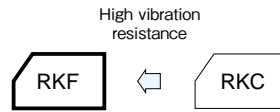
## 135°C Use, Miniature, Low ESR, High Vibration Resistance Capacitors

|           |                           |         |                 |                       |
|-----------|---------------------------|---------|-----------------|-----------------------|
| GREEN CAP | High Vibration Resistance | Low ESR | 135°C 3000hours | Anti-cleaning solvent |
|-----------|---------------------------|---------|-----------------|-----------------------|

- Vibration resistance (40G, 10 to 2000Hz, X,Y,Z = per 2hours).
- For Automotive application (ABS and electric power steering etc.)
- Guaranteed 3000 hours at 135°C (63V to 100V : Guaranteed 2000 hours)



Marking color : Black print

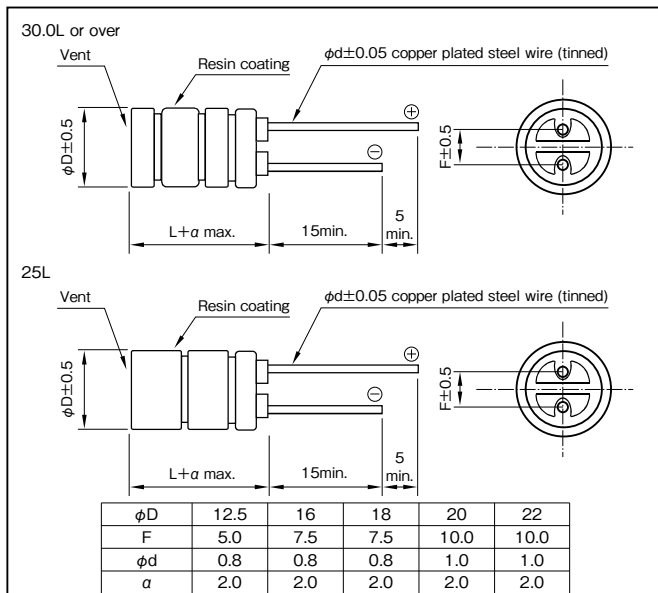


### Specifications

| Item  | Performance   |   |      |      |      |      |     |     |                        |               |      |      |      |      |      |
|---|---|---|------|------|------|------|-----|-----|------------------------|---------------|------|------|------|------|------|
| Category temperature range (°C)                                   | -40 to +135   |   |      |      |      |      |     |     |                        |               |      |      |      |      |      |
| Tolerance at rated capacitance (%)                                | ±20 (20°C, 120Hz)   |   |      |      |      |      |     |     |                        |               |      |      |      |      |      |
| Leakage current (μA) (max.)                                       | 0.01CV or 3 whichever is larger (after 2 minutes) C : Rated capacitance (μF), V : Rated voltage (V) (20°C)  |   |      |      |      |      |     |     |                        |               |      |      |      |      |      |
| Tangent of loss angle (tanδ)                                      | <table border="1"> <tr> <th>Rated voltage (V)</th> <td>25</td> <td>35</td> <td>50</td> <td>63</td> <td>80</td> <td>100</td> </tr> <tr> <th>tanδ (max.)</th> <td>0.14</td> <td>0.12</td> <td>0.10</td> <td>0.10</td> <td>0.08</td> <td>0.08</td> </tr> </table>      | Rated voltage (V)                           | 25   | 35   | 50   | 63   | 80  | 100 | tanδ (max.)            | 0.14          | 0.12 | 0.10 | 0.10 | 0.08 | 0.08 |
|   | Rated voltage (V)   | 25  | 35   | 50   | 63   | 80   | 100 |     |                        |               |      |      |      |      |      |
| tanδ (max.)   | 0.14  | 0.12  | 0.10 | 0.10 | 0.08 | 0.08 |     |     |                        |               |      |      |      |      |      |
| 0.02 is added to every 1000μF increase over 1000μF. (20°C, 120Hz) |   |   |      |      |      |      |     |     |                        |               |      |      |      |      |      |
| Characteristics at high and low temperature                       | <table border="1"> <tr> <th>Rated voltage (V)</th> <td>25</td> <td>35</td> <td>50</td> <td>63</td> <td>80</td> <td>100</td> </tr> <tr> <th>Impedance ratio (max.)</th> <td>Z-40°C/Z+20°C</td> <td>3</td> <td>3</td> <td>3</td> <td>3</td> <td>3</td> </tr> </table> | Rated voltage (V)                           | 25   | 35   | 50   | 63   | 80  | 100 | Impedance ratio (max.) | Z-40°C/Z+20°C | 3    | 3    | 3    | 3    | 3    |
|   | Rated voltage (V)   | 25  | 35   | 50   | 63   | 80   | 100 |     |                        |               |      |      |      |      |      |
| Impedance ratio (max.)  | Z-40°C/Z+20°C   | 3   | 3    | 3    | 3    | 3    |     |     |                        |               |      |      |      |      |      |
| (120Hz)   |   |   |      |      |      |      |     |     |                        |               |      |      |      |      |      |
| Endurance (135°C or 125°C) (Applied ripple current)               | Test time   | 3000 hours (63V to 100V : 2000 hours)       |      |      |      |      |     |     |                        |               |      |      |      |      |      |
|   | Leakage current   | The initial specified value or less         |      |      |      |      |     |     |                        |               |      |      |      |      |      |
|   | Percentage of capacitance change  | Within ±30% of initial value                |      |      |      |      |     |     |                        |               |      |      |      |      |      |
|   | Tangent of the loss angle   | 300% or less of the initial specified value |      |      |      |      |     |     |                        |               |      |      |      |      |      |
| Shelf life (135°C)  | Test time : 1000hours ; other items are same as the endurance. Voltage application treatment : According to JIS C5101-4 4.1   |   |      |      |      |      |     |     |                        |               |      |      |      |      |      |
| Vibration   | Vibration test condition  |   |      |      |      |      |     |     |                        |               |      |      |      |      |      |
|   | Frequency range   | 10 to 2000Hz                                |      |      |      |      |     |     |                        |               |      |      |      |      |      |
|   | Displacement amplitude  | 1.5 mm max.                                 |      |      |      |      |     |     |                        |               |      |      |      |      |      |
|   | Acceleration  | 40G (392m/s <sup>2</sup> ) max.             |      |      |      |      |     |     |                        |               |      |      |      |      |      |
|   | Sweep rate  | 0.5 octave/min.                             |      |      |      |      |     |     |                        |               |      |      |      |      |      |
|   | Vibration axis and duration   | X, Y, Z per 2 hours, total 6 hours          |      |      |      |      |     |     |                        |               |      |      |      |      |      |
| Fixation  | Capacitor mounted by its body which is rigidly clamped to the work surface.   |   |      |      |      |      |     |     |                        |               |      |      |      |      |      |
| Specification after test  |   |   |      |      |      |      |     |     |                        |               |      |      |      |      |      |
| Leakage current   | The initial specified value or less   |   |      |      |      |      |     |     |                        |               |      |      |      |      |      |
| Percentage of capacitance change                                  | Within ±30% of initial value  |   |      |      |      |      |     |     |                        |               |      |      |      |      |      |
| Tangent of the loss angle   | 300% or less of the initial specified value   |   |      |      |      |      |     |     |                        |               |      |      |      |      |      |
| Applicable standards  | JIS C5101-1, -4 (IEC 60384-1, -4)   |   |      |      |      |      |     |     |                        |               |      |      |      |      |      |

### Outline Drawing

Unit : mm



### Coefficient of Frequency for Rated Ripple Current

| Rated capacitance (μF) | Frequency (Hz) |      |      |      |
|------------------------|----------------|------|------|------|
|                        | 120            | 1k   | 10k  | 100k |
| 180 to 330             | 0.65           | 0.85 | 1.00 | 1    |
| 390 to 1000            | 0.75           | 0.90 | 1.00 | 1    |
| 1100 to 10000          | 0.85           | 0.95 | 1.00 | 1    |

### Part numbering system (example : 35V3600μF)

|             |   |                      |   |                          |                              |               |   |   |                |
|-------------|---|----------------------|---|--------------------------|------------------------------|---------------|---|---|----------------|
| RKF         | — | 35                   | V | 362                      | M                            | K7            | # | — | □              |
| Series code |   | Rated voltage symbol |   | Rated capacitance symbol | Capacitance tolerance symbol | Casing symbol |   |   | Forming symbol |

Standard Ratings

| Rated voltage (V) | Rated capacitance (µF) | Case $\phi D \times L$ (mm) | Casing symbol | ESR ( $\Omega$ max. / 100kHz) |       | Rated ripple current (mA rms / 100kHz) |       |
|-------------------|------------------------|-----------------------------|---------------|-------------------------------|-------|--|-------|
|                   |                        |                             |               | 20°C                          | -40°C | 135°C                                  | 125°C |
|                   |                        |                             |               | 25                            |       |  |       |
| 0.028             | 0.24                   | 2900                        | 4490          |                               |       |  |       |
| 0.025             | 0.21                   | 3190                        | 5140          |                               |       |  |       |
| 0.024             | 0.19                   | 3470                        | 5810          |                               |       |  |       |
| 0.023             | 0.18                   | 3400                        | 5480          |                               |       |  |       |
| 0.020             | 0.14                   | 3630                        | 6070          |                               |       |  |       |
| 0.019             | 0.12                   | 3930                        | 6810          |                               |       |  |       |
| 0.022             | 0.16                   | 3470                        | 5600          |                               |       |  |       |
| 0.019             | 0.12                   | 3750                        | 6280          |                               |       |  |       |
| 0.018             | 0.10                   | 4080                        | 7070          |                               |       |  |       |
| 0.016             | 0.090                  | 4570                        | 7950          |                               |       |  |       |
| 0.016             | 0.090                  | 5000                        | 8700          |                               |       |  |       |
| 35                |                        |                             |               | 0.033                         | 0.30  | 2010                                   | 3480  |
|                   |                        |                             |               | 0.028                         | 0.24  | 2900                                   | 4490  |
|                   |                        |                             |               | 0.025                         | 0.21  | 3190                                   | 5140  |
|                   |                        |                             |               | 0.024                         | 0.19  | 3470                                   | 5810  |
|                   |                        |                             |               | 0.023                         | 0.18  | 3400                                   | 5480  |
|                   |                        |                             |               | 0.020                         | 0.14  | 3630                                   | 6070  |
|                   |                        |                             |               | 0.019                         | 0.12  | 3930                                   | 6810  |
|                   |                        |                             |               | 0.022                         | 0.16  | 3470                                   | 5600  |
|                   |                        |                             |               | 0.019                         | 0.12  | 3750                                   | 6280  |
|                   |                        |                             |               | 0.018                         | 0.10  | 4080                                   | 7070  |
|                   |                        |                             |               | 0.016                         | 0.090 | 4570                                   | 7950  |
|                   |                        |                             |               | 0.016                         | 0.090 | 5000                                   | 8700  |
| 50                |                        |                             |               | 0.079                         | 0.39  | 2260                                   | 3350  |
|                   |                        |                             |               | 0.065                         | 0.30  | 2520                                   | 4220  |
|                   |                        |                             |               | 0.057                         | 0.25  | 2780                                   | 4810  |
|                   |                        |                             |               | 0.050                         | 0.22  | 3020                                   | 5240  |
|                   |                        |                             |               | 0.048                         | 0.20  | 2960                                   | 5130  |
|                   |                        |                             |               | 0.039                         | 0.15  | 3160                                   | 5480  |
|                   |                        |                             |               | 0.034                         | 0.14  | 3420                                   | 5930  |
|                   |                        |                             |               | 0.038                         | 0.15  | 3020                                   | 5240  |
|                   |                        |                             |               | 0.033                         | 0.12  | 3390                                   | 5870  |
|                   |                        |                             |               | 0.031                         | 0.11  | 3700                                   | 6420  |
|                   |                        |                             |               | 0.027                         | 0.10  | 4200                                   | 7260  |
|                   |                        |                             |               | 0.027                         | 0.10  | 4420                                   | 7660  |

| Rated voltage (V) | Rated capacitance (µF) | Case $\phi D \times L$ (mm) | Casing symbol | ESR ( $\Omega$ max. / 100kHz) |       | Rated ripple current (mA rms / 100kHz) |       |
|-------------------|------------------------|-----------------------------|---------------|-------------------------------|-------|--|-------|
|                   |                        |                             |               | 20°C                          | -40°C | 135°C                                  | 125°C |
|                   |                        |                             |               | 63                            |       |  |       |
| 0.061             | 0.30                   | 2630                        | 3110          |                               |       |  |       |
| 0.051             | 0.25                   | 2970                        | 3760          |                               |       |  |       |
| 0.045             | 0.22                   | 3260                        | 4610          |                               |       |  |       |
| 0.049             | 0.20                   | 3050                        | 3860          |                               |       |  |       |
| 0.039             | 0.15                   | 3420                        | 4590          |                               |       |  |       |
| 0.041             | 0.15                   | 3220                        | 4080          |                               |       |  |       |
| 0.036             | 0.14                   | 3670                        | 5190          |                               |       |  |       |
| 0.032             | 0.12                   | 3690                        | 5220          |                               |       |  |       |
| 0.031             | 0.11                   | 3820                        | 5660          |                               |       |  |       |
| 0.026             | 0.10                   | 4580                        | 6480          |                               |       |  |       |
| 0.026             | 0.10                   | 4830                        | 6830          |                               |       |  |       |
| 80                |                        |                             |               | 0.076                         | 0.39  | 2050                                   | 2520  |
|                   |                        |                             |               | 0.061                         | 0.30  | 2630                                   | 3110  |
|                   |                        |                             |               | 0.051                         | 0.25  | 2970                                   | 3760  |
|                   |                        |                             |               | 0.045                         | 0.22  | 3260                                   | 4610  |
|                   |                        |                             |               | 0.049                         | 0.20  | 3050                                   | 3860  |
|                   |                        |                             |               | 0.039                         | 0.15  | 3420                                   | 4590  |
|                   |                        |                             |               | 0.041                         | 0.15  | 3220                                   | 4080  |
|                   |                        |                             |               | 0.036                         | 0.14  | 3670                                   | 5190  |
|                   |                        |                             |               | 0.032                         | 0.12  | 3690                                   | 5220  |
|                   |                        |                             |               | 0.031                         | 0.11  | 3820                                   | 5660  |
|                   |                        |                             |               | 0.026                         | 0.10  | 4580                                   | 6480  |
|                   |                        |                             |               | 0.026                         | 0.10  | 4830                                   | 6830  |
| 100               |                        |                             |               | 0.099                         | 0.55  | 1960                                   | 2140  |
|                   |                        |                             |               | 0.076                         | 0.41  | 2330                                   | 2950  |
|                   |                        |                             |               | 0.065                         | 0.35  | 2630                                   | 3530  |
|                   |                        |                             |               | 0.055                         | 0.29  | 2920                                   | 4140  |
|                   |                        |                             |               | 0.060                         | 0.27  | 2720                                   | 3440  |
|                   |                        |                             |               | 0.052                         | 0.23  | 2960                                   | 4190  |
|                   |                        |                             |               | 0.054                         | 0.20  | 2920                                   | 3920  |
|                   |                        |                             |               | 0.041                         | 0.18  | 3380                                   | 5020  |
|                   |                        |                             |               | 0.044                         | 0.16  | 3330                                   | 4710  |
|                   |                        |                             |               | 0.038                         | 0.14  | 3560                                   | 5280  |
|                   |                        |                             |               | 0.033                         | 0.13  | 3820                                   | 5410  |
|                   |                        |                             |               | 0.033                         | 0.13  | 4030                                   | 5700  |

ALUMINUM

MINIATURE ALUMINUM

135°C


NOTE : Design, Specifications are subject to change without notice. It is recommended that you shall obtain technical specifications from ELNA to ensure that the component is suitable for your use.



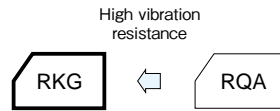
## 150°C Use, Miniature, Low ESR, High Vibration Resistance Capacitors

|           |                           |         |                 |                       |
|-----------|---------------------------|---------|-----------------|-----------------------|
| GREEN CAP | High Vibration Resistance | Low ESR | 150°C 2000hours | Anti-cleaning solvent |
|-----------|---------------------------|---------|-----------------|-----------------------|

- Vibration resistance (40G, 10 to 2000Hz, X, Y, Z = per 2 hours).
- For Automotive application (ABS and electric power steering etc.)
- Guaranteed 2000 hours at 150°C (63V, 80V : 1000 hours)



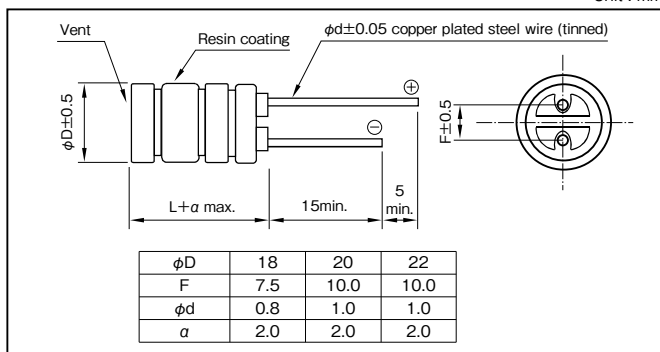
Marking color : Black print



### Specifications

| Item  | Performance  |                   |                                    |                        |                                     |                                  |                                 |                           |   |                             |                                    |          |   |                 |                                     |                                  |                              |                           |   |
|---|--|-------------------|------------------------------------|------------------------|-------------------------------------|----------------------------------|---------------------------------|---------------------------|---|-----------------------------|------------------------------------|----------|---|-----------------|-------------------------------------|----------------------------------|------------------------------|---------------------------|---|
| Category temperature range (°C)                     | -40 to +150  |                   |                                    |                        |                                     |                                  |                                 |                           |   |                             |                                    |          |   |                 |                                     |                                  |                              |                           |   |
| Tolerance at rated capacitance (%)                  | ±20 (20°C, 120Hz)  |                   |                                    |                        |                                     |                                  |                                 |                           |   |                             |                                    |          |   |                 |                                     |                                  |                              |                           |   |
| Leakage current (μA) (max.)                         | 0.01CV or 3 whichever is larger (after 2 minutes) C : Rated capacitance (μF), V : Rated voltage (V) (20°C)   |                   |                                    |                        |                                     |                                  |                                 |                           |   |                             |                                    |          |   |                 |                                     |                                  |                              |                           |   |
| Tangent of loss angle (tanδ)                        | <table border="1"> <tr> <td>Rated voltage (V)</td> <td>25</td> <td>35</td> <td>50</td> <td>63</td> <td>80</td> </tr> <tr> <td>tanδ (max.)</td> <td>0.14</td> <td>0.12</td> <td>0.10</td> <td>0.10</td> <td>0.08</td> </tr> </table> <p>0.02 is added to every 1000μF increase over 1000μF. (20°C, 120Hz)</p>   | Rated voltage (V) | 25                                 | 35                     | 50                                  | 63                               | 80                              | tanδ (max.)               | 0.14  | 0.12                        | 0.10                               | 0.10     | 0.08  |                 |                                     |                                  |                              |                           |   |
| Rated voltage (V)                                   | 25   | 35                | 50                                 | 63                     | 80                                  |                                  |                                 |                           |   |                             |                                    |          |   |                 |                                     |                                  |                              |                           |   |
| tanδ (max.)   | 0.14   | 0.12              | 0.10                               | 0.10                   | 0.08                                |                                  |                                 |                           |   |                             |                                    |          |   |                 |                                     |                                  |                              |                           |   |
| Characteristics at high and low temperature         | <table border="1"> <tr> <td>Rated voltage (V)</td> <td>25</td> <td>35</td> <td>50</td> <td>63</td> <td>80</td> </tr> <tr> <td>Impedance ratio (max.)</td> <td>Z-40°C/Z+20°C</td> <td>3</td> <td>3</td> <td>3</td> <td>3</td> </tr> </table> <p>(120Hz)</p>   | Rated voltage (V) | 25                                 | 35                     | 50                                  | 63                               | 80                              | Impedance ratio (max.)    | Z-40°C/Z+20°C                               | 3                           | 3                                  | 3        | 3   |                 |                                     |                                  |                              |                           |   |
| Rated voltage (V)                                   | 25   | 35                | 50                                 | 63                     | 80                                  |                                  |                                 |                           |   |                             |                                    |          |   |                 |                                     |                                  |                              |                           |   |
| Impedance ratio (max.)                              | Z-40°C/Z+20°C  | 3                 | 3                                  | 3                      | 3                                   |                                  |                                 |                           |   |                             |                                    |          |   |                 |                                     |                                  |                              |                           |   |
| Endurance (150°C or 125°C) (Applied ripple current) | <table border="1"> <tr> <td>Test time</td> <td>2000 hours (63V, 80V : 1000 hours)</td> </tr> <tr> <td>Leakage current</td> <td>The initial specified value or less</td> </tr> <tr> <td>Percentage of capacitance change</td> <td>Within ±30% of initial value</td> </tr> <tr> <td>Tangent of the loss angle</td> <td>300% or less of the initial specified value</td> </tr> </table>   | Test time         | 2000 hours (63V, 80V : 1000 hours) | Leakage current        | The initial specified value or less | Percentage of capacitance change | Within ±30% of initial value    | Tangent of the loss angle | 300% or less of the initial specified value |                             |                                    |          |   |                 |                                     |                                  |                              |                           |   |
| Test time   | 2000 hours (63V, 80V : 1000 hours)   |                   |                                    |                        |                                     |                                  |                                 |                           |   |                             |                                    |          |   |                 |                                     |                                  |                              |                           |   |
| Leakage current                                     | The initial specified value or less  |                   |                                    |                        |                                     |                                  |                                 |                           |   |                             |                                    |          |   |                 |                                     |                                  |                              |                           |   |
| Percentage of capacitance change                    | Within ±30% of initial value   |                   |                                    |                        |                                     |                                  |                                 |                           |   |                             |                                    |          |   |                 |                                     |                                  |                              |                           |   |
| Tangent of the loss angle                           | 300% or less of the initial specified value  |                   |                                    |                        |                                     |                                  |                                 |                           |   |                             |                                    |          |   |                 |                                     |                                  |                              |                           |   |
| Shelf life (150°C)                                  | Test time : 1000hours ; other items are same as the endurance. Voltage application treatment : According to JIS C5101-4 4.1  |                   |                                    |                        |                                     |                                  |                                 |                           |   |                             |                                    |          |   |                 |                                     |                                  |                              |                           |   |
| Vibration   | <p>Vibration test condition</p> <table border="1"> <tr> <td>Frequency range</td> <td>10 to 2000Hz</td> </tr> <tr> <td>Displacement amplitude</td> <td>1.5 mm max.</td> </tr> <tr> <td>Acceleration</td> <td>40G (392m/s<sup>2</sup>) max.</td> </tr> <tr> <td>Sweep rate</td> <td>0.5 octave/min.</td> </tr> <tr> <td>Vibration axis and duration</td> <td>X, Y, Z per 2 hours, total 6 hours</td> </tr> <tr> <td>Fixation</td> <td>Capacitor mounted by its body which is rigidly clamped to the work surface.</td> </tr> </table> <p>Specification after test</p> <table border="1"> <tr> <td>Leakage current</td> <td>The initial specified value or less</td> </tr> <tr> <td>Percentage of capacitance change</td> <td>Within ±30% of initial value</td> </tr> <tr> <td>Tangent of the loss angle</td> <td>300% or less of the initial specified value</td> </tr> </table> | Frequency range   | 10 to 2000Hz                       | Displacement amplitude | 1.5 mm max.                         | Acceleration                     | 40G (392m/s <sup>2</sup> ) max. | Sweep rate                | 0.5 octave/min.                             | Vibration axis and duration | X, Y, Z per 2 hours, total 6 hours | Fixation | Capacitor mounted by its body which is rigidly clamped to the work surface. | Leakage current | The initial specified value or less | Percentage of capacitance change | Within ±30% of initial value | Tangent of the loss angle | 300% or less of the initial specified value |
| Frequency range                                     | 10 to 2000Hz   |                   |                                    |                        |                                     |                                  |                                 |                           |   |                             |                                    |          |   |                 |                                     |                                  |                              |                           |   |
| Displacement amplitude                              | 1.5 mm max.  |                   |                                    |                        |                                     |                                  |                                 |                           |   |                             |                                    |          |   |                 |                                     |                                  |                              |                           |   |
| Acceleration  | 40G (392m/s <sup>2</sup> ) max.  |                   |                                    |                        |                                     |                                  |                                 |                           |   |                             |                                    |          |   |                 |                                     |                                  |                              |                           |   |
| Sweep rate  | 0.5 octave/min.  |                   |                                    |                        |                                     |                                  |                                 |                           |   |                             |                                    |          |   |                 |                                     |                                  |                              |                           |   |
| Vibration axis and duration                         | X, Y, Z per 2 hours, total 6 hours   |                   |                                    |                        |                                     |                                  |                                 |                           |   |                             |                                    |          |   |                 |                                     |                                  |                              |                           |   |
| Fixation  | Capacitor mounted by its body which is rigidly clamped to the work surface.  |                   |                                    |                        |                                     |                                  |                                 |                           |   |                             |                                    |          |   |                 |                                     |                                  |                              |                           |   |
| Leakage current                                     | The initial specified value or less  |                   |                                    |                        |                                     |                                  |                                 |                           |   |                             |                                    |          |   |                 |                                     |                                  |                              |                           |   |
| Percentage of capacitance change                    | Within ±30% of initial value   |                   |                                    |                        |                                     |                                  |                                 |                           |   |                             |                                    |          |   |                 |                                     |                                  |                              |                           |   |
| Tangent of the loss angle                           | 300% or less of the initial specified value  |                   |                                    |                        |                                     |                                  |                                 |                           |   |                             |                                    |          |   |                 |                                     |                                  |                              |                           |   |
| Applicable standards                                | JIS C5101-1, -4 (IEC 60384-1, -4)  |                   |                                    |                        |                                     |                                  |                                 |                           |   |                             |                                    |          |   |                 |                                     |                                  |                              |                           |   |

### Outline Drawing



### Coefficient of Frequency for Rated Ripple Current

| Rated capacitance (μF) \ Frequency (Hz) | 120  | 1k   | 10k  | 100k |
|---|------|------|------|------|
| 800 to 1000                             | 0.75 | 0.90 | 1.00 | 1    |
| 1100 to 4700                            | 0.85 | 0.95 | 1.00 | 1    |

### Part numbering system (example : 35V2700μF)

|             |   |                      |   |                          |                              |               |   |   |                |
|-------------|---|----------------------|---|--------------------------|------------------------------|---------------|---|---|----------------|
| RKG         | — | 35                   | V | 272                      | M                            | K9            | # | — | □              |
| Series code |   | Rated voltage symbol |   | Rated capacitance symbol | Capacitance tolerance symbol | Casing symbol |   |   | Forming symbol |

### Standard Ratings

| Rated voltage (V) \ Rated capacitance (μF) | Item    | 25               |               |                                  |  | 35               |               |                                  |  | 50               |               |                                  |  |
|--|---------|------------------|---------------|----------------------------------|--|------------------|---------------|----------------------------------|--|------------------|---------------|----------------------------------|--|
|  |         | Case φD × L (mm) | Casing symbol | ESR (Ω max. / 100kHz) 20°C -40°C | Rated ripple current (mA rms / 100kHz) 150°C 125°C | Case φD × L (mm) | Casing symbol | ESR (Ω max. / 100kHz) 20°C -40°C | Rated ripple current (mA rms / 100kHz) 150°C 125°C | Case φD × L (mm) | Casing symbol | ESR (Ω max. / 100kHz) 20°C -40°C | Rated ripple current (mA rms / 100kHz) 150°C 125°C |
| 1800                                       | —       | —                | —             | —                                | —  | —                | —             | —                                | —  | —                | —             | —                                | —  |
| 2400                                       | —       | —                | —             | —                                | —  | —                | —             | —                                | —  | —                | —             | —                                | —  |
| 2700                                       | —       | —                | —             | —                                | 18 × 42  | K9               | 0.020         | 0.11                             | 3100   | 8000             | —             | —                                | —  |
| 3300                                       | —       | —                | —             | —                                | 20 × 42  | L9               | 0.018         | 0.10                             | 3500   | 10000            | —             | —                                | —  |
| 3900                                       | —       | —                | —             | —                                | 22 × 42  | N9               | 0.018         | 0.10                             | 3700   | 10500            | —             | —                                | —  |
| 4700                                       | 18 × 42 | K9               | 0.020         | 0.11                             | 3100   | 8000             | —             | —                                | —  | —                | —             | —                                | —  |
|  | 20 × 42 | L9               | 0.018         | 0.10                             | 3500   | 10000            | —             | —                                | —  | —                | —             | —                                | —  |
|  | 22 × 42 | N9               | 0.018         | 0.10                             | 3700   | 10500            | —             | —                                | —  | —                | —             | —                                | —  |

| Rated voltage (V) \ Rated capacitance (μF) | Item    | 63               |               |                                  |  | 80               |               |                                  |  |
|--|---------|------------------|---------------|----------------------------------|--|------------------|---------------|----------------------------------|--|
|  |         | Case φD × L (mm) | Casing symbol | ESR (Ω max. / 100kHz) 20°C -40°C | Rated ripple current (mA rms / 100kHz) 150°C 125°C | Case φD × L (mm) | Casing symbol | ESR (Ω max. / 100kHz) 20°C -40°C | Rated ripple current (mA rms / 100kHz) 150°C 125°C |
| 800  | —       | —                | —             | —                                | —  | —                | —             | —                                | —  |
| 1000                                       | —       | —                | —             | —                                | —  | —                | —             | —                                | —  |
| 1100                                       | —       | —                | —             | —                                | —  | —                | —             | —                                | —  |
| 1200                                       | 18 × 42 | K9               | 0.034         | 0.19                             | 2900   | 7300             | —             | —                                | —  |
| 1500                                       | 20 × 42 | L9               | 0.029         | 0.16                             | 3300   | 9300             | —             | —                                | —  |
| 1800                                       | 22 × 42 | N9               | 0.029         | 0.16                             | 3500   | 9800             | —             | —                                | —  |

|  |                           |
|--|---------------------------|
| <p><b>Aluminum Electrolytic Capacitors</b></p>   | <p>ALUMINUM</p>           |
| <p>Conductive Polymer Hybrid Aluminum Electrolytic Capacitors<br/>Aluminum Electrolytic Capacitors With Conductive Polymer Solid Electrolyte</p> | <p>POLYMER HYBRID</p>     |
| <p>Chip Type Aluminum Electrolytic Capacitors</p>  | <p>CHIP ALUMINUM</p>      |
| <p>Miniature Type Aluminum Electrolytic Capacitors</p>   | <p>MINIATURE ALUMINUM</p> |
| <p><b>Large Capacitance Aluminum Electrolytic Capacitors</b></p>   | <p>LARGE ALUMINUM</p>     |
| <p>Aluminum Electrolytic Capacitors for Audio</p>  | <p>FOR AUDIO ALUMINUM</p> |

# LA5, LT5 LARGE CAPACITANCE ALUMINUM ELECTROLYTIC CAPACITORS **ELNA®**

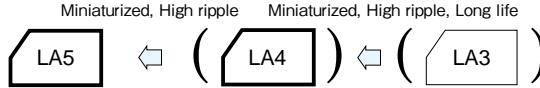
## PCB Snap-In Miniaturized Capacitors

GREEN CAP

- 20mm-tall products for every diameter of  $\phi 22$  to  $\phi 35$  are now offered in series.
- As many as 4 case sizes available for the same rating.



Marking color : White print on a black sleeve

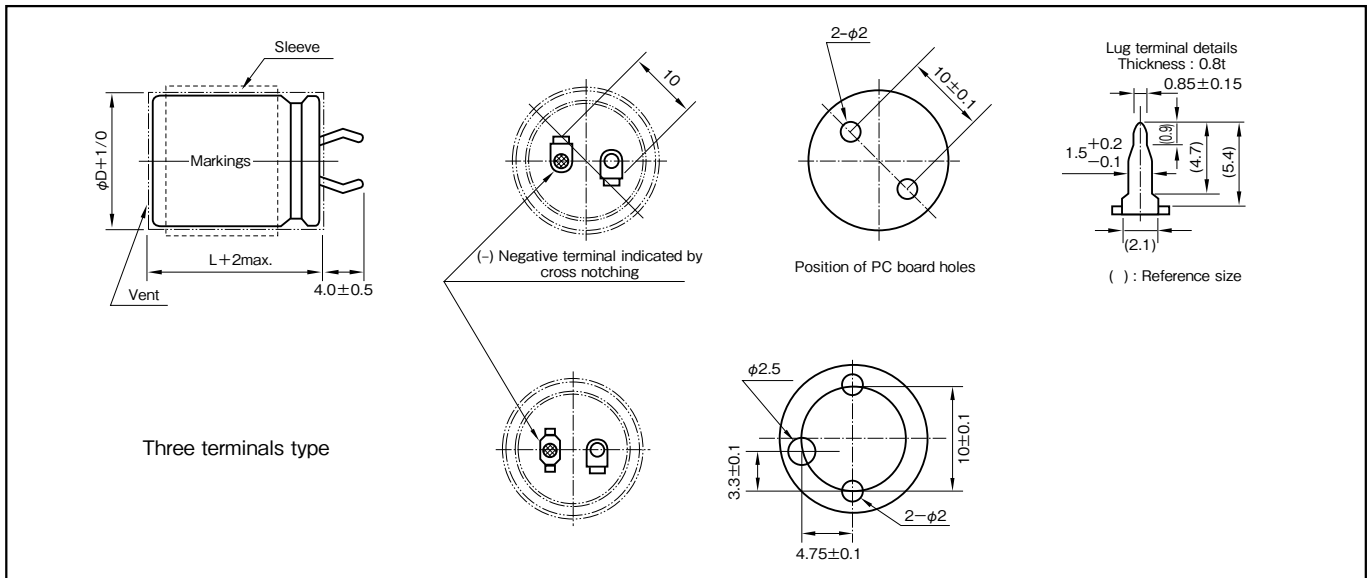


### Specifications

| Item  | Performance  |   |                   |                   |            |            |            |           |             |      |          |           |            |            |      |               |   |   |   |   |   |   |               |    |    |    |   |   |   |
|---|--|---|-------------------|-------------------|------------|------------|------------|-----------|-------------|------|----------|-----------|------------|------------|------|---------------|---|---|---|---|---|---|---------------|----|----|----|---|---|---|
| Category temperature range (°C)             | -40 to +85 (450V is at -25 to +85)   |   |                   |                   |            |            |            |           |             |      |          |           |            |            |      |               |   |   |   |   |   |   |               |    |    |    |   |   |   |
| Tolerance at rated capacitance (%)          | ±20 (20°C, 120Hz)  |   |                   |                   |            |            |            |           |             |      |          |           |            |            |      |               |   |   |   |   |   |   |               |    |    |    |   |   |   |
| Leakage current (μA) (max.)                 | $3\sqrt{CV}$ (after 5 minutes) C : Rated capacitance (μF) ; V : Rated voltage (V) (20°C)   |   |                   |                   |            |            |            |           |             |      |          |           |            |            |      |               |   |   |   |   |   |   |               |    |    |    |   |   |   |
| Tangent of loss angle (tanδ)                | <table border="1"> <thead> <tr> <th>Rated voltage (V)</th> <th>10</th> <th>16</th> <th>25</th> <th>35</th> <th>50</th> <th>63 to 100</th> </tr> </thead> <tbody> <tr> <td>tanδ (max.)</td> <td>0.80</td> <td>0.60</td> <td>0.50</td> <td>0.40</td> <td>0.30</td> <td>0.20</td> </tr> </tbody> </table>   | Rated voltage (V)                           | 10                | 16                | 25         | 35         | 50         | 63 to 100 | tanδ (max.) | 0.80 | 0.60     | 0.50      | 0.40       | 0.30       | 0.20 |               |   |   |   |   |   |   |               |    |    |    |   |   |   |
|   | Rated voltage (V)  | 10  | 16                | 25                | 35         | 50         | 63 to 100  |           |             |      |          |           |            |            |      |               |   |   |   |   |   |   |               |    |    |    |   |   |   |
| tanδ (max.)                                 | 0.80   | 0.60  | 0.50              | 0.40              | 0.30       | 0.20       |            |           |             |      |          |           |            |            |      |               |   |   |   |   |   |   |               |    |    |    |   |   |   |
|   | <table border="1"> <thead> <tr> <th rowspan="2">tanδ (max.)</th> <th rowspan="2">φD (mm)</th> <th colspan="2">Rated voltage (V)</th> </tr> <tr> <th>160 to 250</th> <th>315 to 450</th> </tr> </thead> <tbody> <tr> <td rowspan="2"></td> <td>22 to 30</td> <td>0.10</td> <td>0.15</td> </tr> <tr> <td>35</td> <td>0.15</td> <td>0.15</td> </tr> </tbody> </table> <p>(20°C, 120Hz)</p>  | tanδ (max.)                                 | φD (mm)           | Rated voltage (V) |            | 160 to 250 | 315 to 450 |           | 22 to 30    | 0.10 | 0.15     | 35        | 0.15       | 0.15       |      |               |   |   |   |   |   |   |               |    |    |    |   |   |   |
| tanδ (max.)                                 | φD (mm)  |   |                   | Rated voltage (V) |            |            |            |           |             |      |          |           |            |            |      |               |   |   |   |   |   |   |               |    |    |    |   |   |   |
|   |  | 160 to 250                                  | 315 to 450        |                   |            |            |            |           |             |      |          |           |            |            |      |               |   |   |   |   |   |   |               |    |    |    |   |   |   |
|   | 22 to 30   | 0.10  | 0.15              |                   |            |            |            |           |             |      |          |           |            |            |      |               |   |   |   |   |   |   |               |    |    |    |   |   |   |
|   | 35   | 0.15  | 0.15              |                   |            |            |            |           |             |      |          |           |            |            |      |               |   |   |   |   |   |   |               |    |    |    |   |   |   |
| Characteristics at high and low temperature | <table border="1"> <thead> <tr> <th rowspan="2">Impedance ratio (max.)</th> <th colspan="7">Rated voltage (V)</th> </tr> <tr> <th>10</th> <th>16 to 35</th> <th>50 to 100</th> <th>160 to 200</th> <th>250 to 400</th> <th>450</th> </tr> </thead> <tbody> <tr> <td>Z-25°C/Z+20°C</td> <td>5</td> <td>4</td> <td>3</td> <td>3</td> <td>4</td> <td>4</td> </tr> <tr> <td>Z-40°C/Z+20°C</td> <td>18</td> <td>15</td> <td>10</td> <td>6</td> <td>8</td> <td>—</td> </tr> </tbody> </table> <p>(120Hz)</p> | Impedance ratio (max.)                      | Rated voltage (V) |                   |            |            |            |           |             | 10   | 16 to 35 | 50 to 100 | 160 to 200 | 250 to 400 | 450  | Z-25°C/Z+20°C | 5 | 4 | 3 | 3 | 4 | 4 | Z-40°C/Z+20°C | 18 | 15 | 10 | 6 | 8 | — |
|   | Impedance ratio (max.)   |   | Rated voltage (V) |                   |            |            |            |           |             |      |          |           |            |            |      |               |   |   |   |   |   |   |               |    |    |    |   |   |   |
| 10  |  | 16 to 35                                    | 50 to 100         | 160 to 200        | 250 to 400 | 450        |            |           |             |      |          |           |            |            |      |               |   |   |   |   |   |   |               |    |    |    |   |   |   |
| Z-25°C/Z+20°C                               | 5  | 4   | 3                 | 3                 | 4          | 4          |            |           |             |      |          |           |            |            |      |               |   |   |   |   |   |   |               |    |    |    |   |   |   |
| Z-40°C/Z+20°C                               | 18   | 15  | 10                | 6                 | 8          | —          |            |           |             |      |          |           |            |            |      |               |   |   |   |   |   |   |               |    |    |    |   |   |   |
| Endurance (85°C) (Applied ripple current)   | Test time  | 2000 hours                                  |                   |                   |            |            |            |           |             |      |          |           |            |            |      |               |   |   |   |   |   |   |               |    |    |    |   |   |   |
|   | Leakage current  | The initial specified value or less         |                   |                   |            |            |            |           |             |      |          |           |            |            |      |               |   |   |   |   |   |   |               |    |    |    |   |   |   |
|   | Percentage of capacitance change   | Within ±20% of initial value                |                   |                   |            |            |            |           |             |      |          |           |            |            |      |               |   |   |   |   |   |   |               |    |    |    |   |   |   |
|   | Tangent of the loss angle  | 200% or less of the initial specified value |                   |                   |            |            |            |           |             |      |          |           |            |            |      |               |   |   |   |   |   |   |               |    |    |    |   |   |   |
| Shelf life (85°C)                           | Test time  | 1000 hours                                  |                   |                   |            |            |            |           |             |      |          |           |            |            |      |               |   |   |   |   |   |   |               |    |    |    |   |   |   |
|   | Leakage current  | The initial specified value or less         |                   |                   |            |            |            |           |             |      |          |           |            |            |      |               |   |   |   |   |   |   |               |    |    |    |   |   |   |
|   | Percentage of capacitance change   | Within ±15% of initial value                |                   |                   |            |            |            |           |             |      |          |           |            |            |      |               |   |   |   |   |   |   |               |    |    |    |   |   |   |
|   | Tangent of the loss angle  | 150% or less of the initial specified value |                   |                   |            |            |            |           |             |      |          |           |            |            |      |               |   |   |   |   |   |   |               |    |    |    |   |   |   |
| Applicable standards                        | JIS C5101-1, -4 (IEC 60384-1, -4)  |   |                   |                   |            |            |            |           |             |      |          |           |            |            |      |               |   |   |   |   |   |   |               |    |    |    |   |   |   |

### Outline Drawing

Unit : mm



| Part numbering system                          |                      |                          |                              |             |                 |         |
|--|----------------------|--------------------------|------------------------------|-------------|-----------------|---------|
| series LA5, standard terminal type : 400V330μF |                      |                          |                              |             |                 |         |
| LA5  | 400                  | V                        | 331                          | M           | S43             | # B     |
| Series code                                    | Rated voltage symbol | Rated capacitance symbol | Capacitance tolerance symbol | Case symbol | Optional symbol |         |
| series LT5, three terminals type : 400V330μF   |                      |                          |                              |             |                 |         |
| LT5  | —                    | 400                      | V                            | 331         | M               | S43 # B |
| Series code                                    | Rated voltage symbol | Rated capacitance symbol | Capacitance tolerance symbol | Case symbol | Optional symbol |         |

### Coefficient of Frequency for Rated Ripple Current

| Rated voltage (V) | Frequency (Hz) |     |      |      |      |
|-------------------|----------------|-----|------|------|------|
|                   | 50             | 120 | 1k   | 10k  | 20k  |
| 100 or less       | 0.95           | 1   | 1.10 | 1.15 | 1.15 |
| 160 to 250        | 0.81           | 1   | 1.32 | 1.45 | 1.50 |
| 315 or more       | 0.77           | 1   | 1.30 | 1.41 | 1.43 |

NOTE : Design, Specifications are subject to change without notice. It is recommended that you shall obtain technical specifications from ELNA to ensure that the component is suitable for your use.

Standard Ratings

| Rated voltage (V) | Rated capacitance (µF) | Case (mm) |     | Casing Symbol | Rated ripple current (Arms) | Rated voltage (V) | Rated capacitance (µF) | Case (mm) |      | Casing Symbol | Rated ripple current (Arms) | Rated voltage (V) | Rated capacitance (µF) | Case (mm) |    | Casing Symbol | Rated ripple current (Arms) |
|-------------------|------------------------|-----------|-----|---------------|-----------------------------|-------------------|------------------------|-----------|------|---------------|-----------------------------|-------------------|------------------------|-----------|----|---------------|-----------------------------|
|                   |                        | D         | L   |               |                             |                   |                        | D         | L    |               |                             |                   |                        | D         | L  |               |                             |
| 10                | 8200                   | 22        | 20  | S21           | 2.00                        | 10                | 47000                  | 35        | 25   | S52           | 5.97                        | 16                | 22000                  | 22        | 35 | S24           | 4.12                        |
|                   | 10000                  | 22        | 20  | S21           | 2.21                        |                   | 47000                  | 35        | 30   | S53           | 6.20                        |                   | 22000                  | 22        | 40 | S25           | 4.31                        |
|                   | 12000                  | 22        | 20  | S21           | 2.42                        |                   | 56000                  | 25        | 45   | S36           | 6.47                        |                   | 22000                  | 22        | 50 | S27           | 4.50                        |
|                   | 12000                  | 22        | 25  | S22           | 2.50                        |                   | 56000                  | 25        | 50   | S37           | 6.55                        |                   | 22000                  | 25        | 30 | S33           | 4.12                        |
|                   | 12000                  | 25        | 20  | S31           | 2.50                        |                   | 56000                  | 30        | 35   | S44           | 6.59                        |                   | 22000                  | 25        | 35 | S34           | 4.31                        |
|                   | 15000                  | 22        | 25  | S22           | 2.80                        |                   | 56000                  | 30        | 40   | S45           | 6.66                        |                   | 22000                  | 25        | 40 | S35           | 4.40                        |
|                   | 15000                  | 22        | 30  | S23           | 3.00                        |                   | 56000                  | 30        | 45   | S46           | 6.90                        |                   | 22000                  | 30        | 25 | S42           | 4.31                        |
|                   | 15000                  | 25        | 20  | S31           | 2.80                        |                   | 56000                  | 35        | 30   | S53           | 6.77                        |                   | 22000                  | 30        | 30 | S43           | 4.40                        |
|                   | 18000                  | 22        | 25  | S22           | 3.06                        |                   | 56000                  | 35        | 35   | S54           | 7.00                        |                   | 22000                  | 35        | 20 | S51           | 4.48                        |
|                   | 18000                  | 22        | 30  | S23           | 3.29                        |                   | 68000                  | 25        | 50   | S37           | 7.22                        |                   | 22000                  | 35        | 25 | S52           | 4.60                        |
|                   | 18000                  | 25        | 20  | S31           | 3.06                        |                   | 68000                  | 30        | 40   | S45           | 7.34                        |                   | 27000                  | 22        | 40 | S25           | 4.78                        |
|                   | 18000                  | 25        | 25  | S32           | 3.20                        |                   | 68000                  | 30        | 45   | S46           | 7.60                        |                   | 27000                  | 22        | 45 | S26           | 4.90                        |
|                   | 18000                  | 30        | 20  | S41           | 3.30                        |                   | 68000                  | 30        | 50   | S47           | 7.70                        |                   | 27000                  | 25        | 35 | S34           | 4.78                        |
|                   | 22000                  | 22        | 30  | S23           | 3.63                        |                   | 68000                  | 35        | 30   | S53           | 7.46                        |                   | 27000                  | 25        | 40 | S35           | 4.87                        |
|                   | 22000                  | 22        | 35  | S24           | 3.70                        |                   | 68000                  | 35        | 35   | S54           | 7.71                        |                   | 27000                  | 25        | 45 | S36           | 5.00                        |
|                   | 22000                  | 25        | 25  | S32           | 3.54                        |                   | 68000                  | 35        | 40   | S55           | 7.90                        |                   | 27000                  | 30        | 25 | S42           | 4.78                        |
|                   | 22000                  | 25        | 30  | S33           | 3.70                        |                   | 82000                  | 30        | 45   | S46           | 8.35                        |                   | 27000                  | 30        | 30 | S43           | 4.87                        |
|                   | 22000                  | 30        | 20  | S41           | 3.65                        |                   | 82000                  | 30        | 50   | S47           | 8.46                        |                   | 27000                  | 30        | 35 | S44           | 5.10                        |
|                   | 22000                  | 35        | 20  | S51           | 3.90                        |                   | 82000                  | 35        | 35   | S54           | 8.47                        |                   | 27000                  | 35        | 25 | S52           | 5.10                        |
|                   | 27000                  | 22        | 35  | S24           | 3.90                        |                   | 82000                  | 35        | 40   | S55           | 8.68                        |                   | 33000                  | 22        | 45 | S26           | 5.41                        |
|                   | 27000                  | 22        | 40  | S25           | 4.10                        |                   | 82000                  | 35        | 45   | S56           | 8.90                        |                   | 33000                  | 22        | 50 | S27           | 5.51                        |
|                   | 27000                  | 22        | 45  | S26           | 4.30                        |                   | 100000                 | 30        | 50   | S47           | 9.34                        |                   | 33000                  | 25        | 40 | S35           | 5.39                        |
|                   | 27000                  | 25        | 25  | S32           | 3.92                        |                   | 100000                 | 35        | 40   | S55           | 9.58                        |                   | 33000                  | 25        | 45 | S36           | 5.53                        |
|                   | 27000                  | 25        | 30  | S33           | 4.10                        |                   | 100000                 | 35        | 50   | S57           | 10.20                       |                   | 33000                  | 30        | 30 | S43           | 5.39                        |
|                   | 27000                  | 25        | 35  | S34           | 4.20                        |                   | 120000                 | 35        | 45   | S56           | 10.80                       |                   | 33000                  | 30        | 35 | S44           | 5.64                        |
|                   | 27000                  | 30        | 20  | S41           | 4.04                        |                   | 120000                 | 35        | 50   | S57           | 11.20                       |                   | 33000                  | 30        | 40 | S45           | 5.80                        |
|                   | 27000                  | 30        | 25  | S42           | 4.20                        |                   | 150000                 | 35        | 50   | S57           | 12.50                       |                   | 33000                  | 35        | 25 | S52           | 5.63                        |
|                   | 27000                  | 35        | 20  | S51           | 4.32                        |                   | 5600                   | 22        | 20   | S21           | 1.90                        |                   | 33000                  | 35        | 30 | S53           | 5.80                        |
|                   | 33000                  | 22        | 35  | S24           | 4.53                        |                   | 6800                   | 22        | 20   | S21           | 2.09                        |                   | 39000                  | 25        | 45 | S36           | 6.01                        |
|                   | 33000                  | 22        | 40  | S25           | 4.54                        |                   | 8200                   | 22        | 20   | S21           | 2.21                        |                   | 39000                  | 25        | 50 | S37           | 6.27                        |
|                   | 33000                  | 22        | 50  | S27           | 4.90                        |                   | 8200                   | 22        | 25   | S22           | 2.40                        |                   | 39000                  | 30        | 35 | S44           | 6.13                        |
|                   | 33000                  | 25        | 30  | S33           | 4.53                        |                   | 8200                   | 25        | 20   | S31           | 2.30                        |                   | 39000                  | 30        | 40 | S45           | 6.31                        |
|                   | 33000                  | 25        | 35  | S34           | 4.64                        |                   | 10000                  | 22        | 25   | S22           | 2.65                        |                   | 39000                  | 30        | 45 | S46           | 6.40                        |
|                   | 33000                  | 25        | 40  | S35           | 4.80                        |                   | 10000                  | 25        | 20   | S31           | 2.54                        |                   | 39000                  | 35        | 30 | S53           | 6.31                        |
|                   | 33000                  | 30        | 25  | S42           | 4.64                        |                   | 12000                  | 22        | 25   | S22           | 2.78                        |                   | 39000                  | 35        | 35 | S54           | 6.50                        |
|                   | 33000                  | 30        | 30  | S43           | 4.90                        |                   | 12000                  | 22        | 30   | S23           | 3.00                        |                   | 47000                  | 25        | 50 | S37           | 6.88                        |
|                   | 33000                  | 35        | 20  | S51           | 4.78                        |                   | 12000                  | 25        | 20   | S31           | 2.78                        |                   | 47000                  | 30        | 40 | S45           | 6.92                        |
|                   | 33000                  | 35        | 25  | S52           | 5.00                        |                   | 12000                  | 25        | 25   | S32           | 2.90                        |                   | 47000                  | 30        | 45 | S46           | 7.03                        |
|                   | 39000                  | 22        | 40  | S25           | 4.93                        |                   | 12000                  | 30        | 20   | S41           | 3.00                        |                   | 47000                  | 30        | 50 | S47           | 7.20                        |
|                   | 39000                  | 22        | 45  | S26           | 5.17                        |                   | 15000                  | 22        | 30   | S23           | 3.35                        |                   | 47000                  | 35        | 30 | S53           | 6.92                        |
|                   | 39000                  | 25        | 35  | S34           | 5.05                        |                   | 15000                  | 22        | 35   | S24           | 3.40                        |                   | 47000                  | 35        | 35 | S54           | 7.14                        |
|                   | 39000                  | 25        | 40  | S35           | 5.22                        |                   | 15000                  | 25        | 25   | S32           | 3.24                        |                   | 47000                  | 35        | 40 | S55           | 7.40                        |
|                   | 39000                  | 25        | 45  | S36           | 5.40                        |                   | 15000                  | 25        | 30   | S33           | 3.40                        |                   | 56000                  | 30        | 45 | S46           | 7.67                        |
|                   | 39000                  | 30        | 25  | S42           | 5.05                        |                   | 15000                  | 30        | 20   | S41           | 3.35                        |                   | 56000                  | 30        | 50 | S47           | 7.86                        |
|                   | 39000                  | 30        | 30  | S43           | 5.33                        |                   | 15000                  | 35        | 20   | S51           | 3.70                        |                   | 56000                  | 35        | 35 | S54           | 7.79                        |
| 39000             | 30                     | 35        | S44 | 5.50          | 18000                       | 22                | 30                     | S23       | 3.67 | 56000         | 35                          | 40                | S55                    | 8.08      |    |               |                             |
| 39000             | 35                     | 25        | S52 | 5.44          | 18000                       | 22                | 35                     | S24       | 3.72 | 56000         | 35                          | 45                | S56                    | 8.20      |    |               |                             |
| 47000             | 22                     | 50        | S27 | 5.85          | 18000                       | 22                | 40                     | S25       | 3.90 | 68000         | 30                          | 50                | S47                    | 8.66      |    |               |                             |
| 47000             | 25                     | 40        | S35 | 5.73          | 18000                       | 25                | 25                     | S32       | 3.55 | 68000         | 35                          | 40                | S55                    | 8.90      |    |               |                             |
| 47000             | 25                     | 45        | S36 | 5.93          | 18000                       | 25                | 30                     | S33       | 3.72 | 68000         | 35                          | 45                | S56                    | 9.04      |    |               |                             |
| 47000             | 25                     | 50        | S37 | 6.00          | 18000                       | 25                | 35                     | S34       | 3.90 | 82000         | 35                          | 45                | S56                    | 9.92      |    |               |                             |
| 47000             | 30                     | 30        | S43 | 5.85          | 18000                       | 30                | 20                     | S41       | 3.67 | 82000         | 35                          | 50                | S57                    | 10.30     |    |               |                             |
| 47000             | 30                     | 35        | S44 | 6.04          | 18000                       | 30                | 25                     | S42       | 3.90 | 100000        | 35                          | 50                | S57                    | 11.40     |    |               |                             |
| 47000             | 30                     | 40        | S45 | 6.10          | 18000                       | 35                | 20                     | S51       | 4.05 |               |                             |                   |                        |           |    |               |                             |

(Note) Rated ripple current : 85°C , 120Hz ; ESR. : 20°C , 120Hz

• The standard ratings follow the next page.

# LA5, LT5 LARGE CAPACITANCE ALUMINUM ELECTROLYTIC CAPACITORS **ELNA®**

## Standard Ratings

|           | Rated voltage (V) | Rated capacitance (μF) | Case (mm) |      | Casing Symbol | Rated ripple current (Arms) | Rated voltage (V) | Rated capacitance (μF) | Case (mm) |       | Casing Symbol | Rated ripple current (Arms) | Rated voltage (V) | Rated capacitance (μF) | Case (mm) |    | Casing Symbol | Rated ripple current (Arms) |
|-----------|-------------------|------------------------|-----------|------|---------------|-----------------------------|-------------------|------------------------|-----------|-------|---------------|-----------------------------|-------------------|------------------------|-----------|----|---------------|-----------------------------|
|           |                   |                        | D         | L    |               |                             |                   |                        | D         | L     |               |                             |                   |                        | D         | L  |               |                             |
| ALUMINIUM | 25                | 3900                   | 22        | 20   | S21           | 1.80                        | 25                | 22000                  | 35        | 25    | S52           | 5.33                        | 35                | 10000                  | 22        | 35 | S24           | 3.52                        |
|           |                   | 4700                   | 22        | 20   | S21           | 1.98                        |                   | 22000                  | 35        | 30    | S53           | 5.50                        |                   | 10000                  | 22        | 40 | S25           | 3.64                        |
|           |                   | 5600                   | 22        | 20   | S21           | 2.16                        |                   | 27000                  | 25        | 45    | S36           | 5.76                        |                   | 10000                  | 22        | 50 | S27           | 3.90                        |
|           |                   | 5600                   | 22        | 25   | S22           | 2.30                        |                   | 27000                  | 25        | 50    | S37           | 5.98                        |                   | 10000                  | 25        | 30 | S33           | 3.52                        |
|           |                   | 5600                   | 25        | 20   | S31           | 2.20                        |                   | 27000                  | 30        | 35    | S44           | 5.88                        |                   | 10000                  | 25        | 35 | S34           | 3.64                        |
|           |                   | 6800                   | 22        | 25   | S22           | 2.53                        |                   | 27000                  | 30        | 40    | S45           | 6.09                        |                   | 10000                  | 25        | 40 | S35           | 3.80                        |
|           |                   | 6800                   | 25        | 20   | S31           | 2.42                        |                   | 27000                  | 30        | 45    | S46           | 6.20                        |                   | 10000                  | 30        | 25 | S42           | 3.64                        |
|           |                   | 8200                   | 22        | 25   | S22           | 2.78                        |                   | 27000                  | 35        | 30    | S53           | 6.09                        |                   | 10000                  | 30        | 30 | S43           | 3.80                        |
|           |                   | 8200                   | 22        | 30   | S23           | 2.80                        |                   | 27000                  | 35        | 35    | S54           | 6.30                        |                   | 10000                  | 35        | 20 | S51           | 3.76                        |
|           |                   | 8200                   | 25        | 20   | S31           | 2.66                        |                   | 33000                  | 25        | 50    | S37           | 6.61                        |                   | 10000                  | 35        | 25 | S52           | 4.00                        |
|           |                   | 8200                   | 25        | 25   | S32           | 2.80                        |                   | 33000                  | 30        | 40    | S45           | 6.74                        |                   | 12000                  | 22        | 40 | S25           | 3.99                        |
|           |                   | 8200                   | 30        | 20   | S41           | 2.90                        |                   | 33000                  | 30        | 45    | S46           | 6.85                        |                   | 12000                  | 22        | 45 | S26           | 4.09                        |
|           |                   | 10000                  | 22        | 30   | S23           | 3.09                        |                   | 33000                  | 30        | 50    | S47           | 7.00                        |                   | 12000                  | 25        | 35 | S34           | 3.99                        |
|           |                   | 10000                  | 22        | 35   | S24           | 3.20                        |                   | 33000                  | 35        | 30    | S53           | 6.74                        |                   | 12000                  | 25        | 40 | S35           | 4.16                        |
|           |                   | 10000                  | 25        | 25   | S32           | 3.09                        |                   | 33000                  | 35        | 35    | S54           | 6.96                        |                   | 12000                  | 25        | 45 | S36           | 4.30                        |
|           |                   | 10000                  | 25        | 30   | S33           | 3.20                        |                   | 33000                  | 35        | 40    | S55           | 7.20                        |                   | 12000                  | 30        | 25 | S42           | 3.99                        |
|           |                   | 10000                  | 30        | 20   | S41           | 3.20                        |                   | 39000                  | 30        | 45    | S46           | 7.45                        |                   | 12000                  | 30        | 30 | S43           | 4.16                        |
|           |                   | 10000                  | 35        | 20   | S51           | 3.50                        |                   | 39000                  | 30        | 50    | S47           | 7.61                        |                   | 12000                  | 30        | 35 | S44           | 4.30                        |
|           |                   | 12000                  | 22        | 30   | S23           | 3.39                        |                   | 39000                  | 35        | 35    | S54           | 7.57                        |                   | 12000                  | 35        | 25 | S52           | 4.38                        |
|           |                   | 12000                  | 22        | 35   | S24           | 3.51                        |                   | 39000                  | 35        | 40    | S55           | 7.83                        |                   | 15000                  | 22        | 45 | S26           | 4.58                        |
|           |                   | 12000                  | 22        | 40   | S25           | 3.70                        |                   | 39000                  | 35        | 45    | S56           | 8.00                        |                   | 15000                  | 22        | 50 | S27           | 4.78                        |
|           |                   | 12000                  | 25        | 25   | S32           | 3.39                        |                   | 47000                  | 30        | 50    | S47           | 8.35                        |                   | 15000                  | 25        | 40 | S35           | 4.65                        |
|           |                   | 12000                  | 25        | 30   | S33           | 3.51                        |                   | 47000                  | 35        | 40    | S55           | 8.59                        |                   | 15000                  | 25        | 45 | S36           | 4.81                        |
|           |                   | 12000                  | 25        | 35   | S34           | 3.70                        |                   | 47000                  | 35        | 45    | S56           | 8.78                        |                   | 15000                  | 25        | 50 | S37           | 4.90                        |
|           |                   | 12000                  | 30        | 20   | S41           | 3.51                        |                   | 56000                  | 35        | 45    | S56           | 9.59                        |                   | 15000                  | 30        | 30 | S43           | 4.65                        |
|           |                   | 12000                  | 30        | 25   | S42           | 3.70                        |                   | 56000                  | 35        | 50    | S57           | 9.96                        |                   | 15000                  | 30        | 35 | S44           | 4.81                        |
|           |                   | 12000                  | 35        | 20   | S51           | 3.83                        |                   | 68000                  | 35        | 50    | S57           | 11.00                       |                   | 15000                  | 30        | 40 | S45           | 5.00                        |
|           |                   | 15000                  | 22        | 35   | S24           | 3.92                        |                   | 2700                   | 22        | 20    | S21           | 1.60                        |                   | 15000                  | 35        | 25 | S52           | 4.90                        |
|           |                   | 15000                  | 22        | 40   | S25           | 4.14                        |                   | 3300                   | 22        | 20    | S21           | 1.77                        |                   | 15000                  | 35        | 30 | S53           | 5.00                        |
|           |                   | 15000                  | 22        | 50   | S27           | 4.30                        |                   | 3900                   | 22        | 20    | S21           | 1.92                        |                   | 18000                  | 25        | 45 | S36           | 5.27                        |
|           |                   | 15000                  | 25        | 30   | S33           | 3.92                        |                   | 3900                   | 22        | 25    | S22           | 2.10                        |                   | 18000                  | 25        | 50 | S37           | 5.37                        |
|           |                   | 15000                  | 25        | 35   | S34           | 4.14                        |                   | 3900                   | 25        | 20    | S31           | 2.00                        |                   | 18000                  | 30        | 35 | S44           | 5.27                        |
| 15000     | 25                | 40                     | S35       | 4.20 | 4700          | 22                          | 25                | S22                    | 2.31      | 18000 | 30            | 40                          | S45               | 5.48                   |           |    |               |                             |
| 15000     | 30                | 25                     | S42       | 4.14 | 4700          | 22                          | 30                | S23                    | 2.40      | 18000 | 30            | 45                          | S46               | 5.60                   |           |    |               |                             |
| 15000     | 30                | 30                     | S43       | 4.30 | 4700          | 25                          | 20                | S31                    | 2.20      | 18000 | 35            | 30                          | S53               | 5.48                   |           |    |               |                             |
| 15000     | 35                | 20                     | S51       | 4.29 | 5600          | 22                          | 25                | S22                    | 2.52      | 18000 | 35            | 35                          | S54               | 5.70                   |           |    |               |                             |
| 15000     | 35                | 25                     | S52       | 4.40 | 5600          | 22                          | 30                | S23                    | 2.62      | 22000 | 25            | 50                          | S37               | 5.93                   |           |    |               |                             |
| 18000     | 22                | 40                     | S25       | 4.53 | 5600          | 25                          | 20                | S31                    | 2.40      | 22000 | 30            | 40                          | S45               | 6.06                   |           |    |               |                             |
| 18000     | 22                | 45                     | S26       | 4.62 | 5600          | 25                          | 25                | S32                    | 2.60      | 22000 | 30            | 45                          | S46               | 6.19                   |           |    |               |                             |
| 18000     | 25                | 35                     | S34       | 4.53 | 5600          | 30                          | 20                | S41                    | 2.60      | 22000 | 30            | 50                          | S47               | 6.30                   |           |    |               |                             |
| 18000     | 25                | 40                     | S35       | 4.60 | 6800          | 22                          | 30                | S23                    | 2.89      | 22000 | 35            | 30                          | S53               | 6.06                   |           |    |               |                             |
| 18000     | 25                | 45                     | S36       | 4.70 | 6800          | 22                          | 35                | S24                    | 2.90      | 22000 | 35            | 35                          | S54               | 6.30                   |           |    |               |                             |
| 18000     | 30                | 25                     | S42       | 4.53 | 6800          | 25                          | 25                | S32                    | 2.87      | 22000 | 35            | 40                          | S55               | 6.40                   |           |    |               |                             |
| 18000     | 30                | 30                     | S43       | 4.71 | 6800          | 25                          | 30                | S33                    | 2.90      | 27000 | 30            | 45                          | S46               | 6.86                   |           |    |               |                             |
| 18000     | 30                | 35                     | S44       | 4.80 | 6800          | 30                          | 20                | S41                    | 2.87      | 27000 | 30            | 50                          | S47               | 6.98                   |           |    |               |                             |
| 18000     | 35                | 25                     | S52       | 4.82 | 6800          | 35                          | 20                | S51                    | 3.10      | 27000 | 35            | 35                          | S54               | 6.98                   |           |    |               |                             |
| 22000     | 22                | 45                     | S26       | 5.11 | 8200          | 22                          | 35                | S24                    | 3.18      | 27000 | 35            | 40                          | S55               | 7.09                   |           |    |               |                             |
| 22000     | 22                | 50                     | S27       | 5.21 | 8200          | 22                          | 40                | S25                    | 3.30      | 27000 | 35            | 50                          | S57               | 7.40                   |           |    |               |                             |
| 22000     | 25                | 40                     | S35       | 5.09 | 8200          | 25                          | 25                | S32                    | 3.15      | 33000 | 30            | 50                          | S47               | 7.72                   |           |    |               |                             |
| 22000     | 25                | 45                     | S36       | 5.20 | 8200          | 25                          | 30                | S33                    | 3.18      | 33000 | 35            | 40                          | S55               | 7.84                   |           |    |               |                             |
| 22000     | 25                | 50                     | S37       | 5.40 | 8200          | 25                          | 35                | S34                    | 3.30      | 33000 | 35            | 45                          | S56               | 7.87                   |           |    |               |                             |
| 22000     | 30                | 30                     | S43       | 5.21 | 8200          | 30                          | 20                | S41                    | 3.15      | 39000 | 35            | 45                          | S56               | 8.56                   |           |    |               |                             |
| 22000     | 30                | 35                     | S44       | 5.31 | 8200          | 30                          | 25                | S42                    | 3.30      | 39000 | 35            | 50                          | S57               | 8.89                   |           |    |               |                             |
| 22000     | 30                | 40                     | S45       | 5.50 | 8200          | 35                          | 20                | S51                    | 3.40      |       |               |                             |                   |                        |           |    |               |                             |

(Note) Rated ripple current : 85°C, 120Hz ; ESR. : 20°C, 120Hz

Standard Ratings

| Rated voltage (V) | Rated capacitance (μF) | Case (mm) |     | Casing Symbol | Rated ripple current (Arms) | Rated voltage (V) | Rated capacitance (μF) | Case (mm) |      | Casing Symbol | Rated ripple current (Arms) | Rated voltage (V) | Rated capacitance (μF) | Case (mm) |    | Casing Symbol | Rated ripple current (Arms) |
|-------------------|------------------------|-----------|-----|---------------|-----------------------------|-------------------|------------------------|-----------|------|---------------|-----------------------------|-------------------|------------------------|-----------|----|---------------|-----------------------------|
|                   |                        | D         | L   |               |                             |                   |                        | D         | L    |               |                             |                   |                        | D         | L  |               |                             |
| 50                | 1800                   | 22        | 20  | S21           | 1.60                        | 50                | 10000                  | 30        | 30   | S43           | 4.73                        | 63                | 3900                   | 35        | 20 | S51           | 3.40                        |
|                   | 2200                   | 22        | 20  | S21           | 1.77                        |                   | 10000                  | 30        | 35   | S44           | 4.86                        |                   | 4700                   | 22        | 35 | S24           | 3.46                        |
|                   | 2700                   | 22        | 20  | S21           | 1.96                        |                   | 10000                  | 30        | 40   | S45           | 5.00                        |                   | 4700                   | 22        | 40 | S25           | 3.62                        |
|                   | 2700                   | 22        | 25  | S22           | 2.10                        |                   | 10000                  | 35        | 25   | S52           | 4.85                        |                   | 4700                   | 22        | 45 | S26           | 3.70                        |
|                   | 2700                   | 25        | 20  | S31           | 2.10                        |                   | 10000                  | 35        | 30   | S53           | 5.00                        |                   | 4700                   | 25        | 30 | S33           | 3.51                        |
|                   | 3300                   | 22        | 25  | S22           | 2.32                        |                   | 12000                  | 25        | 45   | S36           | 5.20                        |                   | 4700                   | 25        | 35 | S34           | 3.60                        |
|                   | 3300                   | 25        | 20  | S31           | 2.32                        |                   | 12000                  | 25        | 50   | S37           | 5.37                        |                   | 4700                   | 30        | 25 | S42           | 3.62                        |
|                   | 3900                   | 22        | 25  | S22           | 2.52                        |                   | 12000                  | 30        | 35   | S44           | 5.32                        |                   | 4700                   | 35        | 20 | S51           | 3.73                        |
|                   | 3900                   | 22        | 30  | S23           | 2.60                        |                   | 12000                  | 30        | 40   | S45           | 5.48                        |                   | 5600                   | 22        | 40 | S25           | 3.95                        |
|                   | 3900                   | 25        | 20  | S31           | 2.52                        |                   | 12000                  | 30        | 45   | S46           | 5.60                        |                   | 5600                   | 22        | 45 | S26           | 4.04                        |
|                   | 3900                   | 25        | 25  | S32           | 2.60                        |                   | 12000                  | 35        | 30   | S53           | 5.48                        |                   | 5600                   | 22        | 50 | S27           | 4.10                        |
|                   | 3900                   | 30        | 20  | S41           | 2.70                        |                   | 12000                  | 35        | 35   | S54           | 5.70                        |                   | 5600                   | 25        | 35 | S34           | 3.93                        |
|                   | 4700                   | 22        | 30  | S23           | 2.85                        |                   | 15000                  | 25        | 50   | S37           | 6.00                        |                   | 5600                   | 25        | 40 | S35           | 4.00                        |
|                   | 4700                   | 22        | 35  | S24           | 3.10                        |                   | 15000                  | 30        | 40   | S45           | 6.12                        |                   | 5600                   | 30        | 25 | S42           | 3.95                        |
|                   | 4700                   | 25        | 25  | S32           | 2.85                        |                   | 15000                  | 30        | 45   | S46           | 6.26                        |                   | 5600                   | 30        | 30 | S43           | 4.10                        |
|                   | 4700                   | 25        | 30  | S33           | 3.00                        |                   | 15000                  | 30        | 50   | S47           | 6.40                        |                   | 5600                   | 35        | 20 | S51           | 4.07                        |
|                   | 4700                   | 30        | 20  | S41           | 2.96                        |                   | 15000                  | 35        | 30   | S53           | 6.12                        |                   | 5600                   | 35        | 25 | S52           | 4.20                        |
|                   | 4700                   | 35        | 20  | S51           | 3.20                        |                   | 15000                  | 35        | 35   | S54           | 6.37                        |                   | 6800                   | 22        | 45 | S26           | 4.45                        |
|                   | 5600                   | 22        | 30  | S23           | 3.12                        |                   | 15000                  | 35        | 40   | S55           | 6.50                        |                   | 6800                   | 22        | 50 | S27           | 4.52                        |
|                   | 5600                   | 22        | 35  | S24           | 3.38                        |                   | 18000                  | 30        | 45   | S46           | 6.86                        |                   | 6800                   | 25        | 35 | S34           | 4.33                        |
|                   | 5600                   | 22        | 40  | S25           | 3.40                        |                   | 18000                  | 30        | 50   | S47           | 7.01                        |                   | 6800                   | 25        | 40 | S35           | 4.41                        |
|                   | 5600                   | 25        | 25  | S32           | 3.12                        |                   | 18000                  | 35        | 35   | S54           | 6.98                        |                   | 6800                   | 25        | 45 | S36           | 4.60                        |
|                   | 5600                   | 25        | 30  | S33           | 3.27                        |                   | 18000                  | 35        | 40   | S55           | 7.12                        |                   | 6800                   | 25        | 45 | S36           | 4.60                        |
|                   | 5600                   | 25        | 35  | S34           | 3.40                        |                   | 18000                  | 35        | 45   | S56           | 7.30                        |                   | 6800                   | 30        | 30 | S43           | 4.52                        |
|                   | 5600                   | 30        | 20  | S41           | 3.24                        |                   | 18000                  | 35        | 45   | S56           | 7.30                        |                   | 6800                   | 30        | 35 | S44           | 4.60                        |
|                   | 5600                   | 30        | 25  | S42           | 3.40                        |                   | 22000                  | 30        | 50   | S47           | 7.75                        |                   | 6800                   | 35        | 25 | S52           | 4.63                        |
|                   | 5600                   | 30        | 25  | S42           | 3.40                        |                   | 22000                  | 35        | 40   | S55           | 7.87                        |                   | 6800                   | 35        | 30 | S53           | 4.80                        |
|                   | 5600                   | 35        | 20  | S51           | 3.49                        |                   | 22000                  | 35        | 45   | S56           | 8.07                        |                   | 8200                   | 22        | 50 | S27           | 4.96                        |
|                   | 6800                   | 22        | 35  | S24           | 3.73                        |                   | 27000                  | 35        | 45   | S56           | 8.94                        |                   | 8200                   | 25        | 45 | S36           | 5.05                        |
|                   | 6800                   | 22        | 40  | S25           | 3.75                        |                   | 27000                  | 35        | 50   | S57           | 9.29                        |                   | 8200                   | 30        | 35 | S44           | 5.05                        |
|                   | 6800                   | 22        | 50  | S27           | 3.90                        |                   | 1500                   | 22        | 20   | S21           | 1.70                        |                   | 8200                   | 30        | 40 | S45           | 5.20                        |
|                   | 6800                   | 25        | 30  | S33           | 3.61                        |                   | 1800                   | 22        | 20   | S21           | 1.86                        |                   | 8200                   | 35        | 25 | S52           | 5.08                        |
| 6800              | 25                     | 35        | S34 | 3.75          | 1800                        | 25                | 20                     | S31       | 2.00 | 8200          | 35                          | 30                | S53                    | 5.27      |    |               |                             |
| 6800              | 25                     | 40        | S35 | 3.80          | 2200                        | 22                | 20                     | S21       | 2.06 | 8200          | 35                          | 35                | S54                    | 5.50      |    |               |                             |
| 6800              | 30                     | 25        | S42 | 3.75          | 2200                        | 22                | 25                     | S22       | 2.20 | 10000         | 25                          | 50                | S37                    | 5.82      |    |               |                             |
| 6800              | 30                     | 30        | S43 | 3.90          | 2200                        | 25                | 20                     | S31       | 2.21 | 10000         | 30                          | 35                | S44                    | 5.58      |    |               |                             |
| 6800              | 35                     | 20        | S51 | 3.85          | 2700                        | 22                | 25                     | S22       | 2.25 | 10000         | 30                          | 40                | S45                    | 5.74      |    |               |                             |
| 6800              | 35                     | 25        | S52 | 4.00          | 2700                        | 22                | 30                     | S23       | 2.50 | 10000         | 30                          | 45                | S46                    | 5.90      |    |               |                             |
| 8200              | 22                     | 40        | S25 | 4.11          | 2700                        | 25                | 20                     | S31       | 2.25 | 10000         | 35                          | 30                | S53                    | 5.82      |    |               |                             |
| 8200              | 22                     | 45        | S26 | 4.21          | 2700                        | 25                | 25                     | S32       | 2.30 | 10000         | 35                          | 35                | S54                    | 6.07      |    |               |                             |
| 8200              | 25                     | 35        | S34 | 4.11          | 2700                        | 25                | 25                     | S32       | 2.30 | 10000         | 35                          | 35                | S54                    | 6.07      |    |               |                             |
| 8200              | 25                     | 40        | S35 | 4.17          | 2700                        | 30                | 20                     | S41       | 2.60 | 10000         | 35                          | 40                | S55                    | 6.20      |    |               |                             |
| 8200              | 25                     | 45        | S36 | 4.30          | 3300                        | 22                | 30                     | S23       | 2.76 | 12000         | 30                          | 45                | S46                    | 6.46      |    |               |                             |
| 8200              | 30                     | 25        | S42 | 4.11          | 3300                        | 22                | 35                     | S24       | 2.90 | 12000         | 35                          | 35                | S54                    | 6.65      |    |               |                             |
| 8200              | 30                     | 30        | S43 | 4.28          | 3300                        | 25                | 25                     | S32       | 2.54 | 12000         | 35                          | 40                | S55                    | 6.79      |    |               |                             |
| 8200              | 30                     | 30        | S43 | 4.28          | 3300                        | 30                | 20                     | S41       | 2.87 | 12000         | 35                          | 45                | S56                    | 6.90      |    |               |                             |
| 8200              | 30                     | 35        | S44 | 4.40          | 3900                        | 22                | 30                     | S23       | 3.00 | 15000         | 30                          | 50                | S47                    | 7.52      |    |               |                             |
| 8200              | 35                     | 25        | S52 | 4.39          | 3900                        | 22                | 35                     | S24       | 3.15 | 15000         | 35                          | 40                | S55                    | 7.59      |    |               |                             |
| 10000             | 22                     | 45        | S26 | 4.64          | 3900                        | 22                | 40                     | S25       | 3.30 | 15000         | 35                          | 45                | S56                    | 7.71      |    |               |                             |
| 10000             | 22                     | 50        | S27 | 4.73          | 3900                        | 25                | 25                     | S32       | 2.76 | 15000         | 35                          | 50                | S57                    | 7.90      |    |               |                             |
| 10000             | 25                     | 40        | S35 | 4.61          | 3900                        | 25                | 30                     | S33       | 3.20 | 18000         | 35                          | 45                | S56                    | 8.45      |    |               |                             |
| 10000             | 25                     | 45        | S36 | 4.75          | 3900                        | 30                | 20                     | S41       | 3.12 | 18000         | 35                          | 50                | S57                    | 8.65      |    |               |                             |
| 10000             | 25                     | 50        | S37 | 4.90          | 3900                        | 30                | 25                     | S42       | 3.30 | 22000         | 35                          | 50                | S57                    | 9.57      |    |               |                             |

(Note) Rated ripple current : 85°C , 120Hz ; ESR. : 20°C , 120Hz

• The standard ratings follow the next page.

# LA5, LT5 LARGE CAPACITANCE ALUMINUM ELECTROLYTIC CAPACITORS **ELNA®**

## Standard Ratings

|           | Rated voltage (V) | Rated capacitance (μF) | Case (mm) |      | Casing Symbol | Rated ripple current (Arms) | Rated voltage (V) | Rated capacitance (μF) | Case (mm) |      | Casing Symbol | Rated ripple current (Arms) | Rated voltage (V) | Rated capacitance (μF) | Case (mm) |    | Casing Symbol | Rated ripple current (Arms) |
|-----------|-------------------|------------------------|-----------|------|---------------|-----------------------------|-------------------|------------------------|-----------|------|---------------|-----------------------------|-------------------|------------------------|-----------|----|---------------|-----------------------------|
|           |                   |                        | D         | L    |               |                             |                   |                        | D         | L    |               |                             |                   |                        | D         | L  |               |                             |
| ALUMINIUM | 80                | 1000                   | 22        | 20   | S21           | 1.50                        | 80                | 5600                   | 25        | 50   | S37           | 4.37                        | 100               | 2200                   | 22        | 45 | S26           | 3.20                        |
|           |                   | 1200                   | 22        | 20   | S21           | 1.64                        |                   | 5600                   | 30        | 35   | S44           | 4.37                        |                   | 2200                   | 25        | 30 | S33           | 3.03                        |
|           |                   | 1200                   | 25        | 20   | S31           | 1.70                        |                   | 5600                   | 30        | 40   | S45           | 4.50                        |                   | 2200                   | 25        | 35 | S34           | 3.10                        |
|           |                   | 1500                   | 22        | 25   | S22           | 1.90                        |                   | 5600                   | 35        | 30   | S53           | 4.58                        |                   | 2200                   | 25        | 40 | S35           | 3.20                        |
|           |                   | 1500                   | 25        | 20   | S31           | 1.90                        |                   | 5600                   | 35        | 35   | S54           | 4.70                        |                   | 2200                   | 30        | 25 | S42           | 3.10                        |
|           |                   | 1800                   | 22        | 25   | S22           | 2.08                        |                   | 6800                   | 25        | 50   | S37           | 4.81                        |                   | 2200                   | 30        | 30 | S43           | 3.20                        |
|           |                   | 1800                   | 22        | 30   | S23           | 2.20                        |                   | 6800                   | 30        | 40   | S45           | 4.96                        |                   | 2200                   | 35        | 20 | S51           | 3.27                        |
|           |                   | 1800                   | 25        | 20   | S31           | 2.08                        |                   | 6800                   | 30        | 45   | S46           | 5.10                        |                   | 2200                   | 35        | 25 | S52           | 3.40                        |
|           |                   | 1800                   | 25        | 25   | S32           | 2.20                        |                   | 6800                   | 35        | 30   | S53           | 5.05                        |                   | 2700                   | 22        | 45 | S26           | 3.55                        |
|           |                   | 1800                   | 30        | 20   | S41           | 2.20                        |                   | 6800                   | 35        | 35   | S54           | 5.18                        |                   | 2700                   | 22        | 50 | S27           | 3.70                        |
|           |                   | 2200                   | 22        | 30   | S23           | 2.43                        |                   | 6800                   | 35        | 40   | S55           | 5.30                        |                   | 2700                   | 25        | 35 | S34           | 3.43                        |
|           |                   | 2200                   | 22        | 35   | S24           | 2.50                        |                   | 8200                   | 30        | 45   | S46           | 5.60                        |                   | 2700                   | 25        | 40 | S35           | 3.55                        |
|           |                   | 2200                   | 25        | 25   | S32           | 2.43                        |                   | 8200                   | 30        | 50   | S47           | 5.83                        |                   | 2700                   | 25        | 45 | S36           | 2.90                        |
|           |                   | 2200                   | 25        | 30   | S33           | 2.50                        |                   | 8200                   | 35        | 35   | S54           | 5.69                        |                   | 2700                   | 30        | 30 | S43           | 3.55                        |
|           |                   | 2200                   | 30        | 20   | S41           | 2.43                        |                   | 8200                   | 35        | 40   | S55           | 5.82                        |                   | 2700                   | 30        | 35 | S44           | 3.70                        |
|           |                   | 2700                   | 22        | 30   | S23           | 2.69                        |                   | 8200                   | 35        | 45   | S56           | 6.00                        |                   | 2700                   | 35        | 25 | S52           | 3.77                        |
|           |                   | 2700                   | 22        | 35   | S24           | 2.77                        |                   | 10000                  | 30        | 50   | S47           | 6.44                        |                   | 3300                   | 22        | 50 | S27           | 4.09                        |
|           |                   | 2700                   | 22        | 40   | S25           | 2.80                        |                   | 10000                  | 35        | 40   | S55           | 6.43                        |                   | 3300                   | 25        | 40 | S35           | 3.92                        |
|           |                   | 2700                   | 25        | 25   | S32           | 2.69                        |                   | 10000                  | 35        | 45   | S56           | 6.63                        |                   | 3300                   | 25        | 45 | S36           | 3.98                        |
|           |                   | 2700                   | 25        | 30   | S33           | 2.77                        |                   | 10000                  | 35        | 50   | S57           | 6.80                        |                   | 3300                   | 25        | 50 | S37           | 4.10                        |
|           |                   | 2700                   | 30        | 20   | S41           | 2.69                        |                   | 12000                  | 35        | 45   | S56           | 7.26                        |                   | 3300                   | 30        | 30 | S43           | 3.92                        |
|           |                   | 2700                   | 30        | 25   | S42           | 2.90                        |                   | 12000                  | 35        | 50   | S57           | 7.45                        |                   | 3300                   | 30        | 35 | S44           | 4.09                        |
|           |                   | 2700                   | 35        | 20   | S51           | 3.00                        |                   | 560                    | 22        | 20   | S21           | 1.30                        |                   | 3300                   | 30        | 40 | S45           | 4.20                        |
|           |                   | 3300                   | 22        | 35   | S24           | 3.06                        |                   | 680                    | 22        | 20   | S21           | 1.43                        |                   | 3300                   | 35        | 25 | S52           | 4.16                        |
|           |                   | 3300                   | 22        | 40   | S25           | 3.10                        |                   | 820                    | 22        | 20   | S21           | 1.57                        |                   | 3300                   | 35        | 30 | S53           | 4.30                        |
|           |                   | 3300                   | 22        | 45   | S26           | 3.20                        |                   | 820                    | 22        | 25   | S22           | 1.70                        |                   | 3900                   | 25        | 45 | S36           | 4.33                        |
|           |                   | 3300                   | 25        | 30   | S33           | 3.06                        |                   | 820                    | 25        | 20   | S31           | 1.70                        |                   | 3900                   | 25        | 50 | S37           | 4.46                        |
|           |                   | 3300                   | 25        | 35   | S34           | 3.10                        |                   | 1000                   | 22        | 25   | S22           | 1.88                        |                   | 3900                   | 30        | 35 | S44           | 4.45                        |
|           |                   | 3300                   | 30        | 25   | S42           | 3.21                        |                   | 1000                   | 25        | 20   | S31           | 1.88                        |                   | 3900                   | 30        | 40 | S45           | 4.57                        |
|           |                   | 3300                   | 35        | 20   | S51           | 3.32                        |                   | 1200                   | 22        | 25   | S22           | 2.06                        |                   | 3900                   | 30        | 45 | S46           | 4.70                        |
|           |                   | 3900                   | 22        | 40   | S25           | 3.37                        |                   | 1200                   | 22        | 30   | S23           | 2.10                        |                   | 3900                   | 35        | 30 | S53           | 4.67                        |
|           |                   | 3900                   | 22        | 45   | S26           | 3.48                        |                   | 1200                   | 25        | 20   | S31           | 2.06                        |                   | 3900                   | 35        | 35 | S54           | 4.80                        |
| 3900      | 22                | 50                     | S27       | 3.60 | 1200          | 25                          | 25                | S32                    | 2.10      | 4700 | 30            | 40                          | S45               | 5.01                   |           |    |               |                             |
| 3900      | 25                | 35                     | S34       | 3.37 | 1200          | 30                          | 20                | S41                    | 2.20      | 4700 | 30            | 45                          | S46               | 5.16                   |           |    |               |                             |
| 3900      | 25                | 40                     | S35       | 3.50 | 1500          | 22                          | 30                | S23                    | 2.35      | 4700 | 30            | 50                          | S47               | 5.20                   |           |    |               |                             |
| 3900      | 30                | 25                     | S42       | 3.49 | 1500          | 22                          | 35                | S24                    | 2.50      | 4700 | 35            | 30                          | S53               | 5.13                   |           |    |               |                             |
| 3900      | 30                | 30                     | S43       | 3.60 | 1500          | 25                          | 25                | S32                    | 2.35      | 4700 | 35            | 35                          | S54               | 5.27                   |           |    |               |                             |
| 3900      | 35                | 25                     | S52       | 3.70 | 1500          | 25                          | 30                | S33                    | 2.50      | 4700 | 35            | 40                          | S55               | 5.40                   |           |    |               |                             |
| 4700      | 22                | 45                     | S26       | 3.82 | 1500          | 30                          | 20                | S41                    | 2.46      | 5600 | 30            | 45                          | S46               | 5.63                   |           |    |               |                             |
| 4700      | 22                | 50                     | S27       | 3.95 | 1500          | 35                          | 20                | S51                    | 2.70      | 5600 | 30            | 50                          | S47               | 5.68                   |           |    |               |                             |
| 4700      | 25                | 40                     | S35       | 3.84 | 1800          | 22                          | 35                | S24                    | 2.74      | 5600 | 35            | 35                          | S54               | 5.75                   |           |    |               |                             |
| 4700      | 25                | 45                     | S36       | 3.92 | 1800          | 22                          | 40                | S25                    | 2.80      | 5600 | 35            | 40                          | S55               | 5.89                   |           |    |               |                             |
| 4700      | 25                | 50                     | S37       | 4.00 | 1800          | 25                          | 30                | S33                    | 2.74      | 5600 | 35            | 45                          | S56               | 6.00                   |           |    |               |                             |
| 4700      | 30                | 30                     | S43       | 3.95 | 1800          | 25                          | 35                | S34                    | 2.80      | 6800 | 30            | 50                          | S47               | 6.25                   |           |    |               |                             |
| 4700      | 30                | 35                     | S44       | 4.00 | 1800          | 30                          | 20                | S41                    | 2.69      | 6800 | 35            | 40                          | S55               | 6.50                   |           |    |               |                             |
| 4700      | 35                | 25                     | S52       | 4.06 | 1800          | 30                          | 25                | S42                    | 2.80      | 6800 | 35            | 45                          | S56               | 6.61                   |           |    |               |                             |
| 4700      | 35                | 30                     | S53       | 4.20 | 1800          | 35                          | 20                | S51                    | 2.96      | 8200 | 35            | 45                          | S56               | 7.26                   |           |    |               |                             |
| 5600      | 25                | 45                     | S36       | 4.15 | 2200          | 22                          | 40                | S25                    | 3.10      | 8200 | 35            | 50                          | S57               | 7.55                   |           |    |               |                             |

(Note) Rated ripple current : 85°C , 120Hz ; ESR. : 20°C , 120Hz

**Standard Ratings**

| Rated voltage (V) | Rated capacitance (μF) | Case (mm) |     | Casing Symbol | Rated ripple current (Arms) | Rated voltage (V) | Rated capacitance (μF) | Case (mm) |      | Casing Symbol | Rated ripple current (Arms) | Rated voltage (V) | Rated capacitance (μF) | Case (mm) |      | Casing Symbol | Rated ripple current (Arms) |
|-------------------|------------------------|-----------|-----|---------------|-----------------------------|-------------------|------------------------|-----------|------|---------------|-----------------------------|-------------------|------------------------|-----------|------|---------------|-----------------------------|
|                   |                        | D         | L   |               |                             |                   |                        | D         | L    |               |                             |                   |                        | D         | L    |               |                             |
| 160               | 270                    | 22        | 20  | S21           | 1.49                        | 160               | 1500                   | 30        | 35   | S44           | 4.52                        | 180               | 680                    | 35        | 20   | S51           | 2.42                        |
|                   | 330                    | 22        | 20  | S21           | 1.65                        |                   | 1500                   | 30        | 40   | S45           | 3.70                        |                   | 820                    | 22        | 35   | S24           | 2.96                        |
|                   | 390                    | 22        | 20  | S21           | 1.71                        |                   | 1500                   | 35        | 25   | S52           | 4.24                        |                   | 820                    | 22        | 40   | S25           | 3.11                        |
|                   | 390                    | 22        | 25  | S22           | 1.93                        |                   | 1500                   | 35        | 30   | S53           | 4.56                        |                   | 820                    | 22        | 45   | S26           | 2.60                        |
|                   | 390                    | 25        | 20  | S31           | 1.76                        |                   | 1800                   | 25        | 50   | S37           | 5.26                        |                   | 820                    | 25        | 30   | S33           | 2.96                        |
|                   | 470                    | 22        | 25  | S22           | 2.12                        |                   | 1800                   | 30        | 35   | S44           | 4.95                        |                   | 820                    | 25        | 35   | S34           | 3.14                        |
|                   | 470                    | 25        | 20  | S31           | 1.93                        |                   | 1800                   | 30        | 40   | S45           | 5.14                        |                   | 820                    | 25        | 40   | S35           | 2.60                        |
|                   | 560                    | 22        | 25  | S22           | 2.31                        |                   | 1800                   | 30        | 45   | S46           | 4.20                        |                   | 820                    | 30        | 25   | S42           | 3.00                        |
|                   | 560                    | 22        | 30  | S23           | 2.43                        |                   | 1800                   | 35        | 30   | S53           | 4.99                        |                   | 820                    | 30        | 30   | S43           | 3.20                        |
|                   | 560                    | 25        | 25  | S32           | 2.43                        |                   | 1800                   | 35        | 35   | S54           | 5.21                        |                   | 820                    | 35        | 20   | S51           | 2.66                        |
|                   | 560                    | 30        | 20  | S41           | 2.11                        |                   | 2200                   | 30        | 40   | S45           | 5.68                        |                   | 820                    | 35        | 25   | S52           | 3.13                        |
|                   | 680                    | 22        | 30  | S23           | 2.68                        |                   | 2200                   | 30        | 45   | S46           | 5.93                        |                   | 1000                   | 22        | 45   | S26           | 3.61                        |
|                   | 680                    | 22        | 35  | S24           | 2.70                        |                   | 2200                   | 30        | 50   | S47           | 4.70                        |                   | 1000                   | 25        | 35   | S34           | 3.47                        |
|                   | 680                    | 25        | 25  | S32           | 2.68                        |                   | 2200                   | 35        | 35   | S54           | 5.76                        |                   | 1000                   | 25        | 40   | S35           | 3.60                        |
|                   | 680                    | 25        | 30  | S33           | 2.70                        |                   | 2200                   | 35        | 40   | S55           | 4.70                        |                   | 1000                   | 25        | 45   | S36           | 2.90                        |
|                   | 680                    | 30        | 20  | S41           | 2.33                        |                   | 2700                   | 30        | 50   | S47           | 6.83                        |                   | 1000                   | 30        | 25   | S42           | 3.23                        |
|                   | 680                    | 35        | 20  | S51           | 2.42                        |                   | 2700                   | 35        | 40   | S55           | 6.61                        |                   | 1000                   | 30        | 30   | S43           | 3.53                        |
|                   | 820                    | 22        | 35  | S24           | 2.96                        |                   | 2700                   | 35        | 50   | S57           | 5.40                        |                   | 1000                   | 35        | 25   | S52           | 3.46                        |
|                   | 820                    | 22        | 40  | S25           | 2.50                        |                   | 3300                   | 35        | 45   | S56           | 7.60                        |                   | 1200                   | 22        | 50   | S27           | 4.11                        |
|                   | 820                    | 25        | 30  | S33           | 2.96                        |                   | 3900                   | 35        | 50   | S57           | 8.61                        |                   | 1200                   | 25        | 40   | S35           | 3.94                        |
|                   | 820                    | 25        | 35  | S34           | 2.50                        | 180               | 220                    | 22        | 20   | S21           | 1.34                        |                   | 1200                   | 25        | 45   | S36           | 4.13                        |
|                   | 820                    | 30        | 20  | S41           | 2.56                        |                   | 270                    | 22        | 20   | S21           | 1.49                        |                   | 1200                   | 25        | 50   | S37           | 3.30                        |
|                   | 820                    | 30        | 25  | S42           | 3.13                        |                   | 330                    | 22        | 20   | S21           | 1.56                        |                   | 1200                   | 30        | 30   | S43           | 3.87                        |
|                   | 820                    | 35        | 20  | S51           | 2.66                        |                   | 330                    | 22        | 25   | S22           | 1.77                        |                   | 1200                   | 30        | 35   | S44           | 4.04                        |
|                   | 1000                   | 22        | 40  | S25           | 3.43                        |                   | 330                    | 25        | 20   | S31           | 1.62                        |                   | 1200                   | 35        | 25   | S52           | 3.79                        |
|                   | 1000                   | 22        | 50  | S27           | 2.90                        |                   | 390                    | 22        | 25   | S22           | 1.92                        |                   | 1200                   | 35        | 30   | S53           | 4.07                        |
|                   | 1000                   | 25        | 30  | S33           | 3.27                        |                   | 390                    | 25        | 20   | S31           | 1.76                        |                   | 1500                   | 25        | 50   | S37           | 4.80                        |
|                   | 1000                   | 25        | 35  | S34           | 3.47                        |                   | 470                    | 22        | 25   | S22           | 2.11                        |                   | 1500                   | 30        | 35   | S44           | 4.52                        |
|                   | 1000                   | 25        | 40  | S35           | 2.80                        |                   | 470                    | 22        | 30   | S23           | 2.23                        |                   | 1500                   | 30        | 45   | S46           | 4.90                        |
|                   | 1000                   | 30        | 25  | S42           | 3.30                        |                   | 470                    | 25        | 25   | S32           | 2.23                        |                   | 1500                   | 35        | 30   | S53           | 4.56                        |
| 1000              | 30                     | 30        | S43 | 3.54          | 470                         |                   | 30                     | 20        | S41  | 1.94          | 1500                        | 35                | 35                     | S54       | 4.76 |               |                             |
| 1000              | 35                     | 20        | S51 | 2.94          | 560                         |                   | 22                     | 30        | S23  | 2.43          | 1800                        | 30                | 40                     | S45       | 5.14 |               |                             |
| 1000              | 35                     | 25        | S52 | 3.46          | 560                         |                   | 22                     | 35        | S24  | 2.45          | 1800                        | 30                | 45                     | S46       | 5.36 |               |                             |
| 1200              | 22                     | 45        | S26 | 3.96          | 560                         |                   | 25                     | 25        | S32  | 2.43          | 1800                        | 30                | 50                     | S47       | 4.30 |               |                             |
| 1200              | 25                     | 35        | S34 | 3.80          | 560                         |                   | 25                     | 30        | S33  | 2.45          | 1800                        | 35                | 35                     | S54       | 5.21 |               |                             |
| 1200              | 25                     | 45        | S36 | 4.13          | 560                         |                   | 30                     | 20        | S41  | 2.12          | 1800                        | 35                | 40                     | S55       | 4.30 |               |                             |
| 1200              | 30                     | 30        | S43 | 3.87          | 560                         |                   | 35                     | 20        | S51  | 2.10          | 2200                        | 30                | 45                     | S46       | 5.93 |               |                             |
| 1200              | 30                     | 35        | S44 | 3.30          | 680                         |                   | 22                     | 35        | S24  | 2.70          | 2200                        | 30                | 50                     | S47       | 6.17 |               |                             |
| 1200              | 35                     | 25        | S52 | 3.79          | 680                         |                   | 22                     | 40        | S25  | 2.30          | 2200                        | 35                | 35                     | S54       | 5.76 |               |                             |
| 1500              | 22                     | 50        | S27 | 4.60          | 680                         |                   | 25                     | 30        | S33  | 2.70          | 2200                        | 35                | 40                     | S55       | 5.97 |               |                             |
| 1500              | 25                     | 40        | S35 | 4.41          | 680                         | 25                | 35                     | S34       | 2.30 | 2200          | 35                          | 45                | S56                    | 4.80      |      |               |                             |
| 1500              | 25                     | 50        | S37 | 4.80          | 680                         | 30                | 20                     | S41       | 2.33 | 3300          | 35                          | 50                | S57                    | 7.92      |      |               |                             |
| 1500              | 30                     | 30        | S43 | 4.33          | 680                         | 30                | 25                     | S42       | 2.86 |               |                             |                   |                        |           |      |               |                             |

(Note) Rated ripple current : 85°C , 120Hz ; ESR. : 20°C , 120Hz

• The standard ratings follow the next page.

ALUMINUM

LARGE ALUMINUM

85°C



# LA5, LT5 LARGE CAPACITANCE ALUMINUM ELECTROLYTIC CAPACITORS ELNA®

## Standard Ratings

|           | Rated voltage (V) | Rated capacitance (µF) | Case (mm) |      | Casing Symbol | Rated ripple current (Arms) | Rated voltage (V) | Rated capacitance (µF) | Case (mm) |      | Casing Symbol | Rated ripple current (Arms) | Rated voltage (V) | Rated capacitance (µF) | Case (mm) |    | Casing Symbol | Rated ripple current (Arms) |
|-----------|-------------------|------------------------|-----------|------|---------------|-----------------------------|-------------------|------------------------|-----------|------|---------------|-----------------------------|-------------------|------------------------|-----------|----|---------------|-----------------------------|
|           |                   |                        | D         | L    |               |                             |                   |                        | D         | L    |               |                             |                   |                        | D         | L  |               |                             |
| ALUMINIUM | 200               | 180                    | 22        | 20   | S21           | 1.00                        | 200               | 1500                   | 35        | 30   | S53           | 4.56                        | 250               | 680                    | 35        | 25 | S52           | 2.85                        |
|           |                   | 220                    | 22        | 20   | S21           | 1.34                        |                   | 1500                   | 35        | 35   | S54           | 4.75                        |                   | 680                    | 35        | 30 | S53           | 2.60                        |
|           |                   | 270                    | 22        | 20   | S21           | 1.41                        |                   | 1500                   | 35        | 40   | S55           | 3.90                        |                   | 820                    | 22        | 50 | S27           | 3.40                        |
|           |                   | 270                    | 22        | 25   | S22           | 1.30                        |                   | 1800                   | 30        | 45   | S46           | 5.35                        |                   | 820                    | 25        | 40 | S35           | 3.26                        |
|           |                   | 270                    | 25        | 20   | S31           | 1.47                        |                   | 1800                   | 35        | 35   | S54           | 5.20                        |                   | 820                    | 25        | 45 | S36           | 3.42                        |
|           |                   | 330                    | 22        | 25   | S22           | 1.77                        |                   | 1800                   | 35        | 45   | S56           | 4.40                        |                   | 820                    | 30        | 30 | S43           | 3.20                        |
|           |                   | 330                    | 25        | 20   | S31           | 1.62                        |                   | 2200                   | 30        | 50   | S47           | 6.16                        |                   | 820                    | 30        | 35 | S44           | 3.34                        |
|           |                   | 390                    | 22        | 25   | S22           | 1.92                        |                   | 2200                   | 35        | 40   | S55           | 5.97                        |                   | 820                    | 30        | 40 | S45           | 2.90                        |
|           |                   | 390                    | 22        | 30   | S23           | 1.60                        |                   | 2200                   | 35        | 45   | S56           | 6.20                        |                   | 820                    | 35        | 25 | S52           | 3.13                        |
|           |                   | 390                    | 25        | 20   | S31           | 1.69                        |                   | 2200                   | 35        | 50   | S57           | 5.00                        |                   | 820                    | 35        | 30 | S53           | 3.36                        |
|           |                   | 390                    | 25        | 25   | S32           | 2.03                        |                   | 2700                   | 35        | 45   | S56           | 6.87                        |                   | 820                    | 35        | 35 | S54           | 2.90                        |
|           |                   | 390                    | 30        | 20   | S41           | 1.70                        |                   | 150                    | 22        | 20   | S21           | 1.10                        |                   | 1000                   | 25        | 50 | S37           | 3.92                        |
|           |                   | 470                    | 22        | 25   | S22           | 2.11                        |                   | 180                    | 22        | 20   | S21           | 1.15                        |                   | 1000                   | 30        | 35 | S44           | 3.69                        |
|           |                   | 470                    | 22        | 30   | S23           | 2.23                        |                   | 180                    | 25        | 20   | S31           | 1.20                        |                   | 1000                   | 30        | 40 | S45           | 3.83                        |
|           |                   | 470                    | 22        | 35   | S24           | 1.90                        |                   | 220                    | 22        | 20   | S21           | 1.24                        |                   | 1000                   | 30        | 45 | S46           | 3.30                        |
|           | 470               | 25                     | 25        | S32  | 2.23          | 220                         | 22                | 25                     | S22       | 1.44 | 1000          | 35                          | 30                | S53                    | 3.72      |    |               |                             |
|           | 470               | 30                     | 20        | S41  | 1.94          | 220                         | 25                | 20                     | S31       | 1.33 | 1000          | 35                          | 35                | S54                    | 3.88      |    |               |                             |
|           | 560               | 22                     | 30        | S23  | 2.43          | 270                         | 22                | 25                     | S22       | 1.60 | 1000          | 35                          | 40                | S55                    | 3.30      |    |               |                             |
|           | 560               | 22                     | 35        | S24  | 2.44          | 270                         | 22                | 30                     | S23       | 1.40 | 1200          | 30                          | 40                | S45                    | 4.20      |    |               |                             |
|           | 560               | 22                     | 40        | S25  | 2.10          | 270                         | 25                | 20                     | S31       | 1.40 | 1200          | 30                          | 45                | S46                    | 4.38      |    |               |                             |
|           | 560               | 25                     | 25        | S32  | 2.43          | 270                         | 25                | 25                     | S32       | 1.40 | 1200          | 30                          | 50                | S47                    | 3.70      |    |               |                             |
|           | 560               | 25                     | 30        | S33  | 2.45          | 270                         | 30                | 20                     | S41       | 1.40 | 1200          | 35                          | 35                | S54                    | 4.25      |    |               |                             |
|           | 560               | 30                     | 20        | S41  | 2.11          | 330                         | 22                | 25                     | S22       | 1.77 | 1200          | 35                          | 45                | S56                    | 3.70      |    |               |                             |
|           | 560               | 30                     | 25        | S42  | 2.10          | 330                         | 22                | 30                     | S23       | 1.87 | 1200          | 35                          | 50                | S47                    | 5.08      |    |               |                             |
|           | 560               | 35                     | 20        | S51  | 2.20          | 330                         | 22                | 35                     | S24       | 1.60 | 1500          | 30                          | 50                | S47                    | 5.08      |    |               |                             |
|           | 680               | 22                     | 35        | S24  | 2.69          | 330                         | 25                | 25                     | S32       | 1.87 | 1500          | 35                          | 40                | S55                    | 4.93      |    |               |                             |
|           | 680               | 22                     | 45        | S26  | 2.40          | 330                         | 30                | 20                     | S41       | 1.63 | 1500          | 35                          | 50                | S57                    | 4.20      |    |               |                             |
|           | 680               | 25                     | 30        | S33  | 2.70          | 390                         | 22                | 30                     | S23       | 2.03 | 1800          | 35                          | 45                | S56                    | 5.62      |    |               |                             |
|           | 680               | 25                     | 35        | S34  | 2.86          | 390                         | 22                | 35                     | S24       | 2.04 | 1800          | 35                          | 50                | S57                    | 5.85      |    |               |                             |
|           | 680               | 30                     | 25        | S42  | 2.86          | 390                         | 22                | 40                     | S25       | 1.80 | 2200          | 35                          | 50                | S57                    | 6.47      |    |               |                             |
|           | 680               | 35                     | 20        | S51  | 2.42          | 390                         | 25                | 25                     | S32       | 2.03 | 100           | 22                          | 20                | S21                    | 0.90      |    |               |                             |
|           | 820               | 22                     | 40        | S25  | 3.11          | 390                         | 25                | 30                     | S33       | 2.04 | 120           | 22                          | 20                | S21                    | 0.94      |    |               |                             |
|           | 820               | 22                     | 50        | S27  | 2.60          | 390                         | 30                | 20                     | S41       | 1.77 | 120           | 25                          | 20                | S31                    | 0.88      |    |               |                             |
|           | 820               | 25                     | 35        | S34  | 3.14          | 390                         | 30                | 25                     | S42       | 1.80 | 150           | 22                          | 20                | S21                    | 1.02      |    |               |                             |
| 820       | 25                | 40                     | S35       | 2.60 | 390           | 35                          | 20                | S51                    | 1.84      | 150  | 22            | 25                          | S22               | 1.20                   |           |    |               |                             |
| 820       | 30                | 25                     | S42       | 3.00 | 470           | 22                          | 35                | S24                    | 2.24      | 150  | 25            | 20                          | S31               | 1.10                   |           |    |               |                             |
| 820       | 30                | 30                     | S43       | 3.20 | 470           | 22                          | 45                | S26                    | 2.00      | 180  | 22            | 25                          | S22               | 1.31                   |           |    |               |                             |
| 820       | 35                | 20                     | S51       | 2.66 | 470           | 25                          | 30                | S33                    | 2.24      | 180  | 22            | 30                          | S23               | 1.38                   |           |    |               |                             |
| 820       | 35                | 25                     | S52       | 3.13 | 470           | 25                          | 35                | S34                    | 2.00      | 180  | 25            | 20                          | S31               | 1.15                   |           |    |               |                             |
| 1000      | 22                | 45                     | S26       | 3.61 | 470           | 25                          | 35                | S34                    | 2.00      | 180  | 25            | 25                          | S32               | 1.38                   |           |    |               |                             |
| 1000      | 25                | 40                     | S35       | 3.60 | 470           | 30                          | 25                | S42                    | 2.37      | 180  | 30            | 20                          | S41               | 1.20                   |           |    |               |                             |
| 1000      | 25                | 50                     | S37       | 3.00 | 470           | 35                          | 20                | S51                    | 2.02      | 220  | 22            | 25                          | S22               | 1.45                   |           |    |               |                             |
| 1000      | 30                | 30                     | S43       | 3.53 | 560           | 22                          | 40                | S25                    | 2.57      | 220  | 22            | 30                          | S23               | 1.53                   |           |    |               |                             |
| 1000      | 30                | 35                     | S44       | 3.00 | 560           | 22                          | 50                | S27                    | 2.20      | 220  | 22            | 35                          | S24               | 1.30                   |           |    |               |                             |
| 1000      | 35                | 25                     | S52       | 3.46 | 560           | 25                          | 30                | S33                    | 2.44      | 220  | 25            | 20                          | S31               | 1.32                   |           |    |               |                             |
| 1000      | 35                | 30                     | S53       | 3.00 | 560           | 25                          | 35                | S34                    | 2.60      | 220  | 25            | 25                          | S32               | 1.53                   |           |    |               |                             |
| 1200      | 22                | 50                     | S27       | 4.11 | 560           | 25                          | 40                | S35                    | 2.20      | 220  | 30            | 20                          | S41               | 1.33                   |           |    |               |                             |
| 1200      | 25                | 45                     | S36       | 4.13 | 560           | 30                          | 25                | S42                    | 2.48      | 270  | 22            | 30                          | S23               | 1.69                   |           |    |               |                             |
| 1200      | 30                | 35                     | S44       | 4.04 | 560           | 30                          | 30                | S43                    | 2.64      | 270  | 22            | 35                          | S24               | 1.70                   |           |    |               |                             |
| 1200      | 30                | 40                     | S45       | 3.40 | 560           | 35                          | 20                | S51                    | 2.20      | 270  | 22            | 40                          | S25               | 1.50                   |           |    |               |                             |
| 1200      | 35                | 25                     | S52       | 3.79 | 560           | 35                          | 25                | S52                    | 2.59      | 270  | 25            | 25                          | S32               | 1.69                   |           |    |               |                             |
| 1200      | 35                | 30                     | S53       | 4.08 | 680           | 22                          | 45                | S26                    | 2.98      | 270  | 25            | 30                          | S33               | 1.70                   |           |    |               |                             |
| 1200      | 35                | 35                     | S54       | 3.40 | 680           | 25                          | 35                | S34                    | 2.86      | 270  | 30            | 20                          | S41               | 1.47                   |           |    |               |                             |
| 1500      | 25                | 50                     | S37       | 4.80 | 680           | 25                          | 40                | S35                    | 2.97      | 270  | 30            | 25                          | S42               | 1.50                   |           |    |               |                             |
| 1500      | 30                | 40                     | S45       | 4.69 | 680           | 25                          | 45                | S36                    | 2.50      | 270  | 35            | 20                          | S51               | 1.69                   |           |    |               |                             |
| 1500      | 30                | 50                     | S47       | 4.00 | 680           | 30                          | 30                | S43                    | 2.91      | 330  | 22            | 35                          | S24               | 1.88                   |           |    |               |                             |
|           |                   |                        |           |      | 680           | 30                          | 35                | S44                    | 2.60      | 330  | 22            | 40                          | S25               | 1.97                   |           |    |               |                             |

(Note) Rated ripple current : 85°C, 120Hz ; ESR. : 20°C, 120Hz

**Standard Ratings**

| Rated voltage (V) | Rated capacitance (μF) | Case (mm) |     | Casing Symbol | Rated ripple current (Arms) | Rated voltage (V) | Rated capacitance (μF) | Case (mm) |      | Casing Symbol | Rated ripple current (Arms) | Rated voltage (V) | Rated capacitance (μF) | Case (mm) |    | Casing Symbol | Rated ripple current (Arms) |
|-------------------|------------------------|-----------|-----|---------------|-----------------------------|-------------------|------------------------|-----------|------|---------------|-----------------------------|-------------------|------------------------|-----------|----|---------------|-----------------------------|
|                   |                        | D         | L   |               |                             |                   |                        | D         | L    |               |                             |                   |                        | D         | L  |               |                             |
| 315               | 330                    | 22        | 45  | S26           | 1.70                        | 350               | 1500                   | 35        | 50   | S57           | 5.34                        | 350               | 390                    | 25        | 50 | S37           | 1.90                        |
|                   | 330                    | 25        | 30  | S33           | 1.88                        |                   | 68                     | 22        | 20   | S21           | 0.61                        |                   | 390                    | 30        | 30 | S43           | 2.20                        |
|                   | 330                    | 25        | 35  | S34           | 1.96                        |                   | 82                     | 22        | 20   | S21           | 0.81                        |                   | 390                    | 30        | 40 | S45           | 1.90                        |
|                   | 330                    | 30        | 20  | S41           | 1.62                        |                   | 100                    | 22        | 20   | S21           | 0.85                        |                   | 390                    | 35        | 25 | S52           | 2.16                        |
|                   | 330                    | 30        | 25  | S42           | 1.99                        |                   | 100                    | 22        | 25   | S22           | 0.78                        |                   | 390                    | 35        | 30 | S53           | 1.90                        |
|                   | 330                    | 35        | 20  | S51           | 1.87                        |                   | 100                    | 25        | 20   | S31           | 0.77                        |                   | 470                    | 22        | 50 | S27           | 2.57                        |
|                   | 390                    | 22        | 35  | S24           | 2.04                        |                   | 120                    | 22        | 20   | S21           | 0.91                        |                   | 470                    | 25        | 40 | S35           | 2.47                        |
|                   | 390                    | 22        | 40  | S25           | 2.14                        |                   | 120                    | 22        | 25   | S22           | 1.07                        |                   | 470                    | 25        | 45 | S36           | 2.58                        |
|                   | 390                    | 25        | 30  | S33           | 2.04                        |                   | 120                    | 25        | 20   | S31           | 0.97                        |                   | 470                    | 30        | 30 | S43           | 2.42                        |
|                   | 390                    | 25        | 35  | S34           | 2.14                        |                   | 150                    | 22        | 25   | S22           | 1.20                        |                   | 470                    | 30        | 35 | S44           | 2.53                        |
|                   | 390                    | 25        | 40  | S35           | 1.80                        |                   | 150                    | 22        | 30   | S23           | 1.26                        |                   | 470                    | 30        | 45 | S46           | 2.10                        |
|                   | 390                    | 30        | 25  | S42           | 2.08                        |                   | 150                    | 25        | 20   | S31           | 1.09                        |                   | 470                    | 35        | 25 | S52           | 2.37                        |
|                   | 390                    | 30        | 30  | S43           | 2.20                        |                   | 150                    | 25        | 25   | S32           | 0.99                        |                   | 470                    | 35        | 30 | S53           | 2.55                        |
|                   | 390                    | 35        | 25  | S52           | 2.16                        |                   | 150                    | 30        | 20   | S41           | 1.00                        |                   | 470                    | 35        | 35 | S54           | 2.20                        |
|                   | 470                    | 22        | 40  | S25           | 2.35                        |                   | 180                    | 22        | 25   | S22           | 1.31                        |                   | 560                    | 25        | 45 | S36           | 2.82                        |
|                   | 470                    | 22        | 45  | S26           | 2.48                        |                   | 180                    | 22        | 30   | S23           | 1.37                        |                   | 560                    | 25        | 50 | S37           | 2.93                        |
|                   | 470                    | 25        | 35  | S34           | 2.34                        |                   | 180                    | 22        | 35   | S24           | 1.10                        |                   | 560                    | 30        | 35 | S44           | 2.76                        |
|                   | 470                    | 25        | 40  | S35           | 2.46                        |                   | 180                    | 25        | 20   | S31           | 1.15                        |                   | 560                    | 30        | 40 | S45           | 2.87                        |
|                   | 470                    | 25        | 50  | S37           | 2.10                        |                   | 180                    | 25        | 25   | S32           | 1.38                        |                   | 560                    | 30        | 50 | S47           | 2.40                        |
|                   | 470                    | 30        | 25  | S42           | 2.23                        |                   | 180                    | 25        | 30   | S33           | 1.10                        |                   | 560                    | 35        | 30 | S53           | 2.79                        |
|                   | 470                    | 30        | 30  | S43           | 2.42                        |                   | 180                    | 30        | 20   | S41           | 1.20                        |                   | 560                    | 35        | 35 | S54           | 2.90                        |
|                   | 470                    | 30        | 35  | S44           | 2.10                        |                   | 180                    | 35        | 20   | S51           | 1.20                        |                   | 560                    | 35        | 40 | S55           | 2.50                        |
|                   | 470                    | 35        | 25  | S52           | 2.37                        |                   | 220                    | 22        | 30   | S23           | 1.52                        |                   | 680                    | 30        | 40 | S45           | 3.16                        |
|                   | 470                    | 35        | 30  | S53           | 2.55                        |                   | 220                    | 22        | 35   | S24           | 1.53                        |                   | 680                    | 30        | 45 | S46           | 3.30                        |
|                   | 560                    | 22        | 45  | S26           | 2.70                        |                   | 220                    | 22        | 40   | S25           | 1.30                        |                   | 680                    | 35        | 30 | S53           | 3.07                        |
|                   | 560                    | 22        | 50  | S27           | 2.81                        |                   | 220                    | 25        | 25   | S32           | 1.53                        |                   | 680                    | 35        | 35 | S54           | 3.20                        |
|                   | 560                    | 25        | 40  | S35           | 2.69                        |                   | 220                    | 25        | 30   | S33           | 1.54                        |                   | 680                    | 35        | 45 | S56           | 2.80                        |
|                   | 560                    | 25        | 50  | S37           | 2.93                        |                   | 220                    | 25        | 35   | S34           | 1.30                        |                   | 820                    | 30        | 45 | S46           | 3.62                        |
|                   | 560                    | 30        | 30  | S43           | 2.64                        |                   | 220                    | 30        | 20   | S41           | 1.33                        |                   | 820                    | 30        | 50 | S47           | 3.76                        |
|                   | 560                    | 30        | 35  | S44           | 2.76                        |                   | 220                    | 30        | 25   | S42           | 1.30                        |                   | 820                    | 35        | 35 | S54           | 3.51                        |
|                   | 560                    | 30        | 40  | S45           | 2.40                        |                   | 220                    | 35        | 20   | S51           | 1.38                        |                   | 820                    | 35        | 40 | S55           | 3.65                        |
|                   | 560                    | 35        | 25  | S52           | 2.59                        |                   | 270                    | 22        | 35   | S24           | 1.70                        |                   | 1000                   | 35        | 40 | S55           | 4.03                        |
|                   | 560                    | 35        | 30  | S53           | 2.79                        |                   | 270                    | 22        | 40   | S25           | 1.78                        |                   | 1000                   | 35        | 45 | S56           | 4.18                        |
|                   | 560                    | 35        | 35  | S54           | 2.50                        |                   | 270                    | 22        | 50   | S27           | 1.50                        |                   | 1200                   | 35        | 50 | S57           | 4.78                        |
|                   | 680                    | 25        | 45  | S36           | 3.11                        |                   | 270                    | 25        | 25   | S32           | 1.69                        |                   | 56                     | 22        | 20 | S21           | 0.54                        |
|                   | 680                    | 25        | 50  | S37           | 3.23                        |                   | 270                    | 25        | 30   | S33           | 1.70                        |                   | 82                     | 22        | 20 | S21           | 0.82                        |
|                   | 680                    | 30        | 35  | S44           | 3.04                        |                   | 270                    | 25        | 40   | S35           | 1.50                        |                   | 82                     | 22        | 25 | S22           | 0.69                        |
|                   | 680                    | 30        | 40  | S45           | 3.16                        |                   | 270                    | 30        | 20   | S41           | 1.47                        |                   | 82                     | 25        | 20 | S31           | 0.69                        |
|                   | 680                    | 30        | 45  | S46           | 2.70                        |                   | 270                    | 30        | 25   | S42           | 1.71                        |                   | 100                    | 22        | 20 | S21           | 0.91                        |
|                   | 680                    | 35        | 30  | S53           | 3.07                        |                   | 270                    | 30        | 30   | S43           | 1.50                        |                   | 100                    | 22        | 25 | S22           | 1.07                        |
|                   | 680                    | 35        | 35  | S54           | 3.20                        |                   | 270                    | 35        | 20   | S51           | 1.53                        |                   | 100                    | 25        | 20 | S31           | 0.99                        |
|                   | 680                    | 35        | 40  | S55           | 2.80                        |                   | 270                    | 35        | 25   | S52           | 1.60                        |                   | 120                    | 22        | 25 | S22           | 1.17                        |
|                   | 820                    | 25        | 50  | S37           | 3.55                        |                   | 330                    | 22        | 40   | S25           | 1.97                        |                   | 120                    | 22        | 30 | S23           | 0.86                        |
|                   | 820                    | 30        | 40  | S45           | 3.47                        |                   | 330                    | 22        | 50   | S27           | 2.15                        |                   | 120                    | 25        | 20 | S31           | 1.03                        |
|                   | 820                    | 30        | 45  | S46           | 3.62                        |                   | 330                    | 25        | 30   | S33           | 1.88                        |                   | 120                    | 25        | 25 | S32           | 0.87                        |
|                   | 820                    | 35        | 35  | S54           | 3.51                        |                   | 330                    | 25        | 35   | S34           | 2.00                        |                   | 120                    | 30        | 20 | S41           | 0.93                        |
|                   | 820                    | 35        | 40  | S55           | 3.65                        |                   | 330                    | 25        | 45   | S36           | 1.70                        |                   | 150                    | 22        | 25 | S22           | 1.31                        |
|                   | 820                    | 35        | 45  | S56           | 3.10                        |                   | 330                    | 30        | 25   | S42           | 1.85                        |                   | 150                    | 22        | 30 | S23           | 1.35                        |
| 1000              | 30                     | 45        | S46 | 4.00          | 330                         | 30                | 30                     | S43       | 2.03 | 150           | 22                          | 35                | S24                    | 1.00      |    |               |                             |
| 1000              | 30                     | 50        | S47 | 4.16          | 330                         | 30                | 35                     | S44       | 1.70 | 150           | 25                          | 20                | S31                    | 1.20      |    |               |                             |
| 1000              | 35                     | 40        | S55 | 4.03          | 330                         | 35                | 20                     | S51       | 1.69 | 150           | 25                          | 25                | S32                    | 1.35      |    |               |                             |
| 1000              | 35                     | 45        | S56 | 4.20          | 330                         | 35                | 25                     | S52       | 1.99 | 150           | 25                          | 30                | S33                    | 1.00      |    |               |                             |
| 1000              | 35                     | 50        | S57 | 3.50          | 390                         | 22                | 45                     | S26       | 2.26 | 150           | 30                          | 20                | S41                    | 1.21      |    |               |                             |
| 1200              | 30                     | 50        | S47 | 4.56          | 390                         | 22                | 50                     | S27       | 2.34 | 150           | 35                          | 20                | S51                    | 1.20      |    |               |                             |
| 1200              | 35                     | 45        | S56 | 4.60          | 390                         | 25                | 35                     | S34       | 2.17 | 180           | 22                          | 30                | S23                    | 1.52      |    |               |                             |
| 1200              | 35                     | 50        | S57 | 4.78          | 390                         | 25                | 40                     | S35       | 2.25 | 180           | 22                          | 35                | S24                    | 1.53      |    |               |                             |

(Note) Rated ripple current : 85°C, 120Hz ; ESR. : 20°C, 120Hz

• The standard ratings follow the next page.

# LA5, LT5 LARGE CAPACITANCE ALUMINUM ELECTROLYTIC CAPACITORS **ELNA®**

## Standard Ratings

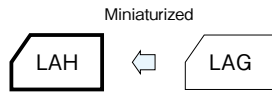
|           | Rated voltage (V) | Rated capacitance (μF) | Case (mm) |      | Casing Symbol | Rated ripple current (Arms) | Rated voltage (V) | Rated capacitance (μF) | Case (mm) |     | Casing Symbol | Rated ripple current (Arms) | Rated voltage (V) | Rated capacitance (μF) | Case (mm) |     | Casing Symbol | Rated ripple current (Arms) |
|-----------|-------------------|------------------------|-----------|------|---------------|-----------------------------|-------------------|------------------------|-----------|-----|---------------|-----------------------------|-------------------|------------------------|-----------|-----|---------------|-----------------------------|
|           |                   |                        | D         | L    |               |                             |                   |                        | D         | L   |               |                             |                   |                        | D         | L   |               |                             |
| ALUMINIUM | 180               | 22                     | 40        | S25  | 1.10          | 400                         | 470               | 35                     | 30        | S53 | 2.80          | 450                         | 180               | 25                     | 40        | S35 | 1.20          |                             |
|           | 180               | 25                     | 25        | S32  | 1.52          |                             | 470               | 35                     | 35        | S54 | 2.93          |                             | 180               | 30                     | 25        | S42 | 1.58          |                             |
|           | 180               | 25                     | 30        | S33  | 1.53          |                             | 470               | 35                     | 40        | S55 | 2.30          |                             | 180               | 30                     | 30        | S43 | 1.20          |                             |
|           | 180               | 25                     | 35        | S34  | 1.10          |                             | 560               | 30                     | 40        | S45 | 3.15          |                             | 180               | 35                     | 20        | S51 | 1.37          |                             |
|           | 180               | 30                     | 20        | S41  | 1.32          |                             | 560               | 30                     | 45        | S46 | 3.29          |                             | 180               | 35                     | 25        | S52 | 1.30          |                             |
|           | 180               | 30                     | 25        | S42  | 1.20          |                             | 560               | 35                     | 30        | S53 | 3.06          |                             | 220               | 22                     | 40        | S25 | 1.77          |                             |
|           | 180               | 35                     | 20        | S51  | 1.37          |                             | 560               | 35                     | 35        | S54 | 3.19          |                             | 220               | 25                     | 30        | S33 | 1.69          |                             |
|           | 220               | 22                     | 30        | S23  | 1.68          |                             | 560               | 35                     | 45        | S56 | 2.60          |                             | 220               | 25                     | 35        | S34 | 1.79          |                             |
|           | 220               | 22                     | 35        | S24  | 1.69          |                             | 680               | 30                     | 45        | S46 | 3.63          |                             | 220               | 25                     | 50        | S37 | 1.40          |                             |
|           | 220               | 22                     | 45        | S26  | 1.30          |                             | 680               | 30                     | 50        | S47 | 3.77          |                             | 220               | 30                     | 25        | S42 | 1.68          |                             |
|           | 220               | 25                     | 25        | S32  | 1.68          |                             | 680               | 35                     | 35        | S54 | 3.52          |                             | 220               | 30                     | 30        | S43 | 1.82          |                             |
|           | 220               | 25                     | 30        | S33  | 1.69          |                             | 680               | 35                     | 40        | S55 | 3.65          |                             | 220               | 30                     | 35        | S44 | 1.40          |                             |
|           | 220               | 25                     | 40        | S35  | 1.30          |                             | 680               | 35                     | 50        | S57 | 2.90          |                             | 220               | 35                     | 20        | S51 | 1.52          |                             |
|           | 220               | 30                     | 20        | S41  | 1.46          |                             | 820               | 35                     | 40        | S55 | 4.01          |                             | 220               | 35                     | 25        | S52 | 1.79          |                             |
|           | 220               | 30                     | 25        | S42  | 1.70          |                             | 820               | 35                     | 45        | S56 | 4.17          |                             | 220               | 35                     | 30        | S53 | 1.50          |                             |
|           | 220               | 30                     | 30        | S43  | 1.40          |                             | 1000              | 35                     | 45        | S56 | 4.60          |                             | 270               | 22                     | 45        | S26 | 2.07          |                             |
|           | 220               | 35                     | 20        | S51  | 1.52          |                             | 1000              | 35                     | 50        | S57 | 4.80          |                             | 270               | 25                     | 35        | S34 | 1.98          |                             |
|           | 220               | 35                     | 25        | S52  | 1.50          |                             | 47                | 22                     | 20        | S21 | 0.49          |                             | 270               | 25                     | 40        | S35 | 2.05          |                             |
|           | 270               | 22                     | 35        | S24  | 1.87          |                             | 56                | 25                     | 20        | S31 | 0.57          |                             | 270               | 30                     | 30        | S43 | 2.02          |                             |
|           | 270               | 22                     | 40        | S25  | 1.96          |                             | 68                | 22                     | 20        | S21 | 0.82          |                             | 270               | 30                     | 35        | S44 | 2.11          |                             |
|           | 270               | 22                     | 45        | S26  | 2.06          |                             | 68                | 22                     | 25        | S22 | 0.62          |                             | 270               | 30                     | 40        | S45 | 1.60          |                             |
|           | 270               | 25                     | 30        | S33  | 1.87          |                             | 82                | 22                     | 20        | S21 | 0.85          |                             | 270               | 35                     | 25        | S52 | 1.98          |                             |
|           | 270               | 25                     | 35        | S34  | 1.98          |                             | 82                | 22                     | 25        | S22 | 0.97          |                             | 270               | 35                     | 30        | S53 | 2.13          |                             |
|           | 270               | 25                     | 45        | S36  | 1.50          |                             | 82                | 22                     | 30        | S23 | 0.71          |                             | 270               | 35                     | 35        | S54 | 1.70          |                             |
|           | 270               | 30                     | 25        | S42  | 1.84          |                             | 82                | 25                     | 20        | S31 | 0.87          |                             | 330               | 22                     | 50        | S27 | 2.37          |                             |
|           | 270               | 30                     | 30        | S43  | 2.02          |                             | 82                | 25                     | 25        | S32 | 0.72          |                             | 330               | 25                     | 40        | S35 | 2.27          |                             |
|           | 270               | 30                     | 35        | S44  | 1.60          |                             | 82                | 30                     | 20        | S41 | 0.77          |                             | 330               | 25                     | 45        | S36 | 2.38          |                             |
|           | 270               | 35                     | 20        | S51  | 1.68          |                             | 100               | 22                     | 25        | S22 | 1.07          |                             | 330               | 30                     | 30        | S43 | 2.23          |                             |
|           | 270               | 35                     | 25        | S52  | 1.98          |                             | 100               | 22                     | 35        | S24 | 0.82          |                             | 330               | 30                     | 35        | S44 | 2.34          |                             |
|           | 330               | 22                     | 40        | S25  | 2.17          |                             | 100               | 25                     | 20        | S31 | 0.92          |                             | 330               | 30                     | 50        | S47 | 1.80          |                             |
|           | 330               | 22                     | 45        | S26  | 2.28          |                             | 100               | 30                     | 20        | S41 | 0.98          |                             | 330               | 35                     | 25        | S52 | 2.19          |                             |
|           | 330               | 25                     | 35        | S34  | 2.19          |                             | 120               | 22                     | 25        | S22 | 1.17          |                             | 330               | 35                     | 30        | S53 | 2.35          |                             |
| 330       | 25                | 40                     | S35       | 2.27 | 120           | 22                          | 30                | S23                    | 1.23      | 330 | 35            | 40                          | S55               | 1.90                   |           |     |               |                             |
| 330       | 25                | 50                     | S37       | 1.70 | 120           | 22                          | 40                | S25                    | 0.92      | 390 | 25            | 45                          | S36               | 2.59                   |           |     |               |                             |
| 330       | 30                | 25                     | S42       | 2.01 | 120           | 25                          | 20                | S31                    | 0.99      | 390 | 25            | 50                          | S37               | 2.69                   |           |     |               |                             |
| 330       | 30                | 30                     | S43       | 2.24 | 120           | 25                          | 25                | S32                    | 1.24      | 390 | 30            | 35                          | S44               | 2.54                   |           |     |               |                             |
| 330       | 30                | 40                     | S45       | 1.80 | 120           | 25                          | 30                | S33                    | 0.91      | 390 | 30            | 40                          | S45               | 2.63                   |           |     |               |                             |
| 330       | 35                | 25                     | S52       | 2.19 | 120           | 30                          | 20                | S41                    | 1.07      | 390 | 35            | 30                          | S53               | 2.56                   |           |     |               |                             |
| 330       | 35                | 30                     | S53       | 1.80 | 120           | 30                          | 25                | S42                    | 0.97      | 390 | 35            | 35                          | S54               | 2.66                   |           |     |               |                             |
| 390       | 22                | 50                     | S27       | 2.58 | 120           | 35                          | 20                | S51                    | 1.00      | 390 | 35            | 45                          | S56               | 2.20                   |           |     |               |                             |
| 390       | 25                | 40                     | S35       | 2.47 | 150           | 22                          | 30                | S23                    | 1.38      | 470 | 30            | 40                          | S45               | 2.89                   |           |     |               |                             |
| 390       | 25                | 45                     | S36       | 2.59 | 150           | 22                          | 35                | S24                    | 1.42      | 470 | 30            | 45                          | S46               | 3.01                   |           |     |               |                             |
| 390       | 30                | 30                     | S43       | 2.43 | 150           | 22                          | 45                | S26                    | 1.10      | 470 | 35            | 35                          | S54               | 2.92                   |           |     |               |                             |
| 390       | 30                | 35                     | S44       | 2.53 | 150           | 25                          | 25                | S32                    | 1.39      | 470 | 35            | 40                          | S55               | 3.03                   |           |     |               |                             |
| 390       | 30                | 45                     | S46       | 2.00 | 150           | 25                          | 30                | S33                    | 1.40      | 470 | 35            | 50                          | S57               | 2.40                   |           |     |               |                             |
| 390       | 35                | 25                     | S52       | 2.38 | 150           | 25                          | 35                | S34                    | 1.00      | 560 | 30            | 45                          | S46               | 3.29                   |           |     |               |                             |
| 390       | 35                | 30                     | S53       | 2.55 | 150           | 30                          | 20                | S41                    | 1.20      | 560 | 30            | 50                          | S47               | 3.42                   |           |     |               |                             |
| 390       | 35                | 35                     | S54       | 2.10 | 150           | 30                          | 25                | S42                    | 1.48      | 560 | 35            | 35                          | S54               | 3.19                   |           |     |               |                             |
| 470       | 25                | 45                     | S36       | 2.84 | 150           | 35                          | 20                | S51                    | 1.26      | 560 | 35            | 40                          | S55               | 3.31                   |           |     |               |                             |
| 470       | 25                | 50                     | S37       | 2.96 | 180           | 22                          | 35                | S24                    | 1.56      | 680 | 35            | 45                          | S56               | 3.80                   |           |     |               |                             |
| 470       | 30                | 35                     | S44       | 2.78 | 180           | 22                          | 50                | S27                    | 1.20      | 680 | 35            | 50                          | S57               | 3.95                   |           |     |               |                             |
| 470       | 30                | 40                     | S45       | 2.89 | 180           | 25                          | 25                | S32                    | 1.52      | 820 | 35            | 50                          | S57               | 4.34                   |           |     |               |                             |
| 470       | 30                | 50                     | S47       | 2.20 | 180           | 25                          | 30                | S33                    | 1.53      |     |               |                             |                   |                        |           |     |               |                             |

(Note) Rated ripple current : 85°C , 120Hz ; ESR. : 20°C , 120Hz

## Miniaturized, High-Reliability, High-Ripple Capacitors

GREEN CAP 105°C 2000hours

- High-reliability, high-ripple capacitors.
- Guarantees 2000 hours at 105°C.



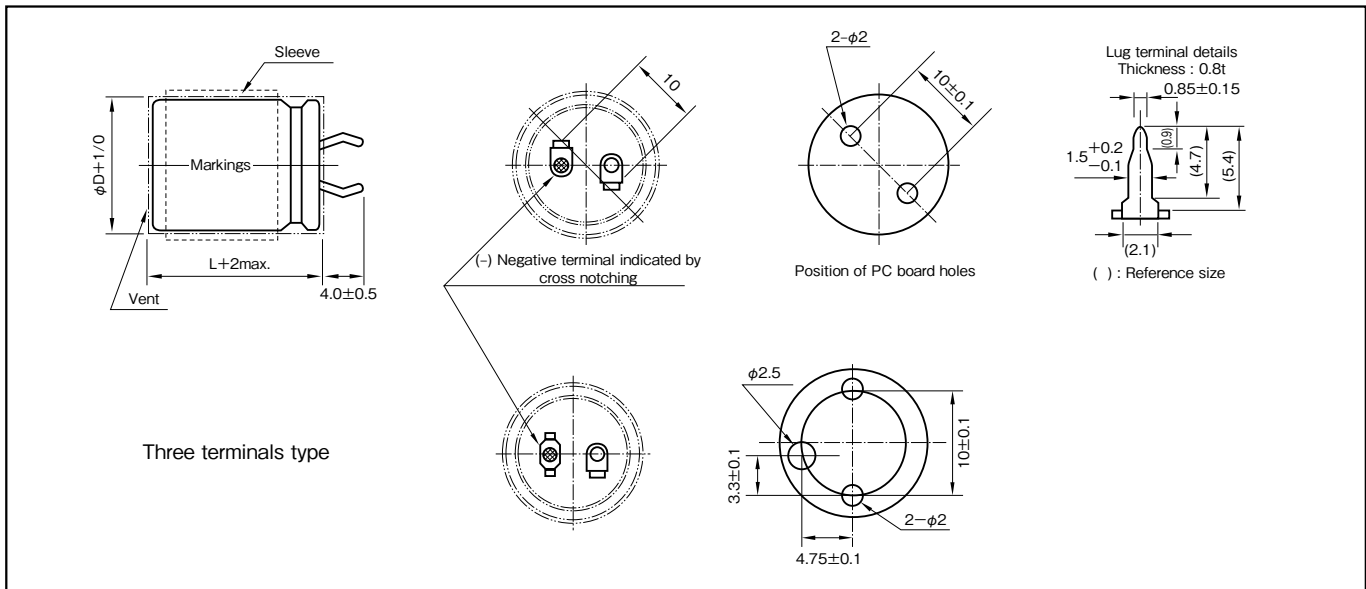
Marking color : White print on a black sleeve

### Specifications

| Item  | Performance   |                   |            |                 |                                     |                                  |                              |                           |   |             |               |      |      |      |      |      |      |
|---|---|-------------------|------------|-----------------|-------------------------------------|----------------------------------|------------------------------|---------------------------|---|-------------|---------------|------|------|------|------|------|------|
| Category temperature range (°C)             | -40 to +105 (-25 to +105 at 160V or more)   |                   |            |                 |                                     |                                  |                              |                           |   |             |               |      |      |      |      |      |      |
| Tolerance at rated capacitance (%)          | ± 20 (20°C, 120Hz)  |                   |            |                 |                                     |                                  |                              |                           |   |             |               |      |      |      |      |      |      |
| Leakage current (μA) (max.)                 | 3√CV (after 5 minutes) C : Rated capacitance (μF) ; V : Rated voltage (V) (20°C)  |                   |            |                 |                                     |                                  |                              |                           |   |             |               |      |      |      |      |      |      |
| Tangent of loss angle (tanδ)                | <table border="1"> <thead> <tr> <th>Rated voltage (V)</th> <th>16</th> <th>25</th> <th>35</th> <th>50</th> <th>63 to 100</th> <th>160 to 250</th> <th>400 to 450</th> </tr> </thead> <tbody> <tr> <td>tanδ (max.)</td> <td>0.50</td> <td>0.40</td> <td>0.35</td> <td>0.30</td> <td>0.20</td> <td>0.15</td> <td>0.20</td> </tr> </tbody> </table> <p>(20°C, 120Hz)</p>   | Rated voltage (V) | 16         | 25              | 35                                  | 50                               | 63 to 100                    | 160 to 250                | 400 to 450                                  | tanδ (max.) | 0.50          | 0.40 | 0.35 | 0.30 | 0.20 | 0.15 | 0.20 |
| Rated voltage (V)                           | 16  | 25                | 35         | 50              | 63 to 100                           | 160 to 250                       | 400 to 450                   |                           |   |             |               |      |      |      |      |      |      |
| tanδ (max.)                                 | 0.50  | 0.40              | 0.35       | 0.30            | 0.20                                | 0.15                             | 0.20                         |                           |   |             |               |      |      |      |      |      |      |
| Characteristics at high and low temperature | <table border="1"> <thead> <tr> <th>Rated voltage (V)</th> <th>16 to 100</th> <th>160 to 200</th> <th>250 to 400</th> </tr> </thead> <tbody> <tr> <td>Impedance ratio (max.)</td> <td>Z-25°C/Z+20°C</td> <td>4</td> <td>4</td> </tr> <tr> <td></td> <td>Z-40°C/Z+20°C</td> <td>15</td> <td>—</td> </tr> </tbody> </table> <p>(120Hz)</p>  | Rated voltage (V) | 16 to 100  | 160 to 200      | 250 to 400                          | Impedance ratio (max.)           | Z-25°C/Z+20°C                | 4                         | 4   |             | Z-40°C/Z+20°C | 15   | —    |      |      |      |      |
| Rated voltage (V)                           | 16 to 100   | 160 to 200        | 250 to 400 |                 |                                     |                                  |                              |                           |   |             |               |      |      |      |      |      |      |
| Impedance ratio (max.)                      | Z-25°C/Z+20°C   | 4                 | 4          |                 |                                     |                                  |                              |                           |   |             |               |      |      |      |      |      |      |
|   | Z-40°C/Z+20°C   | 15                | —          |                 |                                     |                                  |                              |                           |   |             |               |      |      |      |      |      |      |
| Endurance (105°C) (Applied ripple current)  | <table border="1"> <tbody> <tr> <td>Test time</td> <td>2000 hours</td> </tr> <tr> <td>Leakage current</td> <td>The initial specified value or less</td> </tr> <tr> <td>Percentage of capacitance change</td> <td>Within ±20% of initial value</td> </tr> <tr> <td>Tangent of the loss angle</td> <td>200% or less of the initial specified value</td> </tr> </tbody> </table>   | Test time         | 2000 hours | Leakage current | The initial specified value or less | Percentage of capacitance change | Within ±20% of initial value | Tangent of the loss angle | 200% or less of the initial specified value |             |               |      |      |      |      |      |      |
| Test time                                   | 2000 hours  |                   |            |                 |                                     |                                  |                              |                           |   |             |               |      |      |      |      |      |      |
| Leakage current                             | The initial specified value or less   |                   |            |                 |                                     |                                  |                              |                           |   |             |               |      |      |      |      |      |      |
| Percentage of capacitance change            | Within ±20% of initial value  |                   |            |                 |                                     |                                  |                              |                           |   |             |               |      |      |      |      |      |      |
| Tangent of the loss angle                   | 200% or less of the initial specified value   |                   |            |                 |                                     |                                  |                              |                           |   |             |               |      |      |      |      |      |      |
| Shelf life (105°C)                          | <table border="1"> <tbody> <tr> <td>Test time</td> <td>1000 hours</td> </tr> <tr> <td>Leakage current</td> <td>The initial specified value or less</td> </tr> <tr> <td>Percentage of capacitance change</td> <td>Within ±15% of initial value</td> </tr> <tr> <td>Tangent of the loss angle</td> <td>150% or less of the initial specified value</td> </tr> </tbody> </table> <p>Voltage application treatment : According to JIS C5101-4 4.1</p> | Test time         | 1000 hours | Leakage current | The initial specified value or less | Percentage of capacitance change | Within ±15% of initial value | Tangent of the loss angle | 150% or less of the initial specified value |             |               |      |      |      |      |      |      |
| Test time                                   | 1000 hours  |                   |            |                 |                                     |                                  |                              |                           |   |             |               |      |      |      |      |      |      |
| Leakage current                             | The initial specified value or less   |                   |            |                 |                                     |                                  |                              |                           |   |             |               |      |      |      |      |      |      |
| Percentage of capacitance change            | Within ±15% of initial value  |                   |            |                 |                                     |                                  |                              |                           |   |             |               |      |      |      |      |      |      |
| Tangent of the loss angle                   | 150% or less of the initial specified value   |                   |            |                 |                                     |                                  |                              |                           |   |             |               |      |      |      |      |      |      |
| Applicable standards                        | JIS C5101-1, -4 (IEC 60384-1, -4)   |                   |            |                 |                                     |                                  |                              |                           |   |             |               |      |      |      |      |      |      |

### Outline Drawing

Unit: mm



| Part numbering system                         |   |                      |                          |                              |               |                 |
|---|---|----------------------|--------------------------|------------------------------|---------------|-----------------|
| series LAH, standard terminal type :400V330μF |   |                      |                          |                              |               |                 |
| LAH   | — | 400 V                | 331                      | M                            | S54 # B       |                 |
| Series code                                   |   | Rated voltage symbol | Rated capacitance symbol | Capacitance tolerance symbol | Casing symbol | Optional symbol |
| series LTH, three terminals type :400V330μF   |   |                      |                          |                              |               |                 |
| LTH   | — | 400 V                | 331                      | M                            | S54 # B       |                 |
| Series code                                   |   | Rated voltage symbol | Rated capacitance symbol | Capacitance tolerance symbol | Casing symbol | Optional symbol |

### Coefficient of Frequency for Rated Ripple Current

| Frequency (Hz)    | 50   | 120 | 1k   | 10k  | 30k  |
|-------------------|------|-----|------|------|------|
| Rated voltage (V) |      |     |      |      |      |
| 100 or less       | 0.95 | 1   | 1.10 | 1.15 | 1.15 |
| 160 to 250        | 0.81 | 1   | 1.32 | 1.45 | 1.50 |
| 400 or more       | 0.77 | 1   | 1.30 | 1.41 | 1.43 |

Standard Ratings

| Rated voltage (V) | Rated capacitance (µF) | Case (mm) |     | Casing Symbol | Rated ripple current (Arms) | Rated voltage (V) | Rated capacitance (µF) | Case (mm) |      | Casing Symbol | Rated ripple current (Arms) | Rated voltage (V) | Rated capacitance (µF) | Case (mm) |    | Casing Symbol | Rated ripple current (Arms) |
|-------------------|------------------------|-----------|-----|---------------|-----------------------------|-------------------|------------------------|-----------|------|---------------|-----------------------------|-------------------|------------------------|-----------|----|---------------|-----------------------------|
|                   |                        | D         | L   |               |                             |                   |                        | D         | L    |               |                             |                   |                        | D         | L  |               |                             |
| 16                | 4700                   | 22        | 20  | S21           | 1.23                        | 16                | 27000                  | 35        | 25   | S52           | 3.80                        | 25                | 10000                  | 30        | 25 | S42           | 2.48                        |
|                   | 5600                   | 22        | 20  | S21           | 1.35                        |                   | 27000                  | 35        | 30   | S53           | 3.82                        |                   | 10000                  | 35        | 20 | S51           | 2.40                        |
|                   | 6800                   | 22        | 20  | S21           | 1.48                        |                   | 33000                  | 22        | 50   | S27           | 4.00                        |                   | 12000                  | 22        | 35 | S24           | 2.59                        |
|                   | 6800                   | 22        | 25  | S22           | 1.60                        |                   | 33000                  | 25        | 45   | S36           | 4.16                        |                   | 12000                  | 22        | 40 | S25           | 2.63                        |
|                   | 6800                   | 25        | 20  | S31           | 1.53                        |                   | 33000                  | 25        | 50   | S37           | 4.21                        |                   | 12000                  | 22        | 45 | S26           | 2.69                        |
|                   | 8200                   | 22        | 25  | S22           | 1.76                        |                   | 33000                  | 30        | 35   | S44           | 4.15                        |                   | 12000                  | 25        | 30 | S33           | 2.61                        |
|                   | 8200                   | 25        | 20  | S31           | 1.68                        |                   | 33000                  | 30        | 40   | S45           | 4.23                        |                   | 12000                  | 25        | 35 | S34           | 2.67                        |
|                   | 8200                   | 30        | 20  | S41           | 1.84                        |                   | 33000                  | 30        | 45   | S46           | 4.30                        |                   | 12000                  | 25        | 40 | S35           | 2.74                        |
|                   | 10000                  | 22        | 25  | S22           | 1.94                        |                   | 33000                  | 35        | 30   | S53           | 4.22                        |                   | 12000                  | 30        | 25 | S42           | 2.59                        |
|                   | 10000                  | 22        | 30  | S23           | 1.99                        |                   | 33000                  | 35        | 35   | S54           | 4.24                        |                   | 12000                  | 30        | 30 | S43           | 2.70                        |
|                   | 10000                  | 25        | 20  | S31           | 1.85                        |                   | 39000                  | 25        | 50   | S37           | 4.58                        |                   | 12000                  | 35        | 20 | S51           | 2.63                        |
|                   | 10000                  | 25        | 25  | S32           | 1.99                        |                   | 39000                  | 30        | 40   | S45           | 4.60                        |                   | 12000                  | 35        | 25 | S52           | 2.80                        |
|                   | 10000                  | 30        | 20  | S41           | 2.03                        |                   | 39000                  | 30        | 45   | S46           | 4.67                        |                   | 15000                  | 22        | 40 | S25           | 2.94                        |
|                   | 12000                  | 22        | 30  | S23           | 2.18                        |                   | 39000                  | 30        | 50   | S47           | 4.74                        |                   | 15000                  | 22        | 45 | S26           | 3.01                        |
|                   | 12000                  | 22        | 35  | S24           | 2.28                        |                   | 39000                  | 35        | 30   | S53           | 4.59                        |                   | 15000                  | 25        | 35 | S34           | 2.99                        |
|                   | 12000                  | 25        | 25  | S32           | 2.18                        |                   | 39000                  | 35        | 35   | S54           | 4.61                        |                   | 15000                  | 25        | 40 | S35           | 3.06                        |
|                   | 12000                  | 25        | 30  | S33           | 2.30                        |                   | 39000                  | 35        | 40   | S55           | 4.72                        |                   | 15000                  | 25        | 45 | S36           | 3.15                        |
|                   | 12000                  | 30        | 20  | S41           | 2.23                        |                   | 47000                  | 30        | 45   | S46           | 5.13                        |                   | 15000                  | 30        | 30 | S43           | 3.02                        |
|                   | 12000                  | 30        | 25  | S42           | 2.38                        |                   | 47000                  | 30        | 50   | S47           | 5.20                        |                   | 15000                  | 30        | 35 | S44           | 3.13                        |
|                   | 12000                  | 35        | 20  | S51           | 2.38                        |                   | 47000                  | 35        | 35   | S54           | 5.06                        |                   | 15000                  | 35        | 25 | S52           | 3.13                        |
|                   | 15000                  | 22        | 30  | S23           | 2.44                        |                   | 47000                  | 35        | 40   | S55           | 5.18                        |                   | 15000                  | 35        | 30 | S53           | 3.22                        |
|                   | 15000                  | 22        | 35  | S24           | 2.55                        |                   | 47000                  | 35        | 45   | S56           | 5.27                        |                   | 18000                  | 22        | 45 | S26           | 3.29                        |
|                   | 15000                  | 22        | 40  | S25           | 2.64                        |                   | 56000                  | 30        | 50   | S47           | 5.68                        |                   | 18000                  | 22        | 50 | S27           | 3.44                        |
|                   | 15000                  | 25        | 25  | S32           | 2.44                        |                   | 56000                  | 35        | 40   | S55           | 5.66                        |                   | 18000                  | 25        | 40 | S35           | 3.36                        |
|                   | 15000                  | 25        | 30  | S33           | 2.57                        |                   | 56000                  | 35        | 45   | S56           | 5.75                        |                   | 18000                  | 25        | 45 | S36           | 3.45                        |
|                   | 15000                  | 25        | 35  | S34           | 2.68                        |                   | 68000                  | 35        | 45   | S56           | 6.34                        |                   | 18000                  | 25        | 50 | S37           | 3.54                        |
|                   | 15000                  | 30        | 25  | S42           | 2.66                        |                   | 68000                  | 35        | 50   | S57           | 6.59                        |                   | 18000                  | 30        | 30 | S43           | 3.31                        |
|                   | 15000                  | 35        | 20  | S51           | 2.66                        |                   | 82000                  | 35        | 50   | S57           | 7.23                        |                   | 18000                  | 30        | 35 | S44           | 3.43                        |
|                   | 18000                  | 22        | 35  | S24           | 2.79                        |                   | 3300                   | 22        | 20   | S21           | 1.21                        |                   | 18000                  | 30        | 40 | S45           | 3.54                        |
|                   | 18000                  | 22        | 40  | S25           | 2.89                        |                   | 3900                   | 22        | 20   | S21           | 1.31                        |                   | 18000                  | 35        | 25 | S52           | 3.43                        |
| 18000             | 22                     | 45        | S26 | 2.98          | 4700                        | 22                | 20                     | S21       | 1.44 | 18000         | 35                          | 30                | S53                    | 3.53      |    |               |                             |
| 18000             | 25                     | 30        | S33 | 2.82          | 4700                        | 22                | 25                     | S22       | 1.55 | 22000         | 22                          | 50                | S27                    | 3.80      |    |               |                             |
| 18000             | 25                     | 35        | S34 | 2.94          | 4700                        | 25                | 20                     | S31       | 1.48 | 22000         | 25                          | 45                | S36                    | 3.81      |    |               |                             |
| 18000             | 25                     | 40        | S35 | 3.04          | 5600                        | 22                | 25                     | S22       | 1.69 | 22000         | 25                          | 50                | S37                    | 3.91      |    |               |                             |
| 18000             | 30                     | 25        | S42 | 2.91          | 5600                        | 25                | 20                     | S31       | 1.61 | 22000         | 30                          | 35                | S44                    | 3.79      |    |               |                             |
| 18000             | 30                     | 30        | S43 | 3.00          | 5600                        | 30                | 20                     | S41       | 1.74 | 22000         | 30                          | 40                | S45                    | 3.91      |    |               |                             |
| 18000             | 35                     | 20        | S51 | 2.91          | 6800                        | 22                | 25                     | S22       | 1.86 | 22000         | 30                          | 45                | S46                    | 4.24      |    |               |                             |
| 18000             | 35                     | 25        | S52 | 3.10          | 6800                        | 22                | 30                     | S23       | 1.91 | 22000         | 35                          | 30                | S53                    | 3.90      |    |               |                             |
| 22000             | 22                     | 40        | S25 | 3.20          | 6800                        | 25                | 20                     | S31       | 1.78 | 22000         | 35                          | 35                | S54                    | 3.96      |    |               |                             |
| 22000             | 22                     | 45        | S26 | 3.29          | 6800                        | 25                | 25                     | S32       | 1.91 | 27000         | 25                          | 50                | S37                    | 4.34      |    |               |                             |
| 22000             | 25                     | 35        | S34 | 3.25          | 6800                        | 30                | 20                     | S41       | 1.92 | 27000         | 30                          | 40                | S45                    | 4.34      |    |               |                             |
| 22000             | 25                     | 40        | S35 | 3.36          | 8200                        | 22                | 30                     | S23       | 2.10 | 27000         | 30                          | 45                | S46                    | 4.70      |    |               |                             |
| 22000             | 25                     | 45        | S36 | 3.40          | 8200                        | 22                | 35                     | S24       | 2.14 | 27000         | 35                          | 35                | S54                    | 4.39      |    |               |                             |
| 22000             | 30                     | 30        | S43 | 3.32          | 8200                        | 25                | 25                     | S32       | 2.10 | 27000         | 35                          | 40                | S55                    | 4.56      |    |               |                             |
| 22000             | 30                     | 35        | S44 | 3.39          | 8200                        | 25                | 30                     | S33       | 2.16 | 27000         | 35                          | 45                | S56                    | 4.75      |    |               |                             |
| 22000             | 35                     | 25        | S52 | 3.43          | 8200                        | 30                | 20                     | S41       | 2.10 | 33000         | 30                          | 45                | S46                    | 5.19      |    |               |                             |
| 27000             | 22                     | 45        | S26 | 3.65          | 8200                        | 30                | 25                     | S42       | 2.25 | 33000         | 30                          | 50                | S47                    | 5.30      |    |               |                             |
| 27000             | 22                     | 50        | S27 | 3.70          | 8200                        | 35                | 20                     | S51       | 2.17 | 33000         | 35                          | 35                | S54                    | 4.85      |    |               |                             |
| 27000             | 25                     | 40        | S35 | 3.72          | 10000                       | 22                | 30                     | S23       | 2.32 | 33000         | 35                          | 40                | S55                    | 5.04      |    |               |                             |
| 27000             | 25                     | 45        | S36 | 3.77          | 10000                       | 22                | 35                     | S24       | 2.36 | 33000         | 35                          | 50                | S57                    | 5.39      |    |               |                             |
| 27000             | 25                     | 50        | S37 | 3.81          | 10000                       | 22                | 40                     | S25       | 2.40 | 39000         | 30                          | 50                | S47                    | 5.58      |    |               |                             |
| 27000             | 30                     | 30        | S43 | 3.67          | 10000                       | 25                | 25                     | S32       | 2.32 | 39000         | 35                          | 40                | S55                    | 5.48      |    |               |                             |
| 27000             | 30                     | 35        | S44 | 3.76          | 10000                       | 25                | 30                     | S33       | 2.39 | 39000         | 35                          | 45                | S56                    | 5.71      |    |               |                             |
| 27000             | 30                     | 40        | S45 | 3.83          | 10000                       | 25                | 35                     | S34       | 2.44 | 47000         | 35                          | 50                | S57                    | 6.43      |    |               |                             |

(Note) Rated ripple current : 105°C , 120Hz

• The standard ratings follow the next page.

## Standard Ratings

|           | Rated voltage (V) | Rated capacitance (μF) | Case (mm) |      | Casing Symbol | Rated ripple current (Arms) | Rated voltage (V) | Rated capacitance (μF) | Case (mm) |       | Casing Symbol | Rated ripple current (Arms) | Rated voltage (V) | Rated capacitance (μF) | Case (mm) |    | Casing Symbol | Rated ripple current (Arms) |
|-----------|-------------------|------------------------|-----------|------|---------------|-----------------------------|-------------------|------------------------|-----------|-------|---------------|-----------------------------|-------------------|------------------------|-----------|----|---------------|-----------------------------|
|           |                   |                        | D         | L    |               |                             |                   |                        | D         | L     |               |                             |                   |                        | D         | L  |               |                             |
| ALUMINIUM | 35                | 2200                   | 22        | 20   | S21           | 1.08                        | 35                | 12000                  | 35        | 25    | S52           | 3.14                        | 50                | 4700                   | 22        | 45 | S26           | 2.56                        |
|           |                   | 2700                   | 22        | 20   | S21           | 1.20                        |                   | 12000                  | 35        | 30    | S53           | 3.20                        |                   | 4700                   | 25        | 30 | S33           | 2.39                        |
|           |                   | 3300                   | 22        | 20   | S21           | 1.33                        |                   | 15000                  | 25        | 45    | S36           | 3.58                        |                   | 4700                   | 25        | 35 | S34           | 2.50                        |
|           |                   | 3300                   | 22        | 25   | S22           | 1.43                        |                   | 15000                  | 25        | 50    | S37           | 3.64                        |                   | 4700                   | 30        | 25 | S42           | 2.44                        |
|           |                   | 3300                   | 25        | 20   | S31           | 1.39                        |                   | 15000                  | 30        | 35    | S44           | 3.58                        |                   | 4700                   | 30        | 30 | S43           | 2.58                        |
|           |                   | 3900                   | 22        | 25   | S22           | 1.55                        |                   | 15000                  | 30        | 40    | S45           | 3.67                        |                   | 4700                   | 35        | 20 | S51           | 2.51                        |
|           |                   | 3900                   | 22        | 30   | S23           | 1.65                        |                   | 15000                  | 30        | 45    | S46           | 3.74                        |                   | 4700                   | 35        | 25 | S52           | 2.67                        |
|           |                   | 3900                   | 25        | 20   | S31           | 1.51                        |                   | 15000                  | 35        | 30    | S53           | 3.58                        |                   | 5600                   | 22        | 40 | S25           | 2.70                        |
|           |                   | 3900                   | 30        | 20   | S41           | 1.65                        |                   | 15000                  | 35        | 35    | S54           | 3.69                        |                   | 5600                   | 22        | 45 | S26           | 2.79                        |
|           |                   | 4700                   | 22        | 25   | S22           | 1.71                        |                   | 18000                  | 25        | 50    | S37           | 3.99                        |                   | 5600                   | 22        | 50 | S27           | 2.89                        |
|           |                   | 4700                   | 22        | 30   | S23           | 1.81                        |                   | 18000                  | 30        | 40    | S45           | 4.02                        |                   | 5600                   | 25        | 35 | S34           | 2.73                        |
|           |                   | 4700                   | 25        | 20   | S31           | 1.66                        |                   | 18000                  | 30        | 45    | S46           | 4.10                        |                   | 5600                   | 25        | 40 | S35           | 2.81                        |
|           |                   | 4700                   | 25        | 25   | S32           | 1.78                        |                   | 18000                  | 35        | 30    | S53           | 3.92                        |                   | 5600                   | 25        | 40 | S35           | 2.81                        |
|           |                   | 4700                   | 30        | 20   | S41           | 1.82                        |                   | 18000                  | 35        | 35    | S54           | 4.04                        |                   | 5600                   | 30        | 25 | S42           | 2.66                        |
|           |                   | 5600                   | 22        | 30   | S23           | 1.98                        |                   | 18000                  | 35        | 40    | S55           | 4.16                        |                   | 5600                   | 30        | 30 | S43           | 2.82                        |
|           |                   | 5600                   | 22        | 35   | S24           | 2.02                        |                   | 22000                  | 30        | 45    | S46           | 4.53                        |                   | 5600                   | 30        | 35 | S44           | 2.95                        |
|           |                   | 5600                   | 25        | 25   | S32           | 1.94                        |                   | 22000                  | 30        | 50    | S47           | 4.71                        |                   | 5600                   | 35        | 25 | S52           | 2.91                        |
|           |                   | 5600                   | 25        | 30   | S33           | 2.04                        |                   | 22000                  | 35        | 35    | S54           | 4.47                        |                   | 6800                   | 22        | 45 | S26           | 3.08                        |
|           |                   | 5600                   | 30        | 20   | S41           | 1.98                        |                   | 22000                  | 35        | 40    | S55           | 4.60                        |                   | 6800                   | 22        | 50 | S27           | 3.18                        |
|           |                   | 5600                   | 30        | 25   | S42           | 2.12                        |                   | 22000                  | 35        | 50    | S57           | 4.92                        |                   | 6800                   | 25        | 40 | S35           | 3.10                        |
|           |                   | 5600                   | 35        | 20   | S51           | 2.16                        |                   | 27000                  | 30        | 50    | S47           | 5.22                        |                   | 6800                   | 25        | 45 | S36           | 3.24                        |
|           |                   | 6800                   | 22        | 35   | S24           | 2.23                        |                   | 27000                  | 35        | 40    | S55           | 5.09                        |                   | 6800                   | 25        | 50 | S37           | 3.37                        |
|           |                   | 6800                   | 22        | 40   | S25           | 2.28                        |                   | 27000                  | 35        | 45    | S56           | 5.24                        |                   | 6800                   | 30        | 30 | S43           | 3.10                        |
|           |                   | 6800                   | 25        | 25   | S32           | 2.14                        |                   | 27000                  | 35        | 45    | S56           | 5.24                        |                   | 6800                   | 30        | 35 | S44           | 3.25                        |
|           |                   | 6800                   | 25        | 30   | S33           | 2.25                        |                   | 33000                  | 35        | 45    | S56           | 5.80                        |                   | 6800                   | 30        | 40 | S45           | 3.39                        |
|           |                   | 6800                   | 25        | 35   | S34           | 2.31                        |                   | 33000                  | 35        | 50    | S57           | 6.03                        |                   | 6800                   | 35        | 25 | S52           | 3.21                        |
|           |                   | 6800                   | 25        | 35   | S34           | 2.31                        |                   | 1200                   | 22        | 20    | S21           | 0.99                        |                   | 6800                   | 35        | 30 | S53           | 3.31                        |
|           |                   | 6800                   | 30        | 25   | S42           | 2.34                        |                   | 1500                   | 22        | 20    | S21           | 1.11                        |                   | 8200                   | 22        | 50 | S27           | 3.50                        |
|           |                   | 6800                   | 35        | 20   | S51           | 2.38                        |                   | 1800                   | 22        | 20    | S21           | 1.22                        |                   | 8200                   | 25        | 40 | S35           | 3.40                        |
|           |                   | 8200                   | 22        | 35   | S24           | 2.44                        |                   | 1800                   | 22        | 25    | S22           | 1.31                        |                   | 8200                   | 25        | 45 | S36           | 3.56                        |
|           |                   | 8200                   | 22        | 40   | S25           | 2.50                        |                   | 1800                   | 25        | 20    | S31           | 1.29                        |                   | 8200                   | 30        | 35 | S44           | 3.57                        |
|           |                   | 8200                   | 22        | 50   | S27           | 2.67                        |                   | 2200                   | 22        | 25    | S22           | 1.45                        |                   | 8200                   | 30        | 40 | S45           | 3.72                        |
|           |                   | 8200                   | 25        | 30   | S33           | 2.47                        |                   | 2200                   | 25        | 20    | S31           | 1.43                        |                   | 8200                   | 30        | 45 | S46           | 3.89                        |
|           |                   | 8200                   | 25        | 35   | S34           | 2.54                        |                   | 2700                   | 22        | 25    | S22           | 1.60                        |                   | 8200                   | 35        | 30 | S53           | 3.63                        |
|           |                   | 8200                   | 25        | 40   | S35           | 2.60                        |                   | 2700                   | 22        | 30    | S23           | 1.70                        |                   | 8200                   | 35        | 35 | S54           | 3.66                        |
|           |                   | 8200                   | 30        | 25   | S42           | 2.45                        |                   | 2700                   | 25        | 20    | S31           | 1.58                        |                   | 10000                  | 25        | 45 | S36           | 3.93                        |
|           |                   | 8200                   | 30        | 30   | S43           | 2.56                        |                   | 2700                   | 25        | 25    | S32           | 1.70                        |                   | 10000                  | 25        | 50 | S37           | 4.09                        |
|           |                   | 8200                   | 35        | 20   | S51           | 2.61                        |                   | 2700                   | 30        | 20    | S41           | 1.73                        |                   | 10000                  | 30        | 40 | S45           | 3.90                        |
|           |                   | 8200                   | 35        | 25   | S52           | 2.78                        |                   | 3300                   | 22        | 30    | S23           | 1.88                        |                   | 10000                  | 30        | 45 | S46           | 4.00                        |
|           |                   | 10000                  | 22        | 40   | S25           | 2.76                        |                   | 3300                   | 22        | 35    | S24           | 1.98                        |                   | 10000                  | 30        | 50 | S47           | 4.09                        |
| 10000     | 22                | 45                     | S26       | 2.83 | 3300          | 25                          | 25                | S32                    | 1.88      | 10000 | 35            | 30                          | S53               | 4.01                   |           |    |               |                             |
| 10000     | 25                | 35                     | S34       | 2.80 | 3300          | 25                          | 30                | S33                    | 2.00      | 10000 | 35            | 35                          | S54               | 4.05                   |           |    |               |                             |
| 10000     | 25                | 40                     | S35       | 2.87 | 3300          | 30                          | 20                | S41                    | 1.91      | 10000 | 35            | 40                          | S55               | 4.07                   |           |    |               |                             |
| 10000     | 25                | 45                     | S36       | 2.92 | 3300          | 35                          | 20                | S51                    | 2.10      | 10000 | 35            | 40                          | S55               | 4.07                   |           |    |               |                             |
| 10000     | 30                | 30                     | S43       | 2.83 | 3900          | 22                          | 30                | S23                    | 2.04      | 12000 | 30            | 45                          | S46               | 4.30                   |           |    |               |                             |
| 10000     | 30                | 35                     | S44       | 2.92 | 3900          | 22                          | 35                | S24                    | 2.15      | 12000 | 30            | 50                          | S47               | 4.68                   |           |    |               |                             |
| 10000     | 35                | 25                     | S52       | 3.07 | 3900          | 22                          | 40                | S25                    | 2.25      | 12000 | 35            | 35                          | S54               | 4.43                   |           |    |               |                             |
| 12000     | 22                | 45                     | S26       | 3.09 | 3900          | 25                          | 25                | S32                    | 2.04      | 12000 | 35            | 40                          | S55               | 4.46                   |           |    |               |                             |
| 12000     | 22                | 50                     | S27       | 3.23 | 3900          | 25                          | 30                | S33                    | 2.17      | 12000 | 35            | 45                          | S56               | 4.50                   |           |    |               |                             |
| 12000     | 25                | 40                     | S35       | 3.15 | 3900          | 25                          | 35                | S34                    | 2.28      | 15000 | 30            | 50                          | S47               | 4.95                   |           |    |               |                             |
| 12000     | 25                | 45                     | S36       | 3.20 | 3900          | 25                          | 35                | S34                    | 2.28      | 15000 | 35            | 40                          | S55               | 4.98                   |           |    |               |                             |
| 12000     | 25                | 50                     | S37       | 3.26 | 3900          | 30                          | 20                | S41                    | 2.08      | 15000 | 35            | 45                          | S56               | 5.03                   |           |    |               |                             |
| 12000     | 30                | 30                     | S43       | 3.10 | 3900          | 30                          | 25                | S42                    | 2.22      | 18000 | 35            | 45                          | S56               | 5.51                   |           |    |               |                             |
| 12000     | 30                | 35                     | S44       | 3.20 | 3900          | 35                          | 20                | S51                    | 2.28      | 18000 | 35            | 50                          | S57               | 5.73                   |           |    |               |                             |
| 12000     | 30                | 40                     | S45       | 3.28 | 4700          | 22                          | 35                | S24                    | 2.36      | 22000 | 35            | 50                          | S57               | 6.33                   |           |    |               |                             |
|           |                   |                        |           |      |               |                             | 50                | 4700                   | 22        | 40    | S25           | 2.47                        |                   |                        |           |    |               |                             |

(Note) Rated ripple current : 105°C , 120Hz

**Standard Ratings**

| Rated voltage (V) | Rated capacitance (µF) | Case (mm) |     | Casing Symbol | Rated ripple current (Arms) | Rated voltage (V) | Rated capacitance (µF) | Case (mm) |      | Casing Symbol | Rated ripple current (Arms) | Rated voltage (V) | Rated capacitance (µF) | Case (mm) |      | Casing Symbol | Rated ripple current (Arms) |
|-------------------|------------------------|-----------|-----|---------------|-----------------------------|-------------------|------------------------|-----------|------|---------------|-----------------------------|-------------------|------------------------|-----------|------|---------------|-----------------------------|
|                   |                        | D         | L   |               |                             |                   |                        | D         | L    |               |                             |                   |                        | D         | L    |               |                             |
| 63                | 820                    | 22        | 20  | S21           | 0.96                        | 63                | 4700                   | 35        | 30   | S53           | 2.83                        | 80                | 2200                   | 22        | 45   | S26           | 2.09                        |
|                   | 1000                   | 22        | 20  | S21           | 1.06                        |                   | 5600                   | 25        | 45   | S36           | 3.04                        |                   | 2200                   | 25        | 30   | S33           | 1.96                        |
|                   | 1200                   | 22        | 20  | S21           | 1.11                        |                   | 5600                   | 25        | 50   | S37           | 3.14                        |                   | 2200                   | 25        | 35   | S34           | 2.01                        |
|                   | 1200                   | 22        | 25  | S22           | 1.25                        |                   | 5600                   | 30        | 35   | S44           | 3.06                        |                   | 2200                   | 30        | 25   | S42           | 2.00                        |
|                   | 1200                   | 25        | 20  | S31           | 1.16                        |                   | 5600                   | 30        | 40   | S45           | 3.17                        |                   | 2200                   | 30        | 30   | S43           | 2.10                        |
|                   | 1500                   | 22        | 25  | S22           | 1.40                        |                   | 5600                   | 30        | 45   | S46           | 3.28                        |                   | 2200                   | 35        | 20   | S51           | 2.04                        |
|                   | 1500                   | 25        | 20  | S31           | 1.29                        |                   | 5600                   | 35        | 30   | S53           | 3.09                        |                   | 2200                   | 35        | 25   | S52           | 2.17                        |
|                   | 1800                   | 22        | 25  | S22           | 1.46                        |                   | 5600                   | 35        | 35   | S54           | 3.24                        |                   | 2700                   | 22        | 40   | S25           | 2.24                        |
|                   | 1800                   | 22        | 30  | S23           | 1.60                        |                   | 6800                   | 25        | 50   | S37           | 3.46                        |                   | 2700                   | 22        | 45   | S26           | 2.32                        |
|                   | 1800                   | 25        | 20  | S31           | 1.42                        |                   | 6800                   | 30        | 40   | S45           | 3.49                        |                   | 2700                   | 25        | 35   | S34           | 2.23                        |
|                   | 1800                   | 25        | 25  | S32           | 1.52                        |                   | 6800                   | 30        | 45   | S46           | 3.61                        |                   | 2700                   | 25        | 40   | S35           | 2.32                        |
|                   | 1800                   | 30        | 20  | S41           | 1.47                        |                   | 6800                   | 30        | 50   | S47           | 3.73                        |                   | 2700                   | 25        | 45   | S36           | 2.43                        |
|                   | 2200                   | 22        | 30  | S23           | 1.68                        |                   | 6800                   | 35        | 30   | S53           | 3.40                        |                   | 2700                   | 30        | 25   | S42           | 2.22                        |
|                   | 2200                   | 22        | 35  | S24           | 1.73                        |                   | 6800                   | 35        | 35   | S54           | 3.57                        |                   | 2700                   | 30        | 30   | S43           | 2.33                        |
|                   | 2200                   | 25        | 25  | S32           | 1.68                        |                   | 6800                   | 35        | 40   | S55           | 3.71                        |                   | 2700                   | 30        | 35   | S44           | 2.43                        |
|                   | 2200                   | 25        | 30  | S33           | 1.75                        |                   | 8200                   | 30        | 45   | S46           | 3.97                        |                   | 2700                   | 35        | 25   | S52           | 2.40                        |
|                   | 2200                   | 30        | 20  | S41           | 1.63                        |                   | 8200                   | 30        | 50   | S47           | 4.10                        |                   | 3300                   | 22        | 45   | S26           | 2.56                        |
|                   | 2200                   | 35        | 20  | S51           | 1.85                        |                   | 8200                   | 35        | 35   | S54           | 3.92                        |                   | 3300                   | 22        | 50   | S27           | 2.67                        |
|                   | 2700                   | 22        | 30  | S23           | 1.86                        |                   | 8200                   | 35        | 40   | S55           | 4.07                        |                   | 3300                   | 25        | 35   | S34           | 2.46                        |
|                   | 2700                   | 22        | 35  | S24           | 1.92                        |                   | 8200                   | 35        | 45   | S56           | 4.16                        |                   | 3300                   | 25        | 40   | S35           | 2.57                        |
|                   | 2700                   | 22        | 40  | S25           | 1.97                        |                   | 10000                  | 30        | 50   | S47           | 4.52                        |                   | 3300                   | 25        | 50   | S37           | 2.76                        |
|                   | 2700                   | 25        | 25  | S32           | 1.86                        |                   | 10000                  | 35        | 40   | S55           | 4.50                        |                   | 3300                   | 30        | 30   | S43           | 2.57                        |
|                   | 2700                   | 25        | 30  | S33           | 1.94                        |                   | 10000                  | 35        | 45   | S56           | 4.59                        |                   | 3300                   | 30        | 35   | S44           | 2.69                        |
|                   | 2700                   | 25        | 35  | S34           | 1.99                        |                   | 10000                  | 35        | 50   | S57           | 4.69                        |                   | 3300                   | 30        | 40   | S45           | 2.78                        |
|                   | 2700                   | 30        | 20  | S41           | 1.81                        |                   | 12000                  | 35        | 45   | S56           | 5.03                        |                   | 3300                   | 30        | 40   | S45           | 2.78                        |
|                   | 2700                   | 30        | 25  | S42           | 1.93                        |                   | 12000                  | 35        | 50   | S57           | 5.14                        |                   | 3300                   | 35        | 25   | S52           | 2.66                        |
|                   | 2700                   | 35        | 20  | S51           | 2.05                        |                   | 15000                  | 35        | 50   | S57           | 5.74                        |                   | 3300                   | 35        | 30   | S53           | 2.71                        |
| 3300              | 22                     | 35        | S24 | 2.12          | 560                         | 22                | 20                     | S21       | 0.85 | 3900          | 22                          | 50                | S27                    | 2.90      |      |               |                             |
| 3300              | 22                     | 40        | S25 | 2.18          | 680                         | 22                | 20                     | S21       | 0.94 | 3900          | 25                          | 40                | S35                    | 2.79      |      |               |                             |
| 3300              | 22                     | 50        | S27 | 2.32          | 820                         | 22                | 20                     | S21       | 1.03 | 3900          | 25                          | 45                | S36                    | 2.92      |      |               |                             |
| 3300              | 25                     | 30        | S33 | 2.14          | 820                         | 22                | 25                     | S22       | 1.11 | 3900          | 25                          | 50                | S37                    | 3.00      |      |               |                             |
| 3300              | 25                     | 35        | S34 | 2.20          | 820                         | 25                | 20                     | S31       | 1.07 | 3900          | 30                          | 35                | S44                    | 2.92      |      |               |                             |
| 3300              | 25                     | 40        | S35 | 2.27          | 1000                        | 22                | 25                     | S22       | 1.23 | 3900          | 30                          | 40                | S45                    | 3.02      |      |               |                             |
| 3300              | 30                     | 25        | S42 | 2.13          | 1000                        | 25                | 20                     | S31       | 1.18 | 3900          | 30                          | 45                | S46                    | 3.12      |      |               |                             |
| 3300              | 30                     | 30        | S43 | 2.24          | 1200                        | 22                | 25                     | S22       | 1.34 | 3900          | 35                          | 30                | S53                    | 2.95      |      |               |                             |
| 3300              | 35                     | 20        | S51 | 2.26          | 1200                        | 22                | 30                     | S23       | 1.39 | 3900          | 35                          | 35                | S54                    | 3.07      |      |               |                             |
| 3300              | 35                     | 25        | S52 | 2.41          | 1200                        | 25                | 20                     | S31       | 1.29 | 4700          | 25                          | 50                | S37                    | 3.29      |      |               |                             |
| 3900              | 22                     | 40        | S25 | 2.37          | 1200                        | 25                | 25                     | S32       | 1.39 | 4700          | 30                          | 40                | S45                    | 3.32      |      |               |                             |
| 3900              | 22                     | 45        | S26 | 2.42          | 1200                        | 30                | 20                     | S41       | 1.38 | 4700          | 30                          | 45                | S46                    | 3.43      |      |               |                             |
| 3900              | 25                     | 35        | S34 | 2.39          | 1500                        | 22                | 30                     | S23       | 1.55 | 4700          | 30                          | 50                | S47                    | 3.56      |      |               |                             |
| 3900              | 25                     | 40        | S35 | 2.47          | 1500                        | 22                | 35                     | S24       | 1.61 | 4700          | 35                          | 30                | S53                    | 3.23      |      |               |                             |
| 3900              | 25                     | 45        | S36 | 2.54          | 1500                        | 25                | 25                     | S32       | 1.55 | 4700          | 35                          | 35                | S54                    | 3.37      |      |               |                             |
| 3900              | 30                     | 25        | S42 | 2.32          | 1500                        | 25                | 30                     | S33       | 1.62 | 4700          | 35                          | 40                | S55                    | 3.50      |      |               |                             |
| 3900              | 30                     | 30        | S43 | 2.44          | 1500                        | 30                | 20                     | S41       | 1.55 | 5600          | 30                          | 45                | S46                    | 3.74      |      |               |                             |
| 3900              | 30                     | 35        | S44 | 2.55          | 1500                        | 30                | 20                     | S41       | 1.55 | 5600          | 30                          | 50                | S47                    | 3.89      |      |               |                             |
| 3900              | 35                     | 25        | S52 | 2.62          | 1500                        | 35                | 20                     | S51       | 1.68 | 5600          | 35                          | 35                | S54                    | 3.68      |      |               |                             |
| 4700              | 22                     | 45        | S26 | 2.65          | 1800                        | 22                | 30                     | S23       | 1.70 | 5600          | 35                          | 40                | S55                    | 3.82      |      |               |                             |
| 4700              | 22                     | 50        | S27 | 2.77          | 1800                        | 22                | 35                     | S24       | 1.76 | 5600          | 35                          | 45                | S56                    | 3.87      |      |               |                             |
| 4700              | 25                     | 40        | S35 | 2.71          | 1800                        | 22                | 40                     | S25       | 1.83 | 6800          | 30                          | 50                | S47                    | 4.03      |      |               |                             |
| 4700              | 25                     | 45        | S36 | 2.79          | 1800                        | 25                | 25                     | S32       | 1.70 | 6800          | 35                          | 40                | S55                    | 3.93      |      |               |                             |
| 4700              | 25                     | 50        | S37 | 2.88          | 1800                        | 25                | 30                     | S33       | 1.77 | 6800          | 35                          | 45                | S56                    | 4.03      |      |               |                             |
| 4700              | 30                     | 30        | S43 | 2.67          | 1800                        | 30                | 20                     | S41       | 1.69 | 6800          | 35                          | 50                | S57                    | 4.19      |      |               |                             |
| 4700              | 30                     | 35        | S44 | 2.80          | 1800                        | 30                | 25                     | S42       | 1.81 | 8200          | 35                          | 45                | S56                    | 4.32      |      |               |                             |
| 4700              | 30                     | 40        | S45 | 2.90          | 1800                        | 35                | 20                     | S51       | 1.84 | 8200          | 35                          | 50                | S57                    | 4.60      |      |               |                             |
| 4700              | 35                     | 25        | S52 | 2.72          | 2200                        | 22                | 35                     | S24       | 1.95 | 10000         | 35                          | 50                | S57                    | 5.08      |      |               |                             |
|                   |                        |           |     |               |                             | 2200              | 22                     | 40        | S25  | 2.02          | 12000                       | 35                | 50                     | S57       | 5.14 |               |                             |

ALUMINUM

LARGE ALUMINUM

105°C

(Note) Rated ripple current : 105°C , 120Hz

• The standard ratings follow the next page.



## Standard Ratings

|           | Rated voltage (V) | Rated capacitance (μF) | Case (mm) |      | Casing Symbol | Rated ripple current (Arms) | Rated voltage (V) | Rated capacitance (μF) | Case (mm) |    | Casing Symbol | Rated ripple current (Arms) |
|-----------|-------------------|------------------------|-----------|------|---------------|-----------------------------|-------------------|------------------------|-----------|----|---------------|-----------------------------|
|           |                   |                        | D         | L    |               |                             |                   |                        | D         | L  |               |                             |
| ALUMINIUM | 100               | 390                    | 22        | 20   | S21           | 0.83                        | 100               | 1800                   | 25        | 45 | S36           | 2.28                        |
|           |                   | 470                    | 22        | 20   | S21           | 0.91                        |                   | 1800                   | 30        | 25 | S42           | 2.09                        |
|           |                   | 560                    | 22        | 20   | S21           | 0.99                        |                   | 1800                   | 30        | 30 | S43           | 2.19                        |
|           |                   | 560                    | 22        | 25   | S22           | 1.07                        |                   | 1800                   | 30        | 35 | S44           | 2.27                        |
|           |                   | 560                    | 25        | 20   | S31           | 1.04                        |                   | 1800                   | 35        | 25 | S52           | 2.27                        |
|           |                   | 680                    | 22        | 25   | S22           | 1.18                        |                   | 2200                   | 22        | 45 | S26           | 2.41                        |
|           |                   | 680                    | 25        | 20   | S31           | 1.14                        |                   | 2200                   | 22        | 50 | S27           | 2.52                        |
|           |                   | 820                    | 22        | 25   | S22           | 1.29                        |                   | 2200                   | 25        | 40 | S35           | 2.46                        |
|           |                   | 820                    | 22        | 30   | S23           | 1.35                        |                   | 2200                   | 25        | 45 | S36           | 2.52                        |
|           |                   | 820                    | 25        | 20   | S31           | 1.26                        |                   | 2200                   | 25        | 50 | S37           | 2.57                        |
|           |                   | 820                    | 25        | 25   | S32           | 1.35                        |                   | 2200                   | 30        | 30 | S43           | 2.42                        |
|           |                   | 820                    | 30        | 20   | S41           | 1.32                        |                   | 2200                   | 30        | 35 | S44           | 2.51                        |
|           |                   | 1000                   | 22        | 30   | S23           | 1.49                        |                   | 2200                   | 30        | 40 | S45           | 2.59                        |
|           |                   | 1000                   | 22        | 35   | S24           | 1.54                        |                   | 2200                   | 35        | 25 | S52           | 2.51                        |
|           |                   | 1000                   | 25        | 25   | S32           | 1.49                        |                   | 2200                   | 35        | 30 | S53           | 2.56                        |
|           |                   | 1000                   | 25        | 30   | S33           | 1.56                        |                   | 2700                   | 25        | 45 | S36           | 2.79                        |
|           |                   | 1000                   | 30        | 20   | S41           | 1.46                        |                   | 2700                   | 25        | 50 | S37           | 2.85                        |
|           |                   | 1000                   | 35        | 20   | S51           | 1.59                        |                   | 2700                   | 30        | 35 | S44           | 2.78                        |
|           |                   | 1200                   | 22        | 30   | S23           | 1.63                        |                   | 2700                   | 30        | 40 | S45           | 2.87                        |
|           |                   | 1200                   | 22        | 35   | S24           | 1.69                        |                   | 2700                   | 30        | 45 | S46           | 2.94                        |
|           |                   | 1200                   | 22        | 40   | S25           | 1.74                        |                   | 2700                   | 35        | 30 | S53           | 2.79                        |
|           |                   | 1200                   | 25        | 25   | S32           | 1.63                        |                   | 2700                   | 35        | 35 | S54           | 2.90                        |
|           |                   | 1200                   | 25        | 30   | S33           | 1.71                        |                   | 3300                   | 25        | 50 | S37           | 3.15                        |
|           |                   | 1200                   | 25        | 35   | S34           | 1.76                        |                   | 3300                   | 30        | 40 | S45           | 3.17                        |
|           |                   | 1200                   | 30        | 20   | S41           | 1.60                        |                   | 3300                   | 30        | 45 | S46           | 3.25                        |
|           |                   | 1200                   | 30        | 25   | S42           | 1.71                        |                   | 3300                   | 30        | 50 | S47           | 3.32                        |
|           |                   | 1200                   | 35        | 20   | S51           | 1.74                        |                   | 3300                   | 35        | 30 | S53           | 3.09                        |
|           |                   | 1500                   | 22        | 35   | S24           | 1.89                        |                   | 3300                   | 35        | 35 | S54           | 3.21                        |
|           |                   | 1500                   | 22        | 40   | S25           | 1.95                        |                   | 3300                   | 35        | 40 | S55           | 3.31                        |
|           |                   | 1500                   | 22        | 45   | S26           | 1.99                        |                   | 3900                   | 30        | 45 | S46           | 3.53                        |
| 1500      | 25                | 30                     | S33       | 1.91 | 3900          | 30                          | 50                | S47                    | 3.61      |    |               |                             |
| 1500      | 25                | 35                     | S34       | 1.97 | 3900          | 35                          | 35                | S54                    | 3.49      |    |               |                             |
| 1500      | 25                | 40                     | S35       | 2.03 | 3900          | 35                          | 40                | S55                    | 3.60      |    |               |                             |
| 1500      | 30                | 25                     | S42       | 1.91 | 3900          | 35                          | 45                | S56                    | 3.69      |    |               |                             |
| 1500      | 30                | 30                     | S43       | 2.00 | 4700          | 30                          | 50                | S47                    | 3.96      |    |               |                             |
| 1500      | 35                | 20                     | S51       | 1.94 | 4700          | 35                          | 40                | S55                    | 3.95      |    |               |                             |
| 1500      | 35                | 25                     | S52       | 2.07 | 4700          | 35                          | 45                | S56                    | 4.05      |    |               |                             |
| 1800      | 22                | 40                     | S25       | 2.13 | 4700          | 35                          | 50                | S57                    | 4.14      |    |               |                             |
| 1800      | 22                | 45                     | S26       | 2.18 | 5600          | 35                          | 45                | S56                    | 4.42      |    |               |                             |
| 1800      | 25                | 35                     | S34       | 2.16 | 5600          | 35                          | 50                | S57                    | 4.52      |    |               |                             |
| 1800      | 25                | 40                     | S35       | 2.22 | 6800          | 35                          | 50                | S57                    | 4.98      |    |               |                             |

(Note) Rated ripple current : 105°C , 120Hz



**Standard Ratings**

| Rated voltage (V) | Rated capacitance (μF) | Case (mm) |     | Casing Symbol | Rated ripple current (Arms) | Rated voltage (V) | Rated capacitance (μF) | Case (mm) |      | Casing Symbol | Rated ripple current (Arms) | Rated voltage (V) | Rated capacitance (μF) | Case (mm) |      | Casing Symbol | Rated ripple current (Arms) |
|-------------------|------------------------|-----------|-----|---------------|-----------------------------|-------------------|------------------------|-----------|------|---------------|-----------------------------|-------------------|------------------------|-----------|------|---------------|-----------------------------|
|                   |                        | D         | L   |               |                             |                   |                        | D         | L    |               |                             |                   |                        | D         | L    |               |                             |
| 160               | 330                    | 22        | 25  | S22           | 1.16                        | 200               | 330                    | 25        | 25   | S32           | 1.35                        | 400               | 120                    | 22        | 35   | S24           | 0.75                        |
|                   | 390                    | 22        | 30  | S23           | 1.43                        |                   | 390                    | 22        | 35   | S24           | 1.41                        |                   | 120                    | 25        | 30   | S33           | 0.70                        |
|                   | 470                    | 22        | 35  | S24           | 1.52                        |                   | 470                    | 22        | 40   | S25           | 1.50                        |                   | 120                    | 30        | 25   | S42           | 0.78                        |
|                   | 470                    | 25        | 25  | S32           | 1.55                        |                   | 470                    | 25        | 30   | S33           | 1.50                        |                   | 150                    | 22        | 40   | S25           | 0.82                        |
|                   | 560                    | 22        | 40  | S25           | 1.62                        |                   | 470                    | 30        | 25   | S42           | 1.56                        |                   | 150                    | 25        | 35   | S34           | 0.73                        |
|                   | 560                    | 25        | 30  | S33           | 1.73                        |                   | 560                    | 22        | 45   | S26           | 1.58                        |                   | 180                    | 22        | 50   | S27           | 0.78                        |
|                   | 680                    | 22        | 45  | S26           | 1.70                        |                   | 560                    | 25        | 35   | S34           | 1.65                        |                   | 180                    | 25        | 40   | S35           | 0.82                        |
|                   | 680                    | 25        | 35  | S34           | 1.81                        |                   | 680                    | 22        | 50   | S27           | 1.68                        |                   | 180                    | 30        | 30   | S43           | 0.83                        |
|                   | 680                    | 30        | 25  | S42           | 1.82                        |                   | 680                    | 25        | 40   | S35           | 1.80                        |                   | 180                    | 35        | 25   | S52           | 0.86                        |
|                   | 820                    | 22        | 50  | S27           | 1.81                        |                   | 680                    | 30        | 30   | S43           | 1.82                        |                   | 220                    | 25        | 45   | S36           | 0.87                        |
|                   | 820                    | 25        | 40  | S35           | 1.98                        |                   | 680                    | 35        | 25   | S52           | 1.96                        |                   | 220                    | 30        | 35   | S44           | 0.86                        |
|                   | 820                    | 30        | 30  | S43           | 1.98                        |                   | 820                    | 25        | 50   | S37           | 1.87                        |                   | 270                    | 25        | 50   | S37           | 0.94                        |
|                   | 820                    | 35        | 25  | S52           | 1.93                        |                   | 820                    | 30        | 35   | S44           | 1.99                        |                   | 270                    | 30        | 40   | S45           | 0.95                        |
|                   | 1000                   | 25        | 45  | S36           | 2.04                        |                   | 820                    | 35        | 30   | S53           | 2.07                        |                   | 270                    | 35        | 30   | S53           | 0.91                        |
|                   | 1000                   | 30        | 35  | S44           | 2.14                        |                   | 1000                   | 30        | 45   | S46           | 2.22                        |                   | 330                    | 30        | 45   | S46           | 1.11                        |
|                   | 1200                   | 25        | 50  | S37           | 2.12                        |                   | 1000                   | 35        | 35   | S54           | 2.22                        |                   | 330                    | 35        | 35   | S54           | 1.13                        |
|                   | 1200                   | 30        | 40  | S45           | 2.22                        |                   | 1200                   | 30        | 50   | S47           | 2.89                        |                   | 390                    | 30        | 50   | S47           | 1.15                        |
|                   | 1200                   | 35        | 30  | S53           | 2.74                        |                   | 1200                   | 35        | 40   | S55           | 2.42                        |                   | 390                    | 35        | 40   | S55           | 1.26                        |
|                   | 1500                   | 30        | 45  | S46           | 2.46                        |                   | 1500                   | 35        | 45   | S56           | 2.59                        |                   | 470                    | 35        | 45   | S56           | 1.31                        |
|                   | 1500                   | 35        | 35  | S54           | 2.53                        |                   | 1800                   | 35        | 50   | S57           | 2.70                        |                   | 560                    | 35        | 50   | S57           | 1.50                        |
| 1800              | 35                     | 45        | S56 | 2.98          | 250                         | 180               | 22                     | 25        | S22  | 0.94          | 450                         | 56                | 22                     | 25        | S22  | 0.47          |                             |
| 2200              | 35                     | 50        | S57 | 3.10          |                             | 220               | 22                     | 30        | S23  | 1.10          |                             | 68                | 22                     | 30        | S23  | 0.56          |                             |
| 180               | 270                    | 22        | 25  | S22           |                             | 1.08              | 220                    | 25        | 25   | S32           |                             | 1.15              | 68                     | 25        | 25   | S32           | 0.65                        |
|                   | 330                    | 22        | 30  | S23           |                             | 1.30              | 270                    | 22        | 35   | S24           |                             | 1.13              | 82                     | 22        | 35   | S24           | 0.64                        |
|                   | 390                    | 25        | 25  | S32           |                             | 1.35              | 330                    | 22        | 40   | S25           |                             | 1.20              | 100                    | 22        | 40   | S25           | 0.70                        |
|                   | 470                    | 22        | 35  | S24           |                             | 1.58              | 330                    | 25        | 30   | S33           |                             | 1.35              | 100                    | 25        | 30   | S33           | 0.70                        |
|                   | 470                    | 25        | 30  | S33           |                             | 1.62              | 330                    | 30        | 25   | S42           |                             | 1.30              | 100                    | 30        | 25   | S42           | 0.78                        |
|                   | 560                    | 22        | 40  | S25           |                             | 1.79              | 390                    | 22        | 45   | S26           |                             | 1.26              | 120                    | 22        | 45   | S26           | 0.73                        |
|                   | 560                    | 25        | 35  | S34           |                             | 1.69              | 390                    | 25        | 35   | S34           |                             | 1.41              | 120                    | 25        | 35   | S34           | 0.73                        |
|                   | 560                    | 30        | 25  | S42           |                             | 1.67              | 470                    | 22        | 50   | S27           |                             | 1.37              | 150                    | 22        | 50   | S27           | 0.78                        |
|                   | 680                    | 22        | 50  | S27           |                             | 1.76              | 470                    | 25        | 40   | S35           |                             | 1.52              | 150                    | 25        | 40   | S35           | 0.82                        |
|                   | 680                    | 25        | 40  | S35           |                             | 1.72              | 470                    | 30        | 30   | S43           |                             | 1.36              | 150                    | 30        | 30   | S43           | 0.83                        |
|                   | 680                    | 30        | 30  | S43           |                             | 1.74              | 470                    | 35        | 25   | S52           |                             | 1.40              | 150                    | 35        | 25   | S52           | 0.86                        |
|                   | 680                    | 35        | 25  | S52           |                             | 1.92              | 560                    | 25        | 45   | S36           |                             | 1.59              | 180                    | 25        | 45   | S36           | 0.87                        |
|                   | 820                    | 25        | 45  | S36           |                             | 1.78              | 560                    | 30        | 35   | S44           |                             | 1.57              | 180                    | 30        | 35   | S44           | 0.86                        |
|                   | 820                    | 30        | 35  | S44           |                             | 1.85              | 560                    | 35        | 30   | S53           |                             | 1.56              | 220                    | 25        | 50   | S37           | 0.94                        |
|                   | 1000                   | 25        | 50  | S37           |                             | 1.91              | 680                    | 25        | 50   | S37           |                             | 2.20              | 220                    | 30        | 40   | S45           | 0.95                        |
|                   | 1000                   | 30        | 40  | S45           |                             | 2.01              | 680                    | 30        | 40   | S45           |                             | 1.76              | 220                    | 35        | 30   | S53           | 0.91                        |
|                   | 1000                   | 35        | 30  | S53           |                             | 2.16              | 820                    | 30        | 45   | S46           |                             | 1.83              | 270                    | 30        | 45   | S46           | 1.11                        |
|                   | 1200                   | 30        | 45  | S46           |                             | 2.19              | 820                    | 35        | 35   | S54           |                             | 2.35              | 270                    | 35        | 35   | S54           | 1.13                        |
|                   | 1200                   | 35        | 35  | S54           | 2.34                        | 1000              | 30                     | 50        | S47  | 1.87          | 330                         | 30                | 50                     | S47       | 1.15 |               |                             |
|                   | 1500                   | 30        | 50  | S47           | 2.36                        | 1000              | 35                     | 40        | S55  | 2.90          | 330                         | 35                | 40                     | S55       | 1.26 |               |                             |
| 1500              | 35                     | 40        | S55 | 2.56          | 1200                        | 35                | 45                     | S56       | 3.30 | 390           | 35                          | 45                | S56                    | 1.31      |      |               |                             |
| 1800              | 35                     | 45        | S56 | 2.67          | 400                         | 68                | 22                     | 25        | S22  | 0.47          | 470                         | 35                | 50                     | S57       | 1.50 |               |                             |
| 200               | 220                    | 22        | 25  | S22           |                             | 1.08              | 82                     | 22        | 30   | S23           | 0.56                        |                   |                        |           |      |               |                             |
|                   | 330                    | 22        | 30  | S23           |                             | 1.30              | 82                     | 25        | 25   | S32           | 0.65                        |                   |                        |           |      |               |                             |

(Note) Rated ripple current : 105°C , 120Hz

ALUMINUM

LARGE ALUMINUM

105°C

### Ultra Miniaturized, High-Reliability, High-Ripple Capacitors

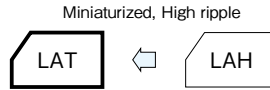
GREEN CAP

105°C  
2000hours

- Best suited as input filters for various power supplies.
- Guarantees 2000 hours at 105°C.
- Best suited to On-Board-Charger for EV, PHEV.



Marking color : White print on a black sleeve

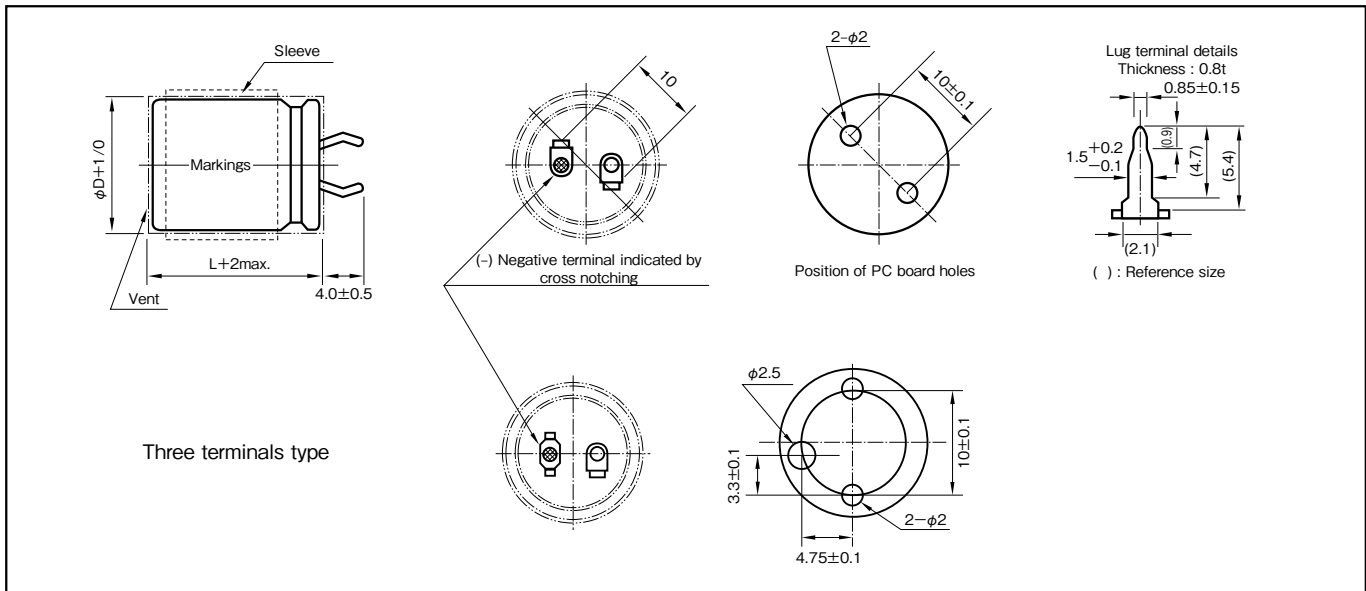


### Specifications

| Item  | Performance   |   |                                  |
|---|---|---|----------------------------------|
| Category temperature range (°C)             | -25 to +105   |   |                                  |
| Tolerance at rated capacitance (%)          | ±20 (20°C, 120Hz)   |   |                                  |
| Leakage current (μA) (max.)                 | $3\sqrt{CV}$ (after 5 minutes) C : Rated capacitance (μF) ; V : Rated voltage (V) (20°C)          |   |                                  |
| Tangent of loss angle (tanδ)                | Rated voltage (V)   | 160 to 250                                  | 315 to 500                       |
|   | tanδ (max.)   | 0.15  | 0.20                             |
| Characteristics at high and low temperature | Percentage of capacitance change (%)  | -25°C                                       | Within ±30% of the value at 20°C |
|   | Impedance ratio (max.)  | Z-25°C/Z+20°C                               | 4                                |
| Endurance (105°C) (Applied ripple current)  | Test time   | 2000 hours                                  |                                  |
|   | Leakage current   | The initial specified value or less         |                                  |
|   | Percentage of capacitance change  | Within ±20% of initial value                |                                  |
|   | Tangent of the loss angle   | 200% or less of the initial specified value |                                  |
| Shelf life (105°C)                          | Test time   | 1000 hours                                  |                                  |
|   | Leakage current   | The initial specified value or less         |                                  |
|   | Percentage of capacitance change  | Within ±15% of initial value                |                                  |
|   | Tangent of the loss angle   | 150% or less of the initial specified value |                                  |
| Applicable standards                        | Voltage application treatment : According to JIS C5101-4 4.1<br>JIS C5101-1, -4 (IEC 60384-1, -4) |   |                                  |

### Outline Drawing

Unit : mm



### Part numbering system

series LAT, standard terminal type :400V220μF

|             |                      |                          |                              |               |                 |   |
|-------------|----------------------|--------------------------|------------------------------|---------------|-----------------|---|
| LAT         | —                    | 400 V                    | 221                          | M             | S52 #           | B |
| Series code | Rated voltage symbol | Rated capacitance symbol | Capacitance tolerance symbol | Casing symbol | Optional symbol |   |

series LTT, three terminals type :400V220μF

|             |                      |                          |                              |               |                 |   |
|-------------|----------------------|--------------------------|------------------------------|---------------|-----------------|---|
| LTT         | —                    | 400 V                    | 221                          | M             | S52 #           | B |
| Series code | Rated voltage symbol | Rated capacitance symbol | Capacitance tolerance symbol | Casing symbol | Optional symbol |   |

### Coefficient of Frequency for Rated Ripple Current

| Rated voltage (V) | Frequency (Hz) |     |      |      |      |
|-------------------|----------------|-----|------|------|------|
|                   | 50             | 120 | 1k   | 10k  | 30k  |
| 160 to 250        | 0.81           | 1   | 1.32 | 1.45 | 1.50 |
| 315 or more       | 0.77           | 1   | 1.30 | 1.41 | 1.43 |

Standard Ratings

| Rated voltage (V) | Rated capacitance (μF) | Case (mm) |     | Casing Symbol | Rated ripple current (Arms) | Rated voltage (V) | Rated capacitance (μF) | Case (mm) |      | Casing Symbol | Rated ripple current (Arms) | Rated voltage (V) | Rated capacitance (μF) | Case (mm) |    | Casing Symbol | Rated ripple current (Arms) |
|-------------------|------------------------|-----------|-----|---------------|-----------------------------|-------------------|------------------------|-----------|------|---------------|-----------------------------|-------------------|------------------------|-----------|----|---------------|-----------------------------|
|                   |                        | D         | L   |               |                             |                   |                        | D         | L    |               |                             |                   |                        | D         | L  |               |                             |
| 160               | 220                    | 22        | 20  | S21           | 0.90                        | 160               | 1200                   | 25        | 45   | S36           | 2.90                        | 180               | 560                    | 30        | 20 | S41           | 1.64                        |
|                   | 270                    | 22        | 20  | S21           | 1.00                        |                   | 1200                   | 30        | 30   | S43           | 2.84                        |                   | 560                    | 35        | 20 | S51           | 1.66                        |
|                   | 270                    | 25        | 20  | S31           | 1.13                        |                   | 1200                   | 30        | 35   | S44           | 2.96                        |                   | 680                    | 22        | 35 | S24           | 1.90                        |
|                   | 330                    | 22        | 20  | S21           | 1.10                        |                   | 1200                   | 35        | 25   | S52           | 2.69                        |                   | 680                    | 25        | 30 | S33           | 1.91                        |
|                   | 330                    | 25        | 20  | S31           | 1.25                        |                   | 1500                   | 22        | 60   | S29           | 3.41                        |                   | 680                    | 30        | 25 | S42           | 1.86                        |
|                   | 390                    | 22        | 25  | S22           | 1.35                        |                   | 1500                   | 25        | 45   | S36           | 3.25                        |                   | 680                    | 35        | 20 | S51           | 1.83                        |
|                   | 390                    | 25        | 20  | S31           | 1.36                        |                   | 1500                   | 25        | 50   | S37           | 3.38                        |                   | 820                    | 22        | 40 | S25           | 2.17                        |
|                   | 390                    | 30        | 20  | S41           | 1.37                        |                   | 1500                   | 30        | 35   | S44           | 3.10                        |                   | 820                    | 25        | 35 | S34           | 2.14                        |
|                   | 470                    | 22        | 25  | S22           | 1.48                        |                   | 1500                   | 30        | 40   | S45           | 3.21                        |                   | 820                    | 30        | 25 | S42           | 2.04                        |
|                   | 470                    | 22        | 30  | S23           | 1.50                        |                   | 1500                   | 35        | 30   | S53           | 3.06                        |                   | 820                    | 30        | 30 | S43           | 2.17                        |
|                   | 470                    | 25        | 25  | S32           | 1.53                        |                   | 1800                   | 25        | 55   | S38           | 3.84                        |                   | 820                    | 35        | 20 | S51           | 2.01                        |
|                   | 470                    | 30        | 20  | S41           | 1.50                        |                   | 1800                   | 30        | 40   | S45           | 3.52                        |                   | 820                    | 35        | 25 | S52           | 2.11                        |
|                   | 560                    | 22        | 30  | S23           | 1.68                        |                   | 1800                   | 30        | 45   | S46           | 3.91                        |                   | 1000                   | 22        | 45 | S26           | 2.44                        |
|                   | 560                    | 22        | 35  | S24           | 1.75                        |                   | 1800                   | 35        | 30   | S53           | 3.35                        |                   | 1000                   | 25        | 40 | S35           | 2.43                        |
|                   | 560                    | 25        | 25  | S32           | 1.63                        |                   | 1800                   | 35        | 35   | S54           | 3.52                        |                   | 1000                   | 30        | 30 | S43           | 2.39                        |
|                   | 560                    | 30        | 20  | S41           | 1.63                        |                   | 2200                   | 30        | 45   | S46           | 4.03                        |                   | 1000                   | 35        | 25 | S52           | 2.33                        |
|                   | 560                    | 35        | 20  | S51           | 1.82                        |                   | 2200                   | 30        | 50   | S47           | 4.16                        |                   | 1200                   | 22        | 50 | S27           | 2.74                        |
|                   | 680                    | 22        | 35  | S24           | 1.93                        |                   | 2200                   | 35        | 35   | S54           | 3.89                        |                   | 1200                   | 25        | 45 | S36           | 2.73                        |
|                   | 680                    | 22        | 40  | S25           | 1.98                        |                   | 2200                   | 35        | 40   | S55           | 4.36                        |                   | 1200                   | 30        | 30 | S43           | 2.62                        |
|                   | 680                    | 25        | 30  | S33           | 1.91                        |                   | 2200                   | 35        | 45   | S56           | 4.59                        |                   | 1200                   | 30        | 35 | S44           | 2.66                        |
|                   | 680                    | 30        | 20  | S41           | 1.80                        |                   | 2700                   | 30        | 55   | S48           | 4.76                        |                   | 1200                   | 35        | 25 | S52           | 2.55                        |
|                   | 680                    | 30        | 25  | S42           | 1.85                        |                   | 2700                   | 35        | 50   | S57           | 5.03                        |                   | 1200                   | 35        | 30 | S53           | 2.65                        |
|                   | 680                    | 35        | 20  | S51           | 2.01                        |                   | 3300                   | 35        | 50   | S57           | 5.47                        |                   | 1500                   | 25        | 50 | S37           | 3.12                        |
|                   | 820                    | 22        | 35  | S24           | 2.08                        |                   | 3900                   | 35        | 55   | S58           | 6.18                        |                   | 1500                   | 25        | 55 | S38           | 3.38                        |
|                   | 820                    | 22        | 40  | S25           | 2.17                        |                   | 220                    | 22        | 20   | S21           | 0.91                        |                   | 1500                   | 30        | 40 | S45           | 3.01                        |
|                   | 820                    | 22        | 45  | S26           | 2.19                        |                   | 270                    | 22        | 20   | S21           | 1.00                        |                   | 1500                   | 35        | 30 | S53           | 2.96                        |
|                   | 820                    | 25        | 30  | S33           | 2.09                        |                   | 270                    | 25        | 20   | S31           | 1.14                        |                   | 1800                   | 25        | 60 | S39           | 3.83                        |
|                   | 820                    | 25        | 35  | S34           | 2.17                        |                   | 330                    | 22        | 25   | S22           | 1.25                        |                   | 1800                   | 30        | 45 | S46           | 3.42                        |
|                   | 820                    | 30        | 25  | S42           | 2.03                        |                   | 330                    | 25        | 20   | S31           | 1.20                        |                   | 1800                   | 35        | 35 | S54           | 3.31                        |
|                   | 820                    | 35        | 20  | S51           | 2.20                        |                   | 390                    | 22        | 25   | S22           | 1.35                        |                   | 2200                   | 30        | 50 | S47           | 3.83                        |
| 1000              | 22                     | 45        | S26 | 2.42          | 470                         | 22                | 25                     | S22       | 1.49 | 2200          | 35                          | 40                | S55                    | 3.73      |    |               |                             |
| 1000              | 22                     | 50        | S27 | 2.60          | 470                         | 22                | 30                     | S23       | 1.55 | 2700          | 30                          | 60                | S49                    | 4.64      |    |               |                             |
| 1000              | 25                     | 35        | S34 | 2.40          | 470                         | 25                | 25                     | S32       | 1.56 | 2700          | 35                          | 45                | S56                    | 4.25      |    |               |                             |
| 1000              | 25                     | 40        | S35 | 2.47          | 470                         | 30                | 20                     | S41       | 1.50 | 3300          | 35                          | 55                | S58                    | 4.92      |    |               |                             |
| 1000              | 30                     | 30        | S43 | 2.45          | 560                         | 22                | 30                     | S23       | 1.69 | 3900          | 35                          | 60                | S59                    | 5.53      |    |               |                             |
| 1000              | 35                     | 25        | S52 | 2.60          | 560                         | 22                | 35                     | S24       | 1.73 |               |                             |                   |                        |           |    |               |                             |
| 1200              | 22                     | 50        | S27 | 2.84          | 560                         | 25                | 25                     | S32       | 1.67 |               |                             |                   |                        |           |    |               |                             |
| 1200              | 25                     | 40        | S35 | 2.84          | 560                         | 25                | 30                     | S33       | 1.74 |               |                             |                   |                        |           |    |               |                             |

(Note) Rated ripple current : 105°C , 120Hz

• The standard ratings follow the next page.

ALUMINUM

LARGE ALUMINUM

105°C

### Standard Ratings

|                 | Rated voltage (V) | Rated capacitance (μF) | Case (mm) |      | Casing Symbol | Rated ripple current (Arms) | Rated voltage (V) | Rated capacitance (μF) | Case (mm) |      | Casing Symbol | Rated ripple current (Arms) | Rated voltage (V) | Rated capacitance (μF) | Case (mm) |    | Casing Symbol | Rated ripple current (Arms) |
|-----------------|-------------------|------------------------|-----------|------|---------------|-----------------------------|-------------------|------------------------|-----------|------|---------------|-----------------------------|-------------------|------------------------|-----------|----|---------------|-----------------------------|
|                 |                   |                        | D         | L    |               |                             |                   |                        | D         | L    |               |                             |                   |                        | D         | L  |               |                             |
| ALUMINIUM       | 200               | 150                    | 22        | 20   | S21           | 0.76                        | 200               | 1200                   | 25        | 45   | S36           | 2.73                        | 250               | 470                    | 22        | 35 | S24           | 1.58                        |
|                 |                   | 180                    | 22        | 20   | S21           | 0.82                        |                   | 1200                   | 25        | 50   | S37           | 2.82                        |                   | 470                    | 22        | 40 | S25           | 1.64                        |
|                 |                   | 180                    | 25        | 20   | S31           | 0.93                        |                   | 1200                   | 30        | 35   | S44           | 2.63                        |                   | 470                    | 25        | 30 | S33           | 1.61                        |
|                 |                   | 220                    | 22        | 20   | S21           | 0.91                        |                   | 1200                   | 30        | 40   | S45           | 2.69                        |                   | 470                    | 25        | 35 | S34           | 1.63                        |
|                 |                   | 270                    | 22        | 20   | S21           | 1.00                        |                   | 1200                   | 35        | 30   | S53           | 2.63                        |                   | 470                    | 30        | 25 | S42           | 1.61                        |
|                 |                   | 270                    | 25        | 20   | S31           | 1.09                        |                   | 1500                   | 25        | 55   | S38           | 3.38                        |                   | 470                    | 35        | 20 | S51           | 1.55                        |
|                 |                   | 330                    | 22        | 25   | S22           | 1.29                        |                   | 1500                   | 30        | 40   | S45           | 3.01                        |                   | 560                    | 22        | 40 | S25           | 1.79                        |
|                 |                   | 330                    | 25        | 20   | S31           | 1.18                        |                   | 1500                   | 30        | 45   | S46           | 3.12                        |                   | 560                    | 22        | 45 | S26           | 1.82                        |
|                 |                   | 330                    | 30        | 20   | S41           | 1.26                        |                   | 1500                   | 35        | 30   | S53           | 2.96                        |                   | 560                    | 25        | 35 | S34           | 1.77                        |
|                 |                   | 390                    | 22        | 25   | S22           | 1.35                        |                   | 1500                   | 35        | 35   | S54           | 2.97                        |                   | 560                    | 25        | 40 | S35           | 1.82                        |
|                 |                   | 390                    | 22        | 30   | S23           | 1.40                        |                   | 1800                   | 30        | 45   | S46           | 3.42                        |                   | 560                    | 30        | 25 | S42           | 1.69                        |
|                 |                   | 390                    | 25        | 25   | S32           | 1.37                        |                   | 1800                   | 30        | 50   | S47           | 3.54                        |                   | 560                    | 30        | 30 | S43           | 1.80                        |
|                 |                   | 390                    | 30        | 20   | S41           | 1.37                        |                   | 1800                   | 35        | 35   | S54           | 3.25                        |                   | 560                    | 35        | 20 | S51           | 1.66                        |
|                 |                   | 470                    | 22        | 30   | S23           | 1.53                        |                   | 1800                   | 35        | 40   | S55           | 3.59                        |                   | 560                    | 35        | 25 | S52           | 1.80                        |
|                 |                   | 470                    | 25        | 25   | S32           | 1.50                        |                   | 1800                   | 35        | 45   | S56           | 4.00                        |                   | 680                    | 22        | 45 | S26           | 2.01                        |
|                 |                   | 470                    | 30        | 20   | S41           | 1.50                        |                   | 2200                   | 30        | 55   | S48           | 4.06                        |                   | 680                    | 22        | 50 | S27           | 2.06                        |
|                 |                   | 470                    | 35        | 20   | S51           | 1.67                        |                   | 2200                   | 35        | 40   | S55           | 3.73                        |                   | 680                    | 25        | 40 | S35           | 2.01                        |
|                 |                   | 560                    | 22        | 30   | S23           | 1.69                        |                   | 2200                   | 35        | 45   | S56           | 4.13                        |                   | 680                    | 25        | 45 | S36           | 2.06                        |
|                 |                   | 560                    | 22        | 35   | S24           | 1.73                        |                   | 2700                   | 35        | 50   | S57           | 5.09                        |                   | 680                    | 25        | 55 | S38           | 2.28                        |
|                 |                   | 560                    | 25        | 25   | S32           | 1.64                        |                   | 3300                   | 35        | 60   | S59           | 6.03                        |                   | 680                    | 30        | 30 | S43           | 1.98                        |
| LARGE ALUMINIUM | 200               | 560                    | 25        | 30   | S33           | 1.70                        | 250               | 120                    | 22        | 20   | S21           | 0.67                        | 250               | 680                    | 30        | 35 | S44           | 2.04                        |
|                 |                   | 560                    | 30        | 20   | S41           | 1.64                        |                   | 150                    | 22        | 20   | S21           | 0.75                        |                   | 680                    | 35        | 25 | S52           | 1.98                        |
|                 |                   | 560                    | 30        | 25   | S42           | 1.75                        |                   | 150                    | 25        | 20   | S31           | 0.92                        |                   | 680                    | 35        | 30 | S53           | 2.04                        |
|                 |                   | 560                    | 35        | 20   | S51           | 1.82                        |                   | 180                    | 22        | 20   | S21           | 0.82                        |                   | 820                    | 22        | 55 | S28           | 2.34                        |
|                 |                   | 680                    | 22        | 35   | S24           | 1.90                        |                   | 180                    | 25        | 20   | S31           | 1.01                        |                   | 820                    | 25        | 45 | S36           | 2.26                        |
|                 |                   | 680                    | 22        | 40   | S25           | 1.97                        |                   | 220                    | 22        | 25   | S22           | 1.11                        |                   | 820                    | 25        | 50 | S37           | 2.42                        |
|                 |                   | 680                    | 25        | 30   | S33           | 1.87                        |                   | 220                    | 25        | 20   | S31           | 1.02                        |                   | 820                    | 30        | 35 | S44           | 2.24                        |
|                 |                   | 680                    | 25        | 35   | S34           | 1.95                        |                   | 220                    | 30        | 20   | S41           | 1.03                        |                   | 820                    | 35        | 25 | S52           | 2.07                        |
|                 |                   | 680                    | 30        | 25   | S42           | 1.92                        |                   | 270                    | 22        | 25   | S22           | 1.13                        |                   | 820                    | 35        | 30 | S53           | 2.24                        |
|                 |                   | 680                    | 35        | 20   | S51           | 1.92                        |                   | 270                    | 22        | 30   | S23           | 1.25                        |                   | 1000                   | 25        | 50 | S37           | 2.57                        |
|                 |                   | 820                    | 22        | 40   | S25           | 2.17                        |                   | 270                    | 25        | 20   | S31           | 1.07                        |                   | 1000                   | 30        | 40 | S45           | 2.67                        |
|                 |                   | 820                    | 22        | 45   | S26           | 2.21                        |                   | 270                    | 25        | 25   | S32           | 1.15                        |                   | 1000                   | 35        | 30 | S53           | 2.47                        |
|                 |                   | 820                    | 25        | 35   | S34           | 2.14                        |                   | 270                    | 30        | 20   | S41           | 1.14                        |                   | 1000                   | 35        | 35 | S54           | 2.60                        |
|                 |                   | 820                    | 25        | 40   | S35           | 2.20                        |                   | 330                    | 22        | 30   | S23           | 1.30                        |                   | 1200                   | 30        | 45 | S46           | 2.79                        |
|                 |                   | 820                    | 30        | 25   | S42           | 2.04                        |                   | 330                    | 22        | 35   | S24           | 1.50                        |                   | 1200                   | 30        | 50 | S47           | 2.89                        |
|                 |                   | 820                    | 30        | 30   | S43           | 2.17                        |                   | 330                    | 25        | 25   | S32           | 1.27                        |                   | 1200                   | 35        | 35 | S54           | 2.85                        |
|                 |                   | 820                    | 35        | 25   | S52           | 2.07                        |                   | 330                    | 30        | 20   | S41           | 1.26                        |                   | 1200                   | 35        | 40 | S55           | 3.18                        |
|                 |                   | 1000                   | 22        | 50   | S27           | 2.50                        |                   | 330                    | 35        | 20   | S51           | 1.30                        |                   | 1500                   | 30        | 50 | S47           | 3.23                        |
|                 |                   | 1000                   | 25        | 40   | S35           | 2.43                        |                   | 390                    | 22        | 30   | S23           | 1.38                        |                   | 1500                   | 35        | 40 | S55           | 3.28                        |
|                 |                   | 1000                   | 25        | 45   | S36           | 2.49                        |                   | 390                    | 22        | 35   | S24           | 1.52                        |                   | 1500                   | 35        | 45 | S56           | 3.69                        |
| 1000            | 30                | 30                     | S43       | 2.39 | 390           | 25                          | 25                | S32                    | 1.38      | 1500 | 35            | 50                          | S57               | 3.80                   |           |    |               |                             |
| 1000            | 30                | 35                     | S44       | 2.40 | 390           | 25                          | 30                | S33                    | 1.41      | 1800 | 35            | 45                          | S56               | 3.74                   |           |    |               |                             |
| 1000            | 35                | 25                     | S52       | 2.29 | 390           | 30                          | 20                | S41                    | 1.37      | 1800 | 35            | 50                          | S57               | 4.16                   |           |    |               |                             |
| 1000            | 35                | 30                     | S53       | 2.40 | 390           | 30                          | 25                | S42                    | 1.47      | 2200 | 35            | 50                          | S57               | 4.23                   |           |    |               |                             |
| 105°C           | 1200              | 22                     | 60        | S29  | 2.93          | 390                         | 35                | 20                     | S51       | 1.41 |               |                             |                   |                        |           |    |               |                             |

(Note) Rated ripple current : 105°C , 120Hz

Standard Ratings

| Rated voltage (V) | Rated capacitance (µF) | Case (mm) |     | Casing Symbol | Rated ripple current (Arms) | Rated voltage (V) | Rated capacitance (µF) | Case (mm) |      | Casing Symbol | Rated ripple current (Arms) | Rated voltage (V) | Rated capacitance (µF) | Case (mm) |     | Casing Symbol | Rated ripple current (Arms) |
|-------------------|------------------------|-----------|-----|---------------|-----------------------------|-------------------|------------------------|-----------|------|---------------|-----------------------------|-------------------|------------------------|-----------|-----|---------------|-----------------------------|
|                   |                        | D         | L   |               |                             |                   |                        | D         | L    |               |                             |                   |                        | D         | L   |               |                             |
| 315               | 68                     | 22        | 20  | S21           | 0.50                        | 315               | 680                    | 25        | 55   | S38           | 2.20                        | 350               | 270                    | 25        | 40  | S35           | 1.27                        |
|                   | 82                     | 22        | 20  | S21           | 0.55                        |                   | 680                    | 30        | 40   | S45           | 2.03                        |                   | 270                    | 30        | 25  | S42           | 1.17                        |
|                   | 100                    | 22        | 20  | S21           | 0.61                        |                   | 680                    | 30        | 50   | S47           | 2.18                        |                   | 270                    | 30        | 30  | S43           | 1.24                        |
|                   | 100                    | 25        | 20  | S31           | 0.69                        |                   | 680                    | 35        | 30   | S53           | 2.00                        |                   | 270                    | 35        | 20  | S51           | 1.15                        |
|                   | 120                    | 22        | 20  | S21           | 0.67                        |                   | 680                    | 35        | 40   | S55           | 2.07                        |                   | 270                    | 35        | 25  | S52           | 1.19                        |
|                   | 120                    | 22        | 25  | S22           | 0.75                        |                   | 820                    | 25        | 60   | S39           | 2.49                        |                   | 330                    | 22        | 40  | S25           | 1.37                        |
|                   | 150                    | 22        | 25  | S22           | 0.84                        |                   | 820                    | 30        | 45   | S46           | 2.31                        |                   | 330                    | 22        | 45  | S26           | 1.40                        |
|                   | 150                    | 22        | 30  | S23           | 0.88                        |                   | 820                    | 35        | 35   | S54           | 2.24                        |                   | 330                    | 25        | 35  | S34           | 1.36                        |
|                   | 150                    | 25        | 20  | S31           | 0.80                        |                   | 820                    | 35        | 45   | S56           | 2.34                        |                   | 330                    | 25        | 40  | S35           | 1.40                        |
|                   | 150                    | 30        | 20  | S41           | 0.85                        |                   | 1000                   | 30        | 55   | S48           | 2.67                        |                   | 330                    | 25        | 45  | S36           | 1.43                        |
|                   | 180                    | 22        | 25  | S22           | 0.92                        |                   | 1000                   | 35        | 40   | S55           | 2.52                        |                   | 330                    | 30        | 25  | S42           | 1.29                        |
|                   | 180                    | 22        | 30  | S23           | 0.96                        |                   | 1200                   | 30        | 60   | S49           | 2.97                        |                   | 330                    | 30        | 30  | S43           | 1.37                        |
|                   | 180                    | 22        | 35  | S24           | 0.98                        |                   | 1200                   | 35        | 50   | S57           | 2.86                        |                   | 330                    | 30        | 35  | S44           | 1.40                        |
|                   | 180                    | 25        | 25  | S32           | 0.97                        |                   | 1500                   | 35        | 55   | S58           | 3.31                        |                   | 330                    | 35        | 25  | S52           | 1.31                        |
|                   | 180                    | 30        | 20  | S41           | 0.93                        |                   | 56                     | 22        | 20   | S21           | 0.46                        |                   | 390                    | 22        | 50  | S27           | 1.56                        |
|                   | 180                    | 35        | 20  | S51           | 0.94                        |                   | 82                     | 22        | 20   | S21           | 0.55                        |                   | 390                    | 25        | 40  | S35           | 1.52                        |
|                   | 220                    | 22        | 30  | S23           | 1.06                        |                   | 82                     | 25        | 20   | S31           | 0.63                        |                   | 390                    | 25        | 45  | S36           | 1.56                        |
|                   | 220                    | 22        | 40  | S25           | 1.12                        |                   | 100                    | 22        | 20   | S21           | 0.61                        |                   | 390                    | 25        | 50  | S37           | 1.66                        |
|                   | 220                    | 25        | 25  | S32           | 1.07                        |                   | 100                    | 22        | 25   | S22           | 0.69                        |                   | 390                    | 30        | 30  | S43           | 1.49                        |
|                   | 220                    | 25        | 30  | S33           | 1.09                        |                   | 100                    | 25        | 20   | S31           | 0.69                        |                   | 390                    | 30        | 35  | S44           | 1.52                        |
|                   | 220                    | 30        | 20  | S41           | 1.03                        | 120               | 22                     | 20        | S21  | 0.67          | 390                         |                   | 30                     | 40        | S45 | 1.54          |                             |
|                   | 270                    | 22        | 35  | S24           | 1.20                        | 120               | 22                     | 25        | S22  | 0.75          | 390                         |                   | 35                     | 25        | S52 | 1.43          |                             |
|                   | 270                    | 22        | 45  | S26           | 1.27                        | 120               | 22                     | 30        | S23  | 0.78          | 390                         |                   | 35                     | 30        | S53 | 1.51          |                             |
|                   | 270                    | 25        | 30  | S33           | 1.20                        | 120               | 25                     | 20        | S31  | 0.72          | 470                         |                   | 22                     | 55        | S28 | 1.78          |                             |
|                   | 270                    | 25        | 35  | S34           | 1.23                        | 120               | 30                     | 20        | S41  | 0.76          | 470                         |                   | 25                     | 45        | S36 | 1.71          |                             |
|                   | 270                    | 30        | 25  | S42           | 1.17                        | 150               | 22                     | 25        | S22  | 0.84          | 470                         |                   | 25                     | 50        | S37 | 1.83          |                             |
|                   | 270                    | 35        | 20  | S51           | 1.15                        | 150               | 22                     | 30        | S23  | 0.88          | 470                         |                   | 30                     | 35        | S44 | 1.67          |                             |
|                   | 330                    | 22        | 35  | S24           | 1.33                        | 150               | 22                     | 35        | S24  | 0.89          | 470                         |                   | 30                     | 40        | S45 | 1.69          |                             |
|                   | 330                    | 22        | 50  | S27           | 1.44                        | 150               | 25                     | 20        | S31  | 0.79          | 470                         |                   | 30                     | 45        | S46 | 1.75          |                             |
|                   | 330                    | 25        | 30  | S33           | 1.33                        | 150               | 25                     | 25        | S32  | 0.88          | 470                         |                   | 35                     | 30        | S53 | 1.66          |                             |
|                   | 330                    | 25        | 40  | S35           | 1.40                        | 150               | 30                     | 20        | S41  | 0.85          | 470                         |                   | 35                     | 35        | S54 | 1.69          |                             |
| 330               | 30                     | 25        | S42 | 1.29          | 150                         | 35                | 20                     | S51       | 0.86 | 560           | 25                          | 50                | S37                    | 1.90      |     |               |                             |
| 330               | 30                     | 30        | S43 | 1.37          | 180                         | 22                | 30                     | S23       | 0.96 | 560           | 30                          | 40                | S45                    | 1.84      |     |               |                             |
| 330               | 35                     | 20        | S51 | 1.28          | 180                         | 22                | 35                     | S24       | 0.98 | 560           | 30                          | 45                | S46                    | 1.91      |     |               |                             |
| 330               | 35                     | 25        | S52 | 1.31          | 180                         | 22                | 40                     | S25       | 1.02 | 560           | 30                          | 50                | S47                    | 1.97      |     |               |                             |
| 390               | 22                     | 45        | S26 | 1.52          | 180                         | 25                | 25                     | S32       | 0.97 | 560           | 35                          | 30                | S53                    | 1.81      |     |               |                             |
| 390               | 25                     | 35        | S34 | 1.48          | 180                         | 25                | 30                     | S33       | 0.99 | 560           | 35                          | 35                | S54                    | 1.85      |     |               |                             |
| 390               | 25                     | 45        | S36 | 1.56          | 180                         | 30                | 20                     | S41       | 0.93 | 560           | 35                          | 40                | S55                    | 1.88      |     |               |                             |
| 390               | 30                     | 30        | S43 | 1.49          | 180                         | 35                | 20                     | S51       | 0.94 | 680           | 22                          | 60                | S29                    | 2.21      |     |               |                             |
| 390               | 30                     | 35        | S44 | 1.52          | 220                         | 22                | 30                     | S23       | 1.06 | 680           | 30                          | 45                | S46                    | 2.10      |     |               |                             |
| 390               | 35                     | 25        | S52 | 1.43          | 220                         | 22                | 35                     | S24       | 1.08 | 680           | 30                          | 50                | S47                    | 2.18      |     |               |                             |
| 470               | 22                     | 50        | S27 | 1.72          | 220                         | 22                | 45                     | S26       | 1.14 | 680           | 35                          | 35                | S54                    | 2.04      |     |               |                             |
| 470               | 25                     | 40        | S35 | 1.67          | 220                         | 25                | 25                     | S32       | 1.07 | 680           | 35                          | 40                | S55                    | 2.07      |     |               |                             |
| 470               | 25                     | 50        | S37 | 1.83          | 220                         | 25                | 30                     | S33       | 1.09 | 680           | 35                          | 45                | S56                    | 2.14      |     |               |                             |
| 470               | 30                     | 30        | S43 | 1.64          | 220                         | 25                | 35                     | S34       | 1.11 | 820           | 30                          | 50                | S47                    | 2.32      |     |               |                             |
| 470               | 30                     | 40        | S45 | 1.69          | 220                         | 30                | 20                     | S41       | 1.03 | 820           | 35                          | 40                | S55                    | 2.28      |     |               |                             |
| 470               | 35                     | 25        | S52 | 1.57          | 220                         | 30                | 25                     | S42       | 1.06 | 820           | 35                          | 45                | S56                    | 2.34      |     |               |                             |
| 470               | 35                     | 30        | S53 | 1.66          | 220                         | 35                | 20                     | S51       | 1.04 | 820           | 35                          | 50                | S57                    | 2.36      |     |               |                             |
| 560               | 22                     | 55        | S28 | 1.94          | 270                         | 22                | 35                     | S24       | 1.20 | 1000          | 30                          | 60                | S49                    | 2.72      |     |               |                             |
| 560               | 25                     | 45        | S36 | 1.87          | 270                         | 22                | 40                     | S25       | 1.24 | 1000          | 35                          | 45                | S56                    | 2.59      |     |               |                             |
| 560               | 30                     | 35        | S44 | 1.82          | 270                         | 22                | 45                     | S26       | 1.27 | 1000          | 35                          | 50                | S57                    | 2.61      |     |               |                             |
| 560               | 30                     | 45        | S46 | 1.91          | 270                         | 22                | 50                     | S27       | 1.30 | 1200          | 35                          | 55                | S58                    | 2.96      |     |               |                             |
| 560               | 35                     | 30        | S53 | 1.81          | 270                         | 25                | 30                     | S33       | 1.21 |               |                             |                   |                        |           |     |               |                             |
| 560               | 35                     | 35        | S54 | 1.85          | 270                         | 25                | 35                     | S34       | 1.23 |               |                             |                   |                        |           |     |               |                             |

(Note) Rated ripple current : 105°C , 120Hz

• The standard ratings follow the next page.

### Standard Ratings

|          | Rated voltage (V) | Rated capacitance (μF) | Case (mm) |      | Casing Symbol | Rated ripple current (Arms) | Rated voltage (V) | Rated capacitance (μF) | Case (mm) |     | Casing Symbol | Rated ripple current (Arms) | Rated voltage (V) | Rated capacitance (μF) | Case (mm) |    | Casing Symbol | Rated ripple current (Arms) |
|----------|-------------------|------------------------|-----------|------|---------------|-----------------------------|-------------------|------------------------|-----------|-----|---------------|-----------------------------|-------------------|------------------------|-----------|----|---------------|-----------------------------|
|          |                   |                        | D         | L    |               |                             |                   |                        | D         | L   |               |                             |                   |                        | D         | L  |               |                             |
| ALUMINUM | 400               | 56                     | 22        | 20   | S21           | 0.53                        | 400               | 330                    | 30        | 30  | S43           | 1.53                        | 450               | 180                    | 22        | 40 | S25           | 1.17                        |
|          |                   | 68                     | 22        | 20   | S21           | 0.58                        |                   | 330                    | 30        | 35  | S44           | 1.61                        |                   | 180                    | 22        | 45 | S26           | 1.19                        |
|          |                   | 68                     | 25        | 20   | S31           | 0.66                        |                   | 330                    | 35        | 25  | S52           | 1.51                        |                   | 180                    | 25        | 30 | S33           | 1.13                        |
|          |                   | 82                     | 22        | 20   | S21           | 0.64                        |                   | 330                    | 35        | 30  | S53           | 1.56                        |                   | 180                    | 25        | 35 | S34           | 1.16                        |
|          |                   | 82                     | 22        | 25   | S22           | 0.71                        |                   | 390                    | 22        | 55  | S28           | 1.86                        |                   | 180                    | 30        | 25 | S42           | 1.10                        |
|          |                   | 82                     | 25        | 20   | S31           | 0.68                        |                   | 390                    | 25        | 45  | S36           | 1.79                        |                   | 180                    | 30        | 30 | S43           | 1.14                        |
|          |                   | 82                     | 30        | 20   | S41           | 0.72                        |                   | 390                    | 25        | 50  | S37           | 1.85                        |                   | 180                    | 35        | 20 | S51           | 1.08                        |
|          |                   | 100                    | 22        | 20   | S21           | 0.70                        |                   | 390                    | 30        | 35  | S44           | 1.75                        |                   | 180                    | 35        | 25 | S52           | 1.12                        |
|          |                   | 100                    | 22        | 25   | S22           | 0.79                        |                   | 390                    | 30        | 40  | S45           | 1.77                        |                   | 220                    | 22        | 45 | S26           | 1.32                        |
|          |                   | 100                    | 25        | 20   | S31           | 0.75                        |                   | 390                    | 35        | 30  | S53           | 1.69                        |                   | 220                    | 22        | 50 | S27           | 1.35                        |
|          |                   | 100                    | 30        | 20   | S41           | 0.80                        |                   | 390                    | 35        | 35  | S54           | 1.76                        |                   | 220                    | 25        | 35 | S34           | 1.28                        |
|          |                   | 120                    | 22        | 25   | S22           | 0.86                        |                   | 470                    | 25        | 50  | S37           | 2.04                        |                   | 220                    | 25        | 40 | S35           | 1.31                        |
|          |                   | 120                    | 22        | 30   | S23           | 0.90                        |                   | 470                    | 30        | 40  | S45           | 1.94                        |                   | 220                    | 25        | 45 | S36           | 1.35                        |
|          |                   | 120                    | 25        | 20   | S31           | 0.82                        |                   | 470                    | 30        | 45  | S46           | 2.01                        |                   | 220                    | 30        | 25 | S42           | 1.22                        |
|          |                   | 120                    | 25        | 25   | S32           | 0.88                        |                   | 470                    | 35        | 30  | S53           | 1.86                        |                   | 220                    | 30        | 30 | S43           | 1.27                        |
|          |                   | 120                    | 30        | 20   | S41           | 0.87                        |                   | 470                    | 35        | 35  | S54           | 1.93                        |                   | 220                    | 35        | 25 | S52           | 1.23                        |
|          |                   | 120                    | 35        | 20   | S51           | 0.89                        |                   | 560                    | 25        | 60  | S39           | 2.46                        |                   | 270                    | 22        | 50 | S27           | 1.50                        |
|          |                   | 150                    | 22        | 30   | S23           | 0.99                        |                   | 560                    | 30        | 45  | S46           | 2.19                        |                   | 270                    | 25        | 40 | S35           | 1.45                        |
|          |                   | 150                    | 22        | 35   | S24           | 1.03                        |                   | 560                    | 30        | 50  | S47           | 2.27                        |                   | 270                    | 25        | 45 | S36           | 1.49                        |
|          |                   | 150                    | 25        | 25   | S32           | 0.99                        |                   | 560                    | 35        | 35  | S54           | 2.11                        |                   | 270                    | 25        | 50 | S37           | 1.54                        |
|          |                   | 150                    | 25        | 30   | S33           | 1.01                        |                   | 560                    | 35        | 40  | S55           | 2.16                        |                   | 270                    | 30        | 30 | S43           | 1.43                        |
|          |                   | 150                    | 30        | 20   | S41           | 0.98                        |                   | 680                    | 30        | 50  | S47           | 2.50                        |                   | 270                    | 30        | 35 | S44           | 1.45                        |
|          |                   | 150                    | 35        | 20   | S51           | 0.99                        |                   | 680                    | 35        | 40  | S55           | 2.39                        |                   | 270                    | 35        | 25 | S52           | 1.37                        |
|          |                   | 180                    | 22        | 30   | S23           | 1.10                        |                   | 680                    | 35        | 45  | S56           | 2.53                        |                   | 270                    | 35        | 30 | S53           | 1.44                        |
|          |                   | 180                    | 22        | 35   | S24           | 1.13                        |                   | 680                    | 35        | 50  | S57           | 2.73                        |                   | 330                    | 22        | 60 | S29           | 1.78                        |
|          |                   | 180                    | 22        | 40   | S25           | 1.17                        |                   | 820                    | 30        | 60  | S49           | 2.94                        |                   | 330                    | 25        | 50 | S37           | 1.76                        |
|          |                   | 180                    | 25        | 25   | S32           | 1.09                        |                   | 820                    | 35        | 45  | S56           | 2.70                        |                   | 330                    | 30        | 35 | S44           | 1.61                        |
|          |                   | 180                    | 25        | 30   | S33           | 1.11                        |                   | 820                    | 35        | 50  | S57           | 3.00                        |                   | 330                    | 30        | 40 | S45           | 1.62                        |
|          |                   | 180                    | 30        | 20   | S41           | 1.07                        |                   | 1000                   | 35        | 55  | S58           | 3.43                        |                   | 330                    | 30        | 45 | S46           | 1.68                        |
|          |                   | 180                    | 30        | 25   | S42           | 1.10                        |                   | 56                     | 22        | 20  | S21           | 0.53                        |                   | 330                    | 35        | 30 | S53           | 1.60                        |
| 180      | 35                | 20                     | S51       | 1.08 | 56            | 25                          | 20                | S31                    | 0.60      | 330 | 35            | 35                          | S54               | 1.62                   |           |    |               |                             |
| 220      | 22                | 35                     | S24       | 1.25 | 68            | 22                          | 20                | S21                    | 0.58      | 390 | 25            | 55                          | S38               | 1.98                   |           |    |               |                             |
| 220      | 22                | 40                     | S25       | 1.29 | 68            | 22                          | 25                | S22                    | 0.65      | 390 | 30            | 40                          | S45               | 1.77                   |           |    |               |                             |
| 220      | 22                | 45                     | S26       | 1.32 | 68            | 25                          | 20                | S31                    | 0.66      | 390 | 30            | 45                          | S46               | 1.83                   |           |    |               |                             |
| 220      | 25                | 30                     | S33       | 1.23 | 82            | 22                          | 25                | S22                    | 0.71      | 390 | 30            | 50                          | S47               | 2.07                   |           |    |               |                             |
| 220      | 25                | 35                     | S34       | 1.28 | 82            | 25                          | 20                | S31                    | 0.68      | 390 | 35            | 35                          | S54               | 1.76                   |           |    |               |                             |
| 220      | 30                | 25                     | S42       | 1.22 | 82            | 30                          | 20                | S41                    | 0.72      | 390 | 35            | 40                          | S55               | 2.00                   |           |    |               |                             |
| 220      | 30                | 30                     | S43       | 1.25 | 100           | 22                          | 25                | S22                    | 0.79      | 470 | 30            | 45                          | S46               | 2.01                   |           |    |               |                             |
| 220      | 35                | 20                     | S51       | 1.20 | 100           | 22                          | 30                | S23                    | 0.82      | 470 | 30            | 50                          | S47               | 2.13                   |           |    |               |                             |
| 220      | 35                | 25                     | S52       | 1.23 | 100           | 25                          | 25                | S32                    | 0.81      | 470 | 35            | 35                          | S54               | 1.93                   |           |    |               |                             |
| 270      | 22                | 40                     | S25       | 1.43 | 100           | 25                          | 25                | S32                    | 0.81      | 470 | 35            | 40                          | S55               | 2.20                   |           |    |               |                             |
| 270      | 22                | 45                     | S26       | 1.46 | 100           | 30                          | 20                | S41                    | 0.80      | 470 | 35            | 45                          | S56               | 2.27                   |           |    |               |                             |
| 270      | 22                | 50                     | S27       | 1.50 | 120           | 22                          | 30                | S23                    | 0.90      | 560 | 30            | 45                          | S46               | 2.19                   |           |    |               |                             |
| 270      | 22                | 50                     | S27       | 1.50 | 120           | 22                          | 35                | S24                    | 0.92      | 560 | 35            | 35                          | S54               | 2.11                   |           |    |               |                             |
| 270      | 25                | 35                     | S34       | 1.42 | 120           | 25                          | 25                | S32                    | 0.88      | 560 | 35            | 40                          | S55               | 2.40                   |           |    |               |                             |
| 270      | 25                | 40                     | S35       | 1.45 | 120           | 25                          | 30                | S33                    | 0.93      | 560 | 35            | 45                          | S56               | 2.48                   |           |    |               |                             |
| 270      | 30                | 25                     | S42       | 1.35 | 120           | 30                          | 20                | S41                    | 0.87      | 560 | 35            | 50                          | S57               | 2.50                   |           |    |               |                             |
| 270      | 30                | 30                     | S43       | 1.39 | 120           | 35                          | 20                | S51                    | 0.89      | 680 | 30            | 60                          | S49               | 2.68                   |           |    |               |                             |
| 270      | 35                | 25                     | S52       | 1.37 | 150           | 22                          | 35                | S24                    | 1.03      | 680 | 35            | 45                          | S56               | 2.59                   |           |    |               |                             |
| 330      | 22                | 45                     | S26       | 1.61 | 150           | 22                          | 40                | S25                    | 1.05      | 680 | 35            | 50                          | S57               | 2.61                   |           |    |               |                             |
| 330      | 22                | 50                     | S27       | 1.65 | 150           | 25                          | 30                | S33                    | 1.03      | 820 | 35            | 60                          | S59               | 3.07                   |           |    |               |                             |
| 330      | 25                | 40                     | S35       | 1.61 | 150           | 30                          | 25                | S42                    | 1.00      |     |               |                             |                   |                        |           |    |               |                             |
| 330      | 25                | 45                     | S36       | 1.65 | 150           | 35                          | 20                | S51                    | 0.99      |     |               |                             |                   |                        |           |    |               |                             |

(Note) Rated ripple current : 105°C , 120Hz

Standard Ratings

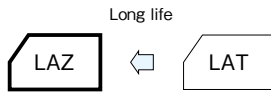
| Rated voltage (V) | Rated capacitance (µF) | Case (mm) |     | Casing Symbol | Rated ripple current (Arms) | Rated voltage (V) | Rated capacitance (µF) | Case (mm) |      | Casing Symbol | Rated ripple current (Arms) |
|-------------------|------------------------|-----------|-----|---------------|-----------------------------|-------------------|------------------------|-----------|------|---------------|-----------------------------|
|                   |                        | D         | L   |               |                             |                   |                        | D         | L    |               |                             |
| 500               | 22                     | 22        | 20  | S21           | 0.24                        | 500               | 150                    | 25        | 45   | S36           | 1.11                        |
|                   | 27                     | 22        | 20  | S21           | 0.28                        |                   | 150                    | 30        | 25   | S42           | 1.00                        |
|                   | 33                     | 22        | 25  | S22           | 0.44                        |                   | 150                    | 30        | 30   | S43           | 1.02                        |
|                   | 39                     | 22        | 20  | S21           | 0.44                        |                   | 150                    | 30        | 40   | S45           | 1.10                        |
|                   | 39                     | 22        | 25  | S22           | 0.49                        |                   | 150                    | 35        | 20   | S51           | 0.99                        |
|                   | 47                     | 22        | 20  | S21           | 0.48                        |                   | 150                    | 35        | 25   | S52           | 1.02                        |
|                   | 47                     | 22        | 30  | S23           | 0.56                        |                   | 150                    | 35        | 35   | S54           | 1.09                        |
|                   | 47                     | 25        | 20  | S31           | 0.55                        |                   | 180                    | 22        | 45   | S26           | 1.19                        |
|                   | 56                     | 22        | 20  | S21           | 0.53                        |                   | 180                    | 22        | 50   | S27           | 1.22                        |
|                   | 56                     | 22        | 25  | S22           | 0.59                        |                   | 180                    | 25        | 40   | S35           | 1.19                        |
|                   | 56                     | 22        | 30  | S23           | 0.61                        |                   | 180                    | 25        | 45   | S36           | 1.22                        |
|                   | 56                     | 25        | 20  | S31           | 0.57                        |                   | 180                    | 25        | 50   | S37           | 1.30                        |
|                   | 68                     | 22        | 25  | S22           | 0.65                        |                   | 180                    | 30        | 30   | S43           | 1.14                        |
|                   | 68                     | 22        | 30  | S23           | 0.68                        |                   | 180                    | 30        | 35   | S44           | 1.16                        |
|                   | 68                     | 22        | 35  | S24           | 0.70                        |                   | 180                    | 30        | 45   | S46           | 1.24                        |
|                   | 68                     | 25        | 20  | S31           | 0.62                        |                   | 180                    | 35        | 25   | S52           | 1.12                        |
|                   | 68                     | 25        | 25  | S32           | 0.68                        |                   | 180                    | 35        | 30   | S53           | 1.15                        |
|                   | 68                     | 25        | 30  | S33           | 0.70                        |                   | 220                    | 22        | 55   | S28           | 1.40                        |
|                   | 68                     | 30        | 20  | S41           | 0.66                        |                   | 220                    | 25        | 45   | S36           | 1.35                        |
|                   | 82                     | 22        | 25  | S22           | 0.71                        |                   | 220                    | 25        | 50   | S37           | 1.39                        |
|                   | 82                     | 22        | 30  | S23           | 0.74                        |                   | 220                    | 30        | 35   | S44           | 1.31                        |
|                   | 82                     | 22        | 40  | S25           | 0.79                        |                   | 220                    | 30        | 40   | S45           | 1.33                        |
|                   | 82                     | 25        | 25  | S32           | 0.73                        |                   | 220                    | 30        | 50   | S47           | 1.42                        |
|                   | 82                     | 25        | 30  | S33           | 0.77                        |                   | 220                    | 35        | 25   | S52           | 1.23                        |
|                   | 82                     | 25        | 35  | S34           | 0.79                        |                   | 220                    | 35        | 30   | S53           | 1.27                        |
|                   | 82                     | 30        | 20  | S41           | 0.72                        |                   | 220                    | 35        | 40   | S55           | 1.36                        |
|                   | 100                    | 22        | 30  | S23           | 0.82                        |                   | 270                    | 22        | 60   | S29           | 1.61                        |
|                   | 100                    | 22        | 35  | S24           | 0.84                        |                   | 270                    | 25        | 50   | S37           | 1.54                        |
|                   | 100                    | 22        | 45  | S26           | 0.89                        |                   | 270                    | 30        | 40   | S45           | 1.47                        |
|                   | 100                    | 25        | 25  | S32           | 0.81                        |                   | 270                    | 30        | 45   | S46           | 1.52                        |
| 100               | 25                     | 30        | S33 | 0.85          | 270                         | 30                | 50                     | S47       | 1.58 |               |                             |
| 100               | 25                     | 40        | S35 | 0.89          | 270                         | 35                | 30                     | S53       | 1.41 |               |                             |
| 100               | 30                     | 20        | S41 | 0.80          | 270                         | 35                | 35                     | S54       | 1.46 |               |                             |
| 100               | 30                     | 25        | S42 | 0.82          | 270                         | 35                | 40                     | S55       | 1.50 |               |                             |
| 100               | 30                     | 30        | S43 | 0.87          | 330                         | 25                | 60                     | S39       | 1.88 |               |                             |
| 100               | 35                     | 20        | S51 | 0.81          | 330                         | 30                | 45                     | S46       | 1.68 |               |                             |
| 120               | 22                     | 35        | S24 | 0.92          | 330                         | 30                | 50                     | S47       | 1.71 |               |                             |
| 120               | 22                     | 40        | S25 | 0.95          | 330                         | 35                | 35                     | S54       | 1.62 |               |                             |
| 120               | 22                     | 50        | S27 | 1.00          | 330                         | 35                | 40                     | S55       | 1.66 |               |                             |
| 120               | 25                     | 30        | S33 | 0.92          | 330                         | 35                | 45                     | S56       | 1.71 |               |                             |
| 120               | 25                     | 35        | S34 | 0.95          | 390                         | 30                | 50                     | S47       | 1.77 |               |                             |
| 120               | 25                     | 40        | S35 | 0.97          | 390                         | 35                | 40                     | S55       | 1.81 |               |                             |
| 120               | 30                     | 25        | S42 | 0.90          | 390                         | 35                | 45                     | S56       | 1.86 |               |                             |
| 120               | 30                     | 30        | S43 | 0.93          | 390                         | 35                | 50                     | S57       | 1.88 |               |                             |
| 120               | 30                     | 35        | S44 | 0.97          | 470                         | 30                | 55                     | S48       | 2.09 |               |                             |
| 120               | 35                     | 20        | S51 | 0.89          | 470                         | 35                | 45                     | S56       | 2.04 |               |                             |
| 120               | 35                     | 30        | S53 | 0.94          | 470                         | 35                | 50                     | S57       | 2.06 |               |                             |
| 150               | 22                     | 40        | S25 | 1.07          | 560                         | 35                | 50                     | S57       | 2.25 |               |                             |
| 150               | 22                     | 45        | S26 | 1.09          | 560                         | 35                | 55                     | S58       | 2.33 |               |                             |
| 150               | 25                     | 35        | S34 | 1.05          | 680                         | 35                | 60                     | S59       | 2.66 |               |                             |
| 150               | 25                     | 40        | S35 | 1.08          |                             |                   |                        |           |      |               |                             |

(Note) Rated ripple current : 105°C , 120Hz

## High-Reliability, High-Ripple, Long Life Capacitors

GREEN CAP 105°C 3000hours

- High-reliability, high-ripple, long life capacitors.
- Guarantees 3000 hours at 105°C.
- Best suited to On-Board-Charger for EV, PHEV.



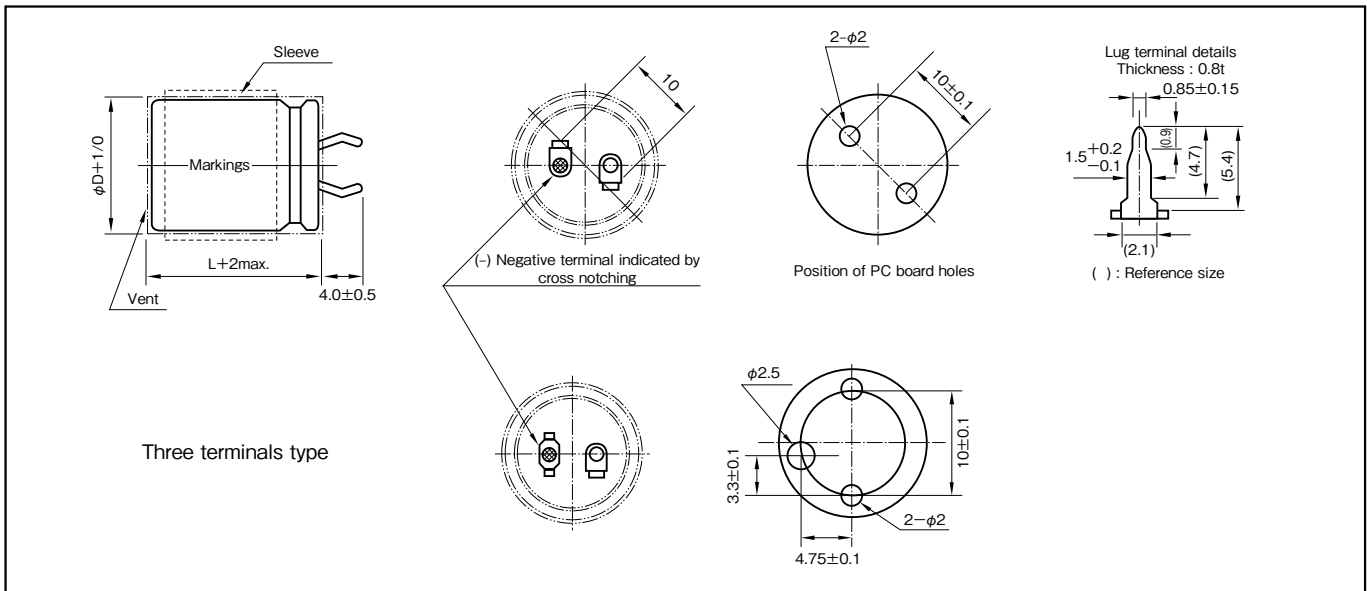
Marking color : White print on a black sleeve

### Specifications

| Item  | Performance  |                        |                   |                 |                                     |                                  |                              |                           |   |               |      |      |      |      |      |      |      |
|---|--|------------------------|-------------------|-----------------|-------------------------------------|----------------------------------|------------------------------|---------------------------|---|---------------|------|------|------|------|------|------|------|
| Category temperature range (°C)             | -40 to +105 (-25 to +105 at 160V or more)  |                        |                   |                 |                                     |                                  |                              |                           |   |               |      |      |      |      |      |      |      |
| Tolerance at rated capacitance (%)          | ±20 (20°C, 120Hz)  |                        |                   |                 |                                     |                                  |                              |                           |   |               |      |      |      |      |      |      |      |
| Leakage current (µA) (max.)                 | 3√CV (after 5 minutes) C : Rated capacitance (µF) ; V : Rated voltage (V) (20°C)   |                        |                   |                 |                                     |                                  |                              |                           |   |               |      |      |      |      |      |      |      |
| Tangent of loss angle (tanδ)                | <table border="1"> <thead> <tr> <th>Rated voltage (V)</th> <th>16</th> <th>25</th> <th>35</th> <th>50</th> <th>63 to 100</th> <th>160 to 250</th> <th>350 to 500</th> </tr> </thead> <tbody> <tr> <td>tanδ (max.)</td> <td>0.50</td> <td>0.40</td> <td>0.35</td> <td>0.30</td> <td>0.20</td> <td>0.15</td> <td>0.20</td> </tr> </tbody> </table> (20°C, 120Hz)   | Rated voltage (V)      | 16                | 25              | 35                                  | 50                               | 63 to 100                    | 160 to 250                | 350 to 500                                  | tanδ (max.)   | 0.50 | 0.40 | 0.35 | 0.30 | 0.20 | 0.15 | 0.20 |
| Rated voltage (V)                           | 16   | 25                     | 35                | 50              | 63 to 100                           | 160 to 250                       | 350 to 500                   |                           |   |               |      |      |      |      |      |      |      |
| tanδ (max.)                                 | 0.50   | 0.40                   | 0.35              | 0.30            | 0.20                                | 0.15                             | 0.20                         |                           |   |               |      |      |      |      |      |      |      |
| Characteristics at high and low temperature | <table border="1"> <thead> <tr> <th rowspan="2">Impedance ratio (max.)</th> <th colspan="2">Rated voltage (V)</th> </tr> <tr> <th>16 to 100</th> <th>160 to 500</th> </tr> </thead> <tbody> <tr> <td rowspan="2"></td> <td>Z-25°C/Z+20°C</td> <td>4</td> </tr> <tr> <td>Z-40°C/Z+20°C</td> <td>15</td> </tr> <tr> <td colspan="2"></td> <td>4</td> </tr> <tr> <td colspan="2"></td> <td>—</td> </tr> </tbody> </table> (120Hz)             | Impedance ratio (max.) | Rated voltage (V) |                 | 16 to 100                           | 160 to 500                       |                              | Z-25°C/Z+20°C             | 4   | Z-40°C/Z+20°C | 15   |      |      | 4    |      |      | —    |
| Impedance ratio (max.)                      | Rated voltage (V)  |                        |                   |                 |                                     |                                  |                              |                           |   |               |      |      |      |      |      |      |      |
|   | 16 to 100  | 160 to 500             |                   |                 |                                     |                                  |                              |                           |   |               |      |      |      |      |      |      |      |
|   | Z-25°C/Z+20°C  | 4                      |                   |                 |                                     |                                  |                              |                           |   |               |      |      |      |      |      |      |      |
|   | Z-40°C/Z+20°C  | 15                     |                   |                 |                                     |                                  |                              |                           |   |               |      |      |      |      |      |      |      |
|   |  | 4                      |                   |                 |                                     |                                  |                              |                           |   |               |      |      |      |      |      |      |      |
|   |  | —                      |                   |                 |                                     |                                  |                              |                           |   |               |      |      |      |      |      |      |      |
| Endurance (105°C) (Applied ripple current)  | <table border="1"> <tbody> <tr> <td>Test time</td> <td>3000 hours</td> </tr> <tr> <td>Leakage current</td> <td>The initial specified value or less</td> </tr> <tr> <td>Percentage of capacitance change</td> <td>Within ±20% of initial value</td> </tr> <tr> <td>Tangent of the loss angle</td> <td>200% or less of the initial specified value</td> </tr> </tbody> </table>  | Test time              | 3000 hours        | Leakage current | The initial specified value or less | Percentage of capacitance change | Within ±20% of initial value | Tangent of the loss angle | 200% or less of the initial specified value |               |      |      |      |      |      |      |      |
| Test time                                   | 3000 hours   |                        |                   |                 |                                     |                                  |                              |                           |   |               |      |      |      |      |      |      |      |
| Leakage current                             | The initial specified value or less  |                        |                   |                 |                                     |                                  |                              |                           |   |               |      |      |      |      |      |      |      |
| Percentage of capacitance change            | Within ±20% of initial value   |                        |                   |                 |                                     |                                  |                              |                           |   |               |      |      |      |      |      |      |      |
| Tangent of the loss angle                   | 200% or less of the initial specified value  |                        |                   |                 |                                     |                                  |                              |                           |   |               |      |      |      |      |      |      |      |
| Shelf life (105°C)                          | <table border="1"> <tbody> <tr> <td>Test time</td> <td>1000 hours</td> </tr> <tr> <td>Leakage current</td> <td>The initial specified value or less</td> </tr> <tr> <td>Percentage of capacitance change</td> <td>Within ±15% of initial value</td> </tr> <tr> <td>Tangent of the loss angle</td> <td>150% or less of the initial specified value</td> </tr> </tbody> </table> Voltage application treatment : According to JIS C5101-4 4.1 | Test time              | 1000 hours        | Leakage current | The initial specified value or less | Percentage of capacitance change | Within ±15% of initial value | Tangent of the loss angle | 150% or less of the initial specified value |               |      |      |      |      |      |      |      |
| Test time                                   | 1000 hours   |                        |                   |                 |                                     |                                  |                              |                           |   |               |      |      |      |      |      |      |      |
| Leakage current                             | The initial specified value or less  |                        |                   |                 |                                     |                                  |                              |                           |   |               |      |      |      |      |      |      |      |
| Percentage of capacitance change            | Within ±15% of initial value   |                        |                   |                 |                                     |                                  |                              |                           |   |               |      |      |      |      |      |      |      |
| Tangent of the loss angle                   | 150% or less of the initial specified value  |                        |                   |                 |                                     |                                  |                              |                           |   |               |      |      |      |      |      |      |      |
| Applicable standards                        | JIS C5101-1, -4 (IEC 60384-1, -4)  |                        |                   |                 |                                     |                                  |                              |                           |   |               |      |      |      |      |      |      |      |

### Outline Drawing

Unit: mm



| Part numbering system                         |   |                      |                          |                              |               |
|---|---|----------------------|--------------------------|------------------------------|---------------|
| series LAZ, standard terminal type :400V470µF |   |                      |                          |                              |               |
| LAZ   | — | 400 V                | 471                      | M                            | S54 # B       |
| Series code                                   |   | Rated voltage symbol | Rated capacitance symbol | Capacitance tolerance symbol | Casing symbol |
| series LTZ, three terminals type :400V470µF   |   |                      |                          |                              |               |
| LTZ   | — | 400 V                | 471                      | M                            | S54 # B       |
| Series code                                   |   | Rated voltage symbol | Rated capacitance symbol | Capacitance tolerance symbol | Casing symbol |

### Coefficient of Frequency for Rated Ripple Current

| Rated voltage (V) | Frequency (Hz) |     |      |      |      |
|-------------------|----------------|-----|------|------|------|
|                   | 50             | 120 | 1k   | 10k  | 30k  |
| 100 or less       | 0.95           | 1   | 1.10 | 1.15 | 1.15 |
| 160 to 250        | 0.81           | 1   | 1.32 | 1.45 | 1.50 |
| 350 or more       | 0.77           | 1   | 1.30 | 1.41 | 1.43 |



Standard Ratings

| Rated voltage (V) | Rated capacitance (µF) | Case (mm) |     | Casing Symbol | Rated ripple current (Arms) | Rated voltage (V) | Rated capacitance (µF) | Case (mm) |      | Casing Symbol | Rated ripple current (Arms) | Rated voltage (V) | Rated capacitance (µF) | Case (mm) |    | Casing Symbol | Rated ripple current (Arms) |
|-------------------|------------------------|-----------|-----|---------------|-----------------------------|-------------------|------------------------|-----------|------|---------------|-----------------------------|-------------------|------------------------|-----------|----|---------------|-----------------------------|
|                   |                        | D         | L   |               |                             |                   |                        | D         | L    |               |                             |                   |                        | D         | L  |               |                             |
| 16                | 4700                   | 22        | 20  | S21           | 1.23                        | 16                | 27000                  | 35        | 25   | S52           | 3.80                        | 25                | 10000                  | 30        | 25 | S42           | 2.48                        |
|                   | 5600                   | 22        | 20  | S21           | 1.35                        |                   | 27000                  | 35        | 30   | S53           | 3.82                        |                   | 10000                  | 35        | 20 | S51           | 2.40                        |
|                   | 6800                   | 22        | 20  | S21           | 1.48                        |                   | 33000                  | 22        | 50   | S27           | 4.00                        |                   | 12000                  | 22        | 35 | S24           | 2.59                        |
|                   | 6800                   | 22        | 25  | S22           | 1.60                        |                   | 33000                  | 25        | 45   | S36           | 4.16                        |                   | 12000                  | 22        | 40 | S25           | 2.63                        |
|                   | 6800                   | 25        | 20  | S31           | 1.53                        |                   | 33000                  | 25        | 50   | S37           | 4.21                        |                   | 12000                  | 22        | 45 | S26           | 2.69                        |
|                   | 8200                   | 22        | 25  | S22           | 1.76                        |                   | 33000                  | 30        | 35   | S44           | 4.15                        |                   | 12000                  | 25        | 30 | S33           | 2.61                        |
|                   | 8200                   | 25        | 20  | S31           | 1.68                        |                   | 33000                  | 30        | 40   | S45           | 4.23                        |                   | 12000                  | 25        | 35 | S34           | 2.67                        |
|                   | 8200                   | 30        | 20  | S41           | 1.84                        |                   | 33000                  | 30        | 45   | S46           | 4.30                        |                   | 12000                  | 25        | 40 | S35           | 2.74                        |
|                   | 10000                  | 22        | 25  | S22           | 1.94                        |                   | 33000                  | 35        | 30   | S53           | 4.22                        |                   | 12000                  | 30        | 25 | S42           | 2.59                        |
|                   | 10000                  | 22        | 30  | S23           | 1.99                        |                   | 33000                  | 35        | 35   | S54           | 4.24                        |                   | 12000                  | 30        | 30 | S43           | 2.70                        |
|                   | 10000                  | 25        | 20  | S31           | 1.85                        |                   | 39000                  | 25        | 50   | S37           | 4.58                        |                   | 12000                  | 35        | 20 | S51           | 2.63                        |
|                   | 10000                  | 25        | 25  | S32           | 1.99                        |                   | 39000                  | 30        | 40   | S45           | 4.60                        |                   | 12000                  | 35        | 25 | S52           | 2.80                        |
|                   | 10000                  | 30        | 20  | S41           | 2.03                        |                   | 39000                  | 30        | 45   | S46           | 4.67                        |                   | 15000                  | 22        | 40 | S25           | 2.94                        |
|                   | 12000                  | 22        | 30  | S23           | 2.18                        |                   | 39000                  | 30        | 50   | S47           | 4.74                        |                   | 15000                  | 22        | 45 | S26           | 3.01                        |
|                   | 12000                  | 22        | 35  | S24           | 2.28                        |                   | 39000                  | 35        | 30   | S53           | 4.59                        |                   | 15000                  | 25        | 35 | S34           | 2.99                        |
|                   | 12000                  | 25        | 25  | S32           | 2.18                        |                   | 39000                  | 35        | 35   | S54           | 4.61                        |                   | 15000                  | 25        | 40 | S35           | 3.06                        |
|                   | 12000                  | 25        | 30  | S33           | 2.30                        |                   | 39000                  | 35        | 40   | S55           | 4.72                        |                   | 15000                  | 25        | 45 | S36           | 3.15                        |
|                   | 12000                  | 30        | 20  | S41           | 2.23                        |                   | 47000                  | 30        | 45   | S46           | 5.13                        |                   | 15000                  | 30        | 30 | S43           | 3.02                        |
|                   | 12000                  | 30        | 25  | S42           | 2.38                        |                   | 47000                  | 30        | 50   | S47           | 5.20                        |                   | 15000                  | 30        | 35 | S44           | 3.13                        |
|                   | 12000                  | 35        | 20  | S51           | 2.38                        |                   | 47000                  | 35        | 35   | S54           | 5.06                        |                   | 15000                  | 35        | 25 | S52           | 3.13                        |
|                   | 15000                  | 22        | 30  | S23           | 2.44                        |                   | 47000                  | 35        | 40   | S55           | 5.18                        |                   | 15000                  | 35        | 30 | S53           | 3.22                        |
|                   | 15000                  | 22        | 35  | S24           | 2.55                        |                   | 47000                  | 35        | 45   | S56           | 5.27                        |                   | 18000                  | 22        | 45 | S26           | 3.29                        |
|                   | 15000                  | 22        | 40  | S25           | 2.64                        |                   | 56000                  | 30        | 50   | S47           | 5.68                        |                   | 18000                  | 22        | 50 | S27           | 3.44                        |
|                   | 15000                  | 25        | 25  | S32           | 2.44                        |                   | 56000                  | 35        | 40   | S55           | 5.66                        |                   | 18000                  | 25        | 40 | S35           | 3.36                        |
|                   | 15000                  | 25        | 30  | S33           | 2.57                        |                   | 56000                  | 35        | 45   | S56           | 5.75                        |                   | 18000                  | 25        | 45 | S36           | 3.45                        |
|                   | 15000                  | 25        | 35  | S34           | 2.68                        |                   | 68000                  | 35        | 45   | S56           | 6.34                        |                   | 18000                  | 25        | 50 | S37           | 3.54                        |
|                   | 15000                  | 30        | 25  | S42           | 2.66                        |                   | 68000                  | 35        | 50   | S57           | 6.59                        |                   | 18000                  | 30        | 30 | S43           | 3.31                        |
|                   | 15000                  | 35        | 20  | S51           | 2.66                        |                   | 82000                  | 35        | 50   | S57           | 7.23                        |                   | 18000                  | 30        | 35 | S44           | 3.43                        |
|                   | 18000                  | 22        | 35  | S24           | 2.79                        |                   | 3300                   | 22        | 20   | S21           | 1.21                        |                   | 18000                  | 30        | 40 | S45           | 3.54                        |
|                   | 18000                  | 22        | 40  | S25           | 2.89                        |                   | 3900                   | 22        | 20   | S21           | 1.31                        |                   | 18000                  | 35        | 25 | S52           | 3.43                        |
|                   | 18000                  | 22        | 45  | S26           | 2.98                        |                   | 4700                   | 22        | 20   | S21           | 1.44                        |                   | 18000                  | 35        | 30 | S53           | 3.53                        |
|                   | 18000                  | 25        | 30  | S33           | 2.82                        |                   | 4700                   | 22        | 25   | S22           | 1.55                        |                   | 22000                  | 22        | 50 | S27           | 3.80                        |
| 18000             | 25                     | 35        | S34 | 2.94          | 4700                        | 25                | 20                     | S31       | 1.48 | 22000         | 25                          | 45                | S36                    | 3.81      |    |               |                             |
| 18000             | 25                     | 40        | S35 | 3.04          | 5600                        | 22                | 25                     | S22       | 1.69 | 22000         | 25                          | 50                | S37                    | 3.91      |    |               |                             |
| 18000             | 30                     | 25        | S42 | 2.91          | 5600                        | 25                | 20                     | S31       | 1.61 | 22000         | 30                          | 35                | S44                    | 3.79      |    |               |                             |
| 18000             | 30                     | 30        | S43 | 3.00          | 5600                        | 30                | 20                     | S41       | 1.74 | 22000         | 30                          | 40                | S45                    | 3.91      |    |               |                             |
| 18000             | 35                     | 20        | S51 | 2.91          | 6800                        | 22                | 25                     | S22       | 1.86 | 22000         | 30                          | 45                | S46                    | 4.24      |    |               |                             |
| 18000             | 35                     | 25        | S52 | 3.10          | 6800                        | 22                | 30                     | S23       | 1.91 | 22000         | 35                          | 30                | S53                    | 3.90      |    |               |                             |
| 22000             | 22                     | 40        | S25 | 3.20          | 6800                        | 25                | 20                     | S31       | 1.78 | 22000         | 35                          | 35                | S54                    | 3.96      |    |               |                             |
| 22000             | 22                     | 45        | S26 | 3.29          | 6800                        | 25                | 25                     | S32       | 1.91 | 27000         | 25                          | 50                | S37                    | 4.34      |    |               |                             |
| 22000             | 25                     | 35        | S34 | 3.25          | 6800                        | 30                | 20                     | S41       | 1.92 | 27000         | 30                          | 40                | S45                    | 4.34      |    |               |                             |
| 22000             | 25                     | 40        | S35 | 3.36          | 8200                        | 22                | 30                     | S23       | 2.10 | 27000         | 30                          | 45                | S46                    | 4.70      |    |               |                             |
| 22000             | 25                     | 45        | S36 | 3.40          | 8200                        | 22                | 35                     | S24       | 2.14 | 27000         | 35                          | 35                | S54                    | 4.39      |    |               |                             |
| 22000             | 30                     | 30        | S43 | 3.32          | 8200                        | 25                | 25                     | S32       | 2.10 | 27000         | 35                          | 40                | S55                    | 4.56      |    |               |                             |
| 22000             | 30                     | 35        | S44 | 3.39          | 8200                        | 25                | 30                     | S33       | 2.16 | 27000         | 35                          | 45                | S56                    | 4.75      |    |               |                             |
| 22000             | 35                     | 25        | S52 | 3.43          | 8200                        | 30                | 20                     | S41       | 2.10 | 33000         | 30                          | 45                | S46                    | 5.19      |    |               |                             |
| 27000             | 22                     | 45        | S26 | 3.65          | 8200                        | 30                | 25                     | S42       | 2.25 | 33000         | 30                          | 50                | S47                    | 5.30      |    |               |                             |
| 27000             | 22                     | 50        | S27 | 3.70          | 8200                        | 35                | 20                     | S51       | 2.17 | 33000         | 35                          | 35                | S54                    | 4.85      |    |               |                             |
| 27000             | 25                     | 40        | S35 | 3.72          | 10000                       | 22                | 30                     | S23       | 2.32 | 33000         | 35                          | 40                | S55                    | 5.04      |    |               |                             |
| 27000             | 25                     | 45        | S36 | 3.77          | 10000                       | 22                | 35                     | S24       | 2.36 | 33000         | 35                          | 50                | S57                    | 5.39      |    |               |                             |
| 27000             | 25                     | 50        | S37 | 3.81          | 10000                       | 22                | 40                     | S25       | 2.40 | 39000         | 30                          | 50                | S47                    | 5.58      |    |               |                             |
| 27000             | 30                     | 30        | S43 | 3.67          | 10000                       | 25                | 25                     | S32       | 2.32 | 39000         | 35                          | 40                | S55                    | 5.48      |    |               |                             |
| 27000             | 30                     | 35        | S44 | 3.76          | 10000                       | 25                | 30                     | S33       | 2.39 | 39000         | 35                          | 45                | S56                    | 5.71      |    |               |                             |
| 27000             | 30                     | 40        | S45 | 3.83          | 10000                       | 25                | 35                     | S34       | 2.44 | 47000         | 35                          | 50                | S57                    | 6.43      |    |               |                             |

(Note) Rated ripple current : 105°C , 120Hz

• The standard ratings follow the next page.

Standard Ratings

|           | Rated voltage (V) | Rated capacitance (μF) | Case (mm) |      | Casing Symbol | Rated ripple current (Arms) | Rated voltage (V) | Rated capacitance (μF) | Case (mm) |       | Casing Symbol | Rated ripple current (Arms) | Rated voltage (V) | Rated capacitance (μF) | Case (mm) |    | Casing Symbol | Rated ripple current (Arms) |
|-----------|-------------------|------------------------|-----------|------|---------------|-----------------------------|-------------------|------------------------|-----------|-------|---------------|-----------------------------|-------------------|------------------------|-----------|----|---------------|-----------------------------|
|           |                   |                        | D         | L    |               |                             |                   |                        | D         | L     |               |                             |                   |                        | D         | L  |               |                             |
| ALUMINIUM | 35                | 2200                   | 22        | 20   | S21           | 1.08                        | 35                | 12000                  | 35        | 25    | S52           | 3.14                        | 50                | 4700                   | 22        | 45 | S26           | 2.56                        |
|           |                   | 2700                   | 22        | 20   | S21           | 1.20                        |                   | 12000                  | 35        | 30    | S53           | 3.20                        |                   | 4700                   | 25        | 30 | S33           | 2.39                        |
|           |                   | 3300                   | 22        | 20   | S21           | 1.33                        |                   | 15000                  | 25        | 45    | S36           | 3.58                        |                   | 4700                   | 25        | 35 | S34           | 2.50                        |
|           |                   | 3300                   | 22        | 25   | S22           | 1.43                        |                   | 15000                  | 25        | 50    | S37           | 3.64                        |                   | 4700                   | 30        | 25 | S42           | 2.44                        |
|           |                   | 3300                   | 25        | 20   | S31           | 1.39                        |                   | 15000                  | 30        | 35    | S44           | 3.58                        |                   | 4700                   | 30        | 30 | S43           | 2.58                        |
|           |                   | 3900                   | 22        | 25   | S22           | 1.55                        |                   | 15000                  | 30        | 40    | S45           | 3.67                        |                   | 4700                   | 35        | 20 | S51           | 2.51                        |
|           |                   | 3900                   | 22        | 30   | S23           | 1.65                        |                   | 15000                  | 30        | 45    | S46           | 3.74                        |                   | 4700                   | 35        | 25 | S52           | 2.67                        |
|           |                   | 3900                   | 25        | 20   | S31           | 1.51                        |                   | 15000                  | 35        | 30    | S53           | 3.58                        |                   | 5600                   | 22        | 40 | S25           | 2.70                        |
|           |                   | 3900                   | 30        | 20   | S41           | 1.65                        |                   | 15000                  | 35        | 35    | S54           | 3.69                        |                   | 5600                   | 22        | 45 | S26           | 2.79                        |
|           |                   | 4700                   | 22        | 25   | S22           | 1.71                        |                   | 18000                  | 25        | 50    | S37           | 3.99                        |                   | 5600                   | 22        | 50 | S27           | 2.89                        |
|           |                   | 4700                   | 22        | 30   | S23           | 1.81                        |                   | 18000                  | 30        | 40    | S45           | 4.02                        |                   | 5600                   | 25        | 35 | S34           | 2.73                        |
|           |                   | 4700                   | 25        | 20   | S31           | 1.66                        |                   | 18000                  | 30        | 45    | S46           | 4.10                        |                   | 5600                   | 25        | 40 | S35           | 2.81                        |
|           |                   | 4700                   | 25        | 25   | S32           | 1.78                        |                   | 18000                  | 35        | 30    | S53           | 3.92                        |                   | 5600                   | 25        | 40 | S35           | 2.81                        |
|           |                   | 4700                   | 30        | 20   | S41           | 1.82                        |                   | 18000                  | 35        | 35    | S54           | 4.04                        |                   | 5600                   | 30        | 25 | S42           | 2.66                        |
|           |                   | 5600                   | 22        | 30   | S23           | 1.98                        |                   | 18000                  | 35        | 40    | S55           | 4.16                        |                   | 5600                   | 30        | 30 | S43           | 2.82                        |
|           |                   | 5600                   | 22        | 35   | S24           | 2.02                        |                   | 18000                  | 35        | 45    | S56           | 4.24                        |                   | 5600                   | 30        | 35 | S44           | 2.95                        |
|           |                   | 5600                   | 25        | 25   | S32           | 1.94                        |                   | 22000                  | 30        | 45    | S46           | 4.53                        |                   | 5600                   | 35        | 25 | S52           | 2.91                        |
|           |                   | 5600                   | 25        | 30   | S33           | 2.04                        |                   | 22000                  | 30        | 50    | S47           | 4.71                        |                   | 6800                   | 22        | 45 | S26           | 3.08                        |
|           |                   | 5600                   | 30        | 20   | S41           | 1.98                        |                   | 22000                  | 35        | 35    | S54           | 4.47                        |                   | 6800                   | 22        | 50 | S27           | 3.18                        |
|           |                   | 5600                   | 30        | 25   | S42           | 2.12                        |                   | 22000                  | 35        | 40    | S55           | 4.60                        |                   | 6800                   | 25        | 40 | S35           | 3.10                        |
|           |                   | 5600                   | 35        | 20   | S51           | 2.16                        |                   | 22000                  | 35        | 50    | S57           | 4.92                        |                   | 6800                   | 25        | 45 | S36           | 3.24                        |
|           |                   | 6800                   | 22        | 35   | S24           | 2.23                        |                   | 27000                  | 30        | 50    | S47           | 5.22                        |                   | 6800                   | 25        | 50 | S37           | 3.37                        |
|           |                   | 6800                   | 22        | 40   | S25           | 2.28                        |                   | 27000                  | 35        | 40    | S55           | 5.09                        |                   | 6800                   | 30        | 30 | S43           | 3.10                        |
|           |                   | 6800                   | 25        | 25   | S32           | 2.14                        |                   | 27000                  | 35        | 45    | S56           | 5.24                        |                   | 6800                   | 30        | 35 | S44           | 3.25                        |
|           |                   | 6800                   | 25        | 30   | S33           | 2.25                        |                   | 27000                  | 35        | 45    | S56           | 5.80                        |                   | 6800                   | 30        | 40 | S45           | 3.39                        |
|           |                   | 6800                   | 25        | 35   | S34           | 2.31                        |                   | 33000                  | 35        | 45    | S56           | 5.80                        |                   | 6800                   | 30        | 40 | S45           | 3.39                        |
|           |                   | 6800                   | 25        | 35   | S34           | 2.31                        |                   | 33000                  | 35        | 50    | S57           | 6.03                        |                   | 6800                   | 35        | 25 | S52           | 3.21                        |
|           |                   | 6800                   | 30        | 25   | S42           | 2.34                        |                   | 1200                   | 22        | 20    | S21           | 0.99                        |                   | 6800                   | 35        | 30 | S53           | 3.31                        |
|           |                   | 8200                   | 22        | 35   | S24           | 2.44                        |                   | 1500                   | 22        | 20    | S21           | 1.11                        |                   | 8200                   | 22        | 50 | S27           | 3.50                        |
|           |                   | 8200                   | 22        | 40   | S25           | 2.50                        |                   | 1800                   | 22        | 20    | S21           | 1.22                        |                   | 8200                   | 25        | 40 | S35           | 3.40                        |
|           |                   | 8200                   | 22        | 50   | S27           | 2.67                        |                   | 1800                   | 22        | 25    | S22           | 1.31                        |                   | 8200                   | 25        | 45 | S36           | 3.56                        |
|           |                   | 8200                   | 25        | 30   | S33           | 2.47                        |                   | 1800                   | 25        | 20    | S31           | 1.29                        |                   | 8200                   | 30        | 35 | S44           | 3.57                        |
|           |                   | 8200                   | 25        | 35   | S34           | 2.54                        |                   | 2200                   | 22        | 25    | S22           | 1.45                        |                   | 8200                   | 30        | 40 | S45           | 3.72                        |
|           |                   | 8200                   | 25        | 40   | S35           | 2.60                        |                   | 2200                   | 25        | 20    | S31           | 1.43                        |                   | 8200                   | 30        | 45 | S46           | 3.89                        |
|           |                   | 8200                   | 30        | 25   | S42           | 2.45                        |                   | 2700                   | 22        | 25    | S22           | 1.60                        |                   | 8200                   | 35        | 30 | S53           | 3.63                        |
| 8200      | 30                | 30                     | S43       | 2.56 | 2700          | 22                          | 30                | S23                    | 1.70      | 8200  | 35            | 35                          | S54               | 3.66                   |           |    |               |                             |
| 8200      | 35                | 20                     | S51       | 2.61 | 2700          | 25                          | 20                | S31                    | 1.58      | 10000 | 25            | 45                          | S36               | 3.93                   |           |    |               |                             |
| 8200      | 35                | 25                     | S52       | 2.78 | 2700          | 25                          | 25                | S32                    | 1.70      | 10000 | 25            | 50                          | S37               | 4.09                   |           |    |               |                             |
| 10000     | 22                | 40                     | S25       | 2.76 | 2700          | 30                          | 20                | S41                    | 1.73      | 10000 | 30            | 40                          | S45               | 3.90                   |           |    |               |                             |
| 10000     | 22                | 45                     | S26       | 2.83 | 3300          | 22                          | 30                | S23                    | 1.88      | 10000 | 30            | 45                          | S46               | 4.00                   |           |    |               |                             |
| 10000     | 25                | 35                     | S34       | 2.80 | 3300          | 22                          | 35                | S24                    | 1.98      | 10000 | 30            | 50                          | S47               | 4.27                   |           |    |               |                             |
| 10000     | 25                | 40                     | S35       | 2.87 | 3300          | 25                          | 25                | S32                    | 1.88      | 10000 | 35            | 30                          | S53               | 4.01                   |           |    |               |                             |
| 10000     | 25                | 45                     | S36       | 2.92 | 3300          | 25                          | 30                | S33                    | 2.00      | 10000 | 35            | 35                          | S54               | 4.05                   |           |    |               |                             |
| 10000     | 30                | 30                     | S43       | 2.83 | 3300          | 30                          | 20                | S41                    | 1.91      | 10000 | 35            | 40                          | S55               | 4.07                   |           |    |               |                             |
| 10000     | 30                | 35                     | S44       | 2.92 | 3300          | 35                          | 20                | S51                    | 2.10      | 10000 | 35            | 40                          | S55               | 4.07                   |           |    |               |                             |
| 10000     | 35                | 25                     | S52       | 3.07 | 3900          | 22                          | 30                | S23                    | 2.04      | 12000 | 30            | 45                          | S46               | 4.30                   |           |    |               |                             |
| 12000     | 22                | 45                     | S26       | 3.09 | 3900          | 22                          | 35                | S24                    | 2.15      | 12000 | 30            | 50                          | S47               | 4.68                   |           |    |               |                             |
| 12000     | 22                | 50                     | S27       | 3.23 | 3900          | 22                          | 40                | S25                    | 2.25      | 12000 | 35            | 35                          | S54               | 4.43                   |           |    |               |                             |
| 12000     | 25                | 40                     | S35       | 3.15 | 3900          | 25                          | 25                | S32                    | 2.04      | 12000 | 35            | 40                          | S55               | 4.46                   |           |    |               |                             |
| 12000     | 25                | 45                     | S36       | 3.20 | 3900          | 25                          | 30                | S33                    | 2.17      | 12000 | 35            | 45                          | S56               | 4.50                   |           |    |               |                             |
| 12000     | 25                | 50                     | S37       | 3.26 | 3900          | 25                          | 35                | S34                    | 2.28      | 15000 | 30            | 50                          | S47               | 4.95                   |           |    |               |                             |
| 12000     | 30                | 30                     | S43       | 3.10 | 3900          | 25                          | 35                | S34                    | 2.28      | 15000 | 35            | 40                          | S55               | 4.98                   |           |    |               |                             |
| 12000     | 30                | 35                     | S44       | 3.20 | 3900          | 30                          | 20                | S41                    | 2.08      | 15000 | 35            | 45                          | S56               | 5.03                   |           |    |               |                             |
| 12000     | 30                | 40                     | S45       | 3.28 | 3900          | 30                          | 25                | S42                    | 2.22      | 18000 | 35            | 45                          | S56               | 5.51                   |           |    |               |                             |
|           |                   |                        |           |      | 4700          | 35                          | 20                | S51                    | 2.28      | 18000 | 35            | 50                          | S57               | 5.73                   |           |    |               |                             |
|           |                   |                        |           |      | 4700          | 22                          | 35                | S24                    | 2.36      | 22000 | 35            | 50                          | S57               | 6.33                   |           |    |               |                             |
|           |                   |                        |           |      | 4700          | 22                          | 40                | S25                    | 2.47      |       |               |                             |                   |                        |           |    |               |                             |

(Note) Rated ripple current : 105°C , 120Hz

Standard Ratings

| Rated voltage (V) | Rated capacitance (μF) | Case (mm) |     | Casing Symbol | Rated ripple current (Arms) | Rated voltage (V) | Rated capacitance (μF) | Case (mm) |      | Casing Symbol | Rated ripple current (Arms) | Rated voltage (V) | Rated capacitance (μF) | Case (mm) |    | Casing Symbol | Rated ripple current (Arms) |
|-------------------|------------------------|-----------|-----|---------------|-----------------------------|-------------------|------------------------|-----------|------|---------------|-----------------------------|-------------------|------------------------|-----------|----|---------------|-----------------------------|
|                   |                        | D         | L   |               |                             |                   |                        | D         | L    |               |                             |                   |                        | D         | L  |               |                             |
| 63                | 820                    | 22        | 20  | S21           | 0.96                        | 63                | 4700                   | 35        | 30   | S53           | 2.83                        | 80                | 2200                   | 22        | 40 | S25           | 2.02                        |
|                   | 1000                   | 22        | 20  | S21           | 1.06                        |                   | 5600                   | 25        | 45   | S36           | 3.04                        |                   | 2200                   | 22        | 45 | S26           | 2.09                        |
|                   | 1200                   | 22        | 20  | S21           | 1.11                        |                   | 5600                   | 25        | 50   | S37           | 3.14                        |                   | 2200                   | 25        | 30 | S33           | 1.96                        |
|                   | 1200                   | 22        | 25  | S22           | 1.25                        |                   | 5600                   | 30        | 35   | S44           | 3.06                        |                   | 2200                   | 25        | 35 | S34           | 2.01                        |
|                   | 1200                   | 25        | 20  | S31           | 1.16                        |                   | 5600                   | 30        | 40   | S45           | 3.17                        |                   | 2200                   | 25        | 35 | S34           | 2.01                        |
|                   | 1500                   | 22        | 25  | S22           | 1.40                        |                   | 5600                   | 30        | 45   | S46           | 3.28                        |                   | 2200                   | 30        | 25 | S42           | 2.00                        |
|                   | 1500                   | 25        | 20  | S31           | 1.29                        |                   | 5600                   | 30        | 45   | S46           | 3.28                        |                   | 2200                   | 30        | 30 | S43           | 2.10                        |
|                   | 1800                   | 22        | 25  | S22           | 1.46                        |                   | 5600                   | 35        | 30   | S53           | 3.09                        |                   | 2200                   | 35        | 20 | S51           | 2.04                        |
|                   | 1800                   | 22        | 30  | S23           | 1.60                        |                   | 5600                   | 35        | 35   | S54           | 3.24                        |                   | 2200                   | 35        | 25 | S52           | 2.17                        |
|                   | 1800                   | 25        | 20  | S31           | 1.42                        |                   | 6800                   | 25        | 50   | S37           | 3.46                        |                   | 2700                   | 22        | 40 | S25           | 2.24                        |
|                   | 1800                   | 25        | 25  | S32           | 1.52                        |                   | 6800                   | 30        | 40   | S45           | 3.49                        |                   | 2700                   | 22        | 45 | S26           | 2.32                        |
|                   | 1800                   | 30        | 20  | S41           | 1.47                        |                   | 6800                   | 30        | 45   | S46           | 3.61                        |                   | 2700                   | 25        | 35 | S34           | 2.23                        |
|                   | 2200                   | 22        | 30  | S23           | 1.68                        |                   | 6800                   | 30        | 50   | S47           | 3.73                        |                   | 2700                   | 25        | 40 | S35           | 2.32                        |
|                   | 2200                   | 22        | 35  | S24           | 1.73                        |                   | 6800                   | 35        | 30   | S53           | 3.40                        |                   | 2700                   | 25        | 45 | S36           | 2.43                        |
|                   | 2200                   | 25        | 25  | S32           | 1.68                        |                   | 6800                   | 35        | 35   | S54           | 3.57                        |                   | 2700                   | 30        | 25 | S42           | 2.22                        |
|                   | 2200                   | 25        | 30  | S33           | 1.75                        |                   | 6800                   | 35        | 40   | S55           | 3.71                        |                   | 2700                   | 30        | 30 | S43           | 2.33                        |
|                   | 2200                   | 25        | 30  | S33           | 1.75                        |                   | 8200                   | 30        | 45   | S46           | 3.97                        |                   | 2700                   | 30        | 35 | S44           | 2.43                        |
|                   | 2200                   | 30        | 20  | S41           | 1.63                        |                   | 8200                   | 30        | 50   | S47           | 4.10                        |                   | 2700                   | 35        | 25 | S52           | 2.40                        |
|                   | 2200                   | 35        | 20  | S51           | 1.85                        |                   | 8200                   | 35        | 35   | S54           | 3.92                        |                   | 3300                   | 22        | 45 | S26           | 2.56                        |
|                   | 2700                   | 22        | 30  | S23           | 1.86                        |                   | 8200                   | 35        | 40   | S55           | 4.07                        |                   | 3300                   | 22        | 50 | S27           | 2.67                        |
|                   | 2700                   | 22        | 35  | S24           | 1.92                        |                   | 8200                   | 35        | 45   | S56           | 4.16                        |                   | 3300                   | 25        | 35 | S34           | 2.46                        |
|                   | 2700                   | 25        | 25  | S32           | 1.86                        |                   | 10000                  | 30        | 50   | S47           | 4.52                        |                   | 3300                   | 25        | 40 | S35           | 2.57                        |
|                   | 2700                   | 25        | 30  | S33           | 1.94                        |                   | 10000                  | 35        | 40   | S55           | 4.50                        |                   | 3300                   | 25        | 50 | S37           | 2.76                        |
|                   | 2700                   | 25        | 35  | S34           | 1.99                        |                   | 10000                  | 35        | 45   | S56           | 4.59                        |                   | 3300                   | 25        | 50 | S37           | 2.76                        |
|                   | 2700                   | 30        | 20  | S41           | 1.81                        |                   | 10000                  | 35        | 50   | S57           | 4.69                        |                   | 3300                   | 30        | 30 | S43           | 2.57                        |
|                   | 2700                   | 30        | 25  | S42           | 1.93                        |                   | 12000                  | 35        | 45   | S56           | 5.03                        |                   | 3300                   | 30        | 35 | S44           | 2.69                        |
|                   | 2700                   | 35        | 20  | S51           | 2.05                        |                   | 12000                  | 35        | 50   | S57           | 5.14                        |                   | 3300                   | 30        | 40 | S45           | 2.78                        |
|                   | 3300                   | 22        | 35  | S24           | 2.12                        |                   | 15000                  | 35        | 50   | S57           | 5.74                        |                   | 3300                   | 35        | 25 | S52           | 2.66                        |
|                   | 3300                   | 22        | 40  | S25           | 2.18                        |                   |                        |           |      |               |                             |                   | 3300                   | 35        | 30 | S53           | 2.71                        |
|                   | 3300                   | 22        | 50  | S27           | 2.32                        |                   | 560                    | 22        | 20   | S21           | 0.85                        |                   | 3900                   | 22        | 50 | S27           | 2.90                        |
|                   | 3300                   | 25        | 30  | S33           | 2.14                        |                   | 680                    | 22        | 20   | S21           | 0.94                        |                   | 3900                   | 25        | 40 | S35           | 2.79                        |
|                   | 3300                   | 25        | 35  | S34           | 2.20                        |                   | 820                    | 22        | 20   | S21           | 1.03                        |                   | 3900                   | 25        | 45 | S36           | 2.92                        |
| 3300              | 25                     | 40        | S35 | 2.27          | 820                         | 22                | 25                     | S22       | 1.11 | 3900          | 30                          | 35                | S44                    | 2.92      |    |               |                             |
| 3300              | 30                     | 25        | S42 | 2.13          | 820                         | 25                | 20                     | S31       | 1.07 | 3900          | 30                          | 40                | S45                    | 3.02      |    |               |                             |
| 3300              | 30                     | 30        | S43 | 2.24          | 1000                        | 22                | 25                     | S22       | 1.23 | 3900          | 30                          | 45                | S46                    | 3.12      |    |               |                             |
| 3300              | 35                     | 20        | S51 | 2.26          | 1000                        | 25                | 20                     | S31       | 1.18 | 3900          | 35                          | 30                | S53                    | 2.95      |    |               |                             |
| 3300              | 35                     | 25        | S52 | 2.41          | 1200                        | 22                | 25                     | S22       | 1.34 | 3900          | 35                          | 35                | S54                    | 3.07      |    |               |                             |
| 3900              | 22                     | 40        | S25 | 2.37          | 1200                        | 22                | 30                     | S23       | 1.39 | 4700          | 25                          | 50                | S37                    | 3.29      |    |               |                             |
| 3900              | 22                     | 45        | S26 | 2.42          | 1200                        | 25                | 20                     | S31       | 1.29 | 4700          | 30                          | 40                | S45                    | 3.32      |    |               |                             |
| 3900              | 25                     | 35        | S34 | 2.39          | 1200                        | 25                | 25                     | S32       | 1.39 | 4700          | 30                          | 45                | S46                    | 3.43      |    |               |                             |
| 3900              | 25                     | 40        | S35 | 2.47          | 1200                        | 30                | 20                     | S41       | 1.38 | 4700          | 30                          | 50                | S47                    | 3.56      |    |               |                             |
| 3900              | 25                     | 45        | S36 | 2.54          | 1500                        | 22                | 30                     | S23       | 1.55 | 4700          | 35                          | 30                | S53                    | 3.23      |    |               |                             |
| 3900              | 30                     | 25        | S42 | 2.32          | 1500                        | 22                | 35                     | S24       | 1.61 | 4700          | 35                          | 35                | S54                    | 3.37      |    |               |                             |
| 3900              | 30                     | 30        | S43 | 2.44          | 1500                        | 25                | 25                     | S32       | 1.55 | 4700          | 35                          | 40                | S55                    | 3.50      |    |               |                             |
| 3900              | 30                     | 35        | S44 | 2.55          | 1500                        | 25                | 30                     | S33       | 1.62 | 4700          | 35                          | 40                | S55                    | 3.50      |    |               |                             |
| 3900              | 35                     | 25        | S52 | 2.62          | 1500                        | 30                | 20                     | S41       | 1.55 | 5600          | 30                          | 45                | S46                    | 3.74      |    |               |                             |
| 4700              | 22                     | 45        | S26 | 2.65          | 1500                        | 30                | 20                     | S41       | 1.55 | 5600          | 30                          | 50                | S47                    | 3.89      |    |               |                             |
| 4700              | 22                     | 50        | S27 | 2.77          | 1500                        | 35                | 20                     | S51       | 1.68 | 5600          | 35                          | 35                | S54                    | 3.68      |    |               |                             |
| 4700              | 25                     | 40        | S35 | 2.71          | 1800                        | 22                | 30                     | S23       | 1.70 | 5600          | 35                          | 40                | S55                    | 3.82      |    |               |                             |
| 4700              | 25                     | 45        | S36 | 2.79          | 1800                        | 22                | 35                     | S24       | 1.76 | 5600          | 35                          | 45                | S56                    | 3.87      |    |               |                             |
| 4700              | 25                     | 50        | S37 | 2.88          | 1800                        | 22                | 40                     | S25       | 1.83 | 6800          | 30                          | 50                | S47                    | 4.03      |    |               |                             |
| 4700              | 30                     | 30        | S43 | 2.67          | 1800                        | 25                | 25                     | S32       | 1.70 | 6800          | 35                          | 40                | S55                    | 3.93      |    |               |                             |
| 4700              | 30                     | 35        | S44 | 2.80          | 1800                        | 25                | 30                     | S33       | 1.77 | 6800          | 35                          | 45                | S56                    | 4.03      |    |               |                             |
| 4700              | 30                     | 40        | S45 | 2.90          | 1800                        | 30                | 20                     | S41       | 1.69 | 6800          | 35                          | 50                | S57                    | 4.19      |    |               |                             |
| 4700              | 35                     | 25        | S52 | 2.72          | 1800                        | 30                | 25                     | S42       | 1.81 | 8200          | 35                          | 45                | S56                    | 4.32      |    |               |                             |
|                   |                        |           |     |               | 2200                        | 22                | 35                     | S24       | 1.95 | 8200          | 35                          | 50                | S57                    | 4.60      |    |               |                             |
|                   |                        |           |     |               |                             |                   |                        |           |      | 10000         | 35                          | 50                | S57                    | 5.08      |    |               |                             |

(Note) Rated ripple current : 105°C , 120Hz

• The standard ratings follow the next page.

### Standard Ratings

| Rated voltage (V) | Rated capacitance (μF) | Case (mm) |     | Casing Symbol | Rated ripple current (Arms) | Rated voltage (V) | Rated capacitance (μF) | Case (mm) |      | Casing Symbol | Rated ripple current (Arms) |
|-------------------|------------------------|-----------|-----|---------------|-----------------------------|-------------------|------------------------|-----------|------|---------------|-----------------------------|
|                   |                        | D         | L   |               |                             |                   |                        | D         | L    |               |                             |
| 100               | 390                    | 22        | 20  | S21           | 0.83                        | 100               | 1800                   | 25        | 45   | S36           | 2.28                        |
|                   | 470                    | 22        | 20  | S21           | 0.91                        |                   | 1800                   | 30        | 25   | S42           | 2.09                        |
|                   | 560                    | 22        | 20  | S21           | 0.99                        |                   | 1800                   | 30        | 30   | S43           | 2.19                        |
|                   | 560                    | 22        | 25  | S22           | 1.07                        |                   | 1800                   | 30        | 35   | S44           | 2.27                        |
|                   | 560                    | 25        | 20  | S31           | 1.04                        |                   | 1800                   | 35        | 25   | S52           | 2.27                        |
|                   | 680                    | 22        | 25  | S22           | 1.18                        |                   | 2200                   | 22        | 45   | S26           | 2.41                        |
|                   | 680                    | 25        | 20  | S31           | 1.14                        |                   | 2200                   | 22        | 50   | S27           | 2.52                        |
|                   | 820                    | 22        | 25  | S22           | 1.29                        |                   | 2200                   | 25        | 40   | S35           | 2.46                        |
|                   | 820                    | 22        | 30  | S23           | 1.35                        |                   | 2200                   | 25        | 45   | S36           | 2.52                        |
|                   | 820                    | 25        | 20  | S31           | 1.26                        |                   | 2200                   | 25        | 50   | S37           | 2.57                        |
|                   | 820                    | 25        | 25  | S32           | 1.35                        |                   | 2200                   | 30        | 30   | S43           | 2.42                        |
|                   | 820                    | 30        | 20  | S41           | 1.32                        |                   | 2200                   | 30        | 35   | S44           | 2.51                        |
|                   | 1000                   | 22        | 30  | S23           | 1.49                        |                   | 2200                   | 30        | 40   | S45           | 2.59                        |
|                   | 1000                   | 22        | 35  | S24           | 1.54                        |                   | 2200                   | 35        | 25   | S52           | 2.51                        |
|                   | 1000                   | 25        | 25  | S32           | 1.49                        |                   | 2200                   | 35        | 30   | S53           | 2.56                        |
|                   | 1000                   | 25        | 30  | S33           | 1.56                        |                   | 2700                   | 25        | 45   | S36           | 2.79                        |
|                   | 1000                   | 30        | 20  | S41           | 1.46                        |                   | 2700                   | 25        | 50   | S37           | 2.85                        |
|                   | 1000                   | 35        | 20  | S51           | 1.59                        |                   | 2700                   | 30        | 35   | S44           | 2.78                        |
|                   | 1200                   | 22        | 30  | S23           | 1.63                        |                   | 2700                   | 30        | 40   | S45           | 2.87                        |
|                   | 1200                   | 22        | 35  | S24           | 1.69                        |                   | 2700                   | 30        | 45   | S46           | 2.94                        |
|                   | 1200                   | 22        | 40  | S25           | 1.74                        |                   | 2700                   | 35        | 30   | S53           | 2.79                        |
|                   | 1200                   | 25        | 25  | S32           | 1.63                        |                   | 2700                   | 35        | 35   | S54           | 2.90                        |
|                   | 1200                   | 25        | 30  | S33           | 1.71                        |                   | 3300                   | 25        | 50   | S37           | 3.15                        |
|                   | 1200                   | 25        | 35  | S34           | 1.76                        |                   | 3300                   | 30        | 40   | S45           | 3.17                        |
|                   | 1200                   | 30        | 20  | S41           | 1.60                        |                   | 3300                   | 30        | 45   | S46           | 3.25                        |
|                   | 1200                   | 30        | 25  | S42           | 1.71                        |                   | 3300                   | 30        | 50   | S47           | 3.32                        |
|                   | 1200                   | 35        | 20  | S51           | 1.74                        |                   | 3300                   | 35        | 30   | S53           | 3.09                        |
|                   | 1500                   | 22        | 35  | S24           | 1.89                        |                   | 3300                   | 35        | 35   | S54           | 3.21                        |
|                   | 1500                   | 22        | 40  | S25           | 1.95                        |                   | 3300                   | 35        | 40   | S55           | 3.31                        |
|                   | 1500                   | 22        | 45  | S26           | 1.99                        |                   | 3900                   | 30        | 45   | S46           | 3.53                        |
| 1500              | 25                     | 30        | S33 | 1.91          | 3900                        | 30                | 50                     | S47       | 3.61 |               |                             |
| 1500              | 25                     | 35        | S34 | 1.97          | 3900                        | 35                | 35                     | S54       | 3.49 |               |                             |
| 1500              | 25                     | 40        | S35 | 2.03          | 3900                        | 35                | 40                     | S55       | 3.60 |               |                             |
| 1500              | 30                     | 25        | S42 | 1.91          | 3900                        | 35                | 45                     | S56       | 3.69 |               |                             |
| 1500              | 30                     | 30        | S43 | 2.00          | 4700                        | 30                | 50                     | S47       | 3.96 |               |                             |
| 1500              | 35                     | 20        | S51 | 1.94          | 4700                        | 35                | 40                     | S55       | 3.95 |               |                             |
| 1500              | 35                     | 25        | S52 | 2.07          | 4700                        | 35                | 45                     | S56       | 4.05 |               |                             |
| 1800              | 22                     | 40        | S25 | 2.13          | 4700                        | 35                | 50                     | S57       | 4.14 |               |                             |
| 1800              | 22                     | 45        | S26 | 2.18          | 5600                        | 35                | 45                     | S56       | 4.42 |               |                             |
| 1800              | 25                     | 35        | S34 | 2.16          | 5600                        | 35                | 50                     | S57       | 4.52 |               |                             |
| 1800              | 25                     | 40        | S35 | 2.22          | 6800                        | 35                | 50                     | S57       | 4.98 |               |                             |

(Note) Rated ripple current : 105°C , 120Hz

Standard Ratings

| Rated voltage (V) | Rated capacitance (µF) | Case (mm) |     | Casing Symbol | Rated ripple current (Arms) | Rated voltage (V) | Rated capacitance (µF) | Case (mm) |      | Casing Symbol | Rated ripple current (Arms) | Rated voltage (V) | Rated capacitance (µF) | Case (mm) |    | Casing Symbol | Rated ripple current (Arms) |
|-------------------|------------------------|-----------|-----|---------------|-----------------------------|-------------------|------------------------|-----------|------|---------------|-----------------------------|-------------------|------------------------|-----------|----|---------------|-----------------------------|
|                   |                        | D         | L   |               |                             |                   |                        | D         | L    |               |                             |                   |                        | D         | L  |               |                             |
| 160               | 180                    | 22        | 20  | S21           | 0.82                        | 160               | 1200                   | 35        | 25   | S52           | 2.69                        | 180               | 560                    | 30        | 25 | S42           | 1.69                        |
|                   | 220                    | 22        | 20  | S21           | 0.90                        |                   | 1200                   | 35        | 30   | S53           | 2.95                        |                   | 560                    | 35        | 20 | S51           | 1.66                        |
|                   | 220                    | 25        | 20  | S31           | 1.02                        |                   | 1500                   | 22        | 60   | S29           | 3.41                        |                   | 680                    | 22        | 35 | S24           | 1.90                        |
|                   | 270                    | 22        | 20  | S21           | 1.00                        |                   | 1500                   | 25        | 45   | S36           | 3.25                        |                   | 680                    | 22        | 40 | S25           | 1.97                        |
|                   | 270                    | 25        | 20  | S31           | 1.13                        |                   | 1500                   | 25        | 50   | S37           | 3.38                        |                   | 680                    | 22        | 45 | S26           | 2.01                        |
|                   | 330                    | 22        | 20  | S21           | 1.10                        |                   | 1500                   | 30        | 35   | S44           | 3.10                        |                   | 680                    | 22        | 50 | S27           | 2.06                        |
|                   | 330                    | 22        | 25  | S22           | 1.24                        |                   | 1500                   | 30        | 40   | S45           | 3.21                        |                   | 680                    | 25        | 30 | S33           | 1.91                        |
|                   | 330                    | 25        | 20  | S31           | 1.25                        |                   | 1500                   | 30        | 45   | S46           | 3.57                        |                   | 680                    | 25        | 35 | S34           | 1.95                        |
|                   | 390                    | 22        | 25  | S22           | 1.35                        |                   | 1500                   | 35        | 30   | S53           | 3.06                        |                   | 680                    | 25        | 40 | S35           | 2.01                        |
|                   | 390                    | 22        | 30  | S23           | 1.41                        |                   | 1500                   | 35        | 35   | S54           | 3.21                        |                   | 680                    | 30        | 25 | S42           | 1.86                        |
|                   | 390                    | 25        | 20  | S31           | 1.36                        |                   | 1800                   | 25        | 55   | S38           | 3.84                        |                   | 680                    | 30        | 30 | S43           | 1.97                        |
|                   | 390                    | 25        | 25  | S32           | 1.45                        |                   | 1800                   | 30        | 40   | S45           | 3.52                        |                   | 680                    | 35        | 20 | S51           | 1.83                        |
|                   | 390                    | 30        | 20  | S41           | 1.37                        |                   | 1800                   | 30        | 45   | S46           | 3.91                        |                   | 680                    | 35        | 25 | S52           | 1.92                        |
|                   | 470                    | 22        | 25  | S22           | 1.48                        |                   | 1800                   | 30        | 50   | S47           | 4.07                        |                   | 820                    | 22        | 40 | S25           | 2.17                        |
|                   | 470                    | 22        | 30  | S23           | 1.50                        |                   | 1800                   | 35        | 30   | S53           | 3.35                        |                   | 820                    | 22        | 45 | S26           | 2.21                        |
|                   | 470                    | 22        | 35  | S24           | 1.58                        |                   | 1800                   | 35        | 35   | S54           | 3.52                        |                   | 820                    | 25        | 35 | S34           | 2.14                        |
|                   | 470                    | 25        | 25  | S32           | 1.53                        |                   | 1800                   | 35        | 40   | S55           | 3.94                        |                   | 820                    | 25        | 40 | S35           | 2.20                        |
|                   | 470                    | 30        | 20  | S41           | 1.50                        |                   | 1800                   | 35        | 45   | S56           | 4.15                        |                   | 820                    | 25        | 45 | S36           | 2.26                        |
|                   | 560                    | 22        | 30  | S23           | 1.68                        |                   | 2200                   | 30        | 45   | S46           | 4.03                        |                   | 820                    | 30        | 25 | S42           | 2.04                        |
|                   | 560                    | 22        | 35  | S24           | 1.75                        |                   | 2200                   | 30        | 50   | S47           | 4.16                        |                   | 820                    | 30        | 30 | S43           | 2.17                        |
|                   | 560                    | 25        | 25  | S32           | 1.63                        |                   | 2200                   | 35        | 35   | S54           | 3.89                        |                   | 820                    | 30        | 35 | S44           | 2.20                        |
|                   | 560                    | 25        | 30  | S33           | 1.73                        |                   | 2200                   | 35        | 40   | S55           | 4.36                        |                   | 820                    | 35        | 20 | S51           | 2.01                        |
|                   | 560                    | 30        | 20  | S41           | 1.63                        |                   | 2200                   | 35        | 45   | S56           | 4.59                        |                   | 820                    | 35        | 25 | S52           | 2.11                        |
|                   | 560                    | 35        | 20  | S51           | 1.82                        |                   | 2200                   | 35        | 50   | S57           | 4.87                        |                   | 820                    | 35        | 30 | S53           | 2.11                        |
|                   | 680                    | 22        | 35  | S24           | 1.93                        |                   | 2700                   | 30        | 55   | S48           | 4.76                        |                   | 1000                   | 22        | 45 | S26           | 2.44                        |
|                   | 680                    | 22        | 40  | S25           | 1.98                        |                   | 2700                   | 35        | 50   | S57           | 5.03                        |                   | 1000                   | 22        | 50 | S27           | 2.50                        |
|                   | 680                    | 25        | 30  | S33           | 1.91                        |                   | 3300                   | 35        | 50   | S57           | 5.47                        |                   | 1000                   | 25        | 40 | S35           | 2.43                        |
|                   | 680                    | 25        | 35  | S34           | 1.98                        |                   | 3900                   | 35        | 60   | S59           | 6.39                        |                   | 1000                   | 25        | 45 | S36           | 2.49                        |
|                   | 680                    | 30        | 20  | S41           | 1.80                        |                   | 180                    | 22        | 20   | S21           | 0.82                        |                   | 1000                   | 25        | 50 | S37           | 2.66                        |
|                   | 680                    | 30        | 25  | S42           | 1.85                        |                   | 220                    | 22        | 20   | S21           | 0.91                        |                   | 1000                   | 30        | 30 | S43           | 2.39                        |
|                   | 680                    | 35        | 20  | S51           | 2.01                        |                   | 220                    | 25        | 20   | S31           | 1.03                        |                   | 1000                   | 30        | 35 | S44           | 2.43                        |
|                   | 820                    | 22        | 35  | S24           | 2.08                        |                   | 270                    | 22        | 20   | S21           | 1.00                        |                   | 1000                   | 30        | 40 | S45           | 2.46                        |
| 820               | 22                     | 40        | S25 | 2.17          | 270                         | 22                | 25                     | S22       | 1.13 | 1000          | 35                          | 25                | S52                    | 2.33      |    |               |                             |
| 820               | 22                     | 50        | S27 | 2.35          | 270                         | 25                | 20                     | S31       | 1.14 | 1000          | 35                          | 30                | S53                    | 2.42      |    |               |                             |
| 820               | 25                     | 30        | S33 | 2.09          | 330                         | 22                | 25                     | S22       | 1.25 | 1200          | 22                          | 55                | S28                    | 2.85      |    |               |                             |
| 820               | 25                     | 35        | S34 | 2.17          | 330                         | 22                | 30                     | S23       | 1.30 | 1200          | 25                          | 45                | S36                    | 2.73      |    |               |                             |
| 820               | 25                     | 40        | S35 | 2.35          | 330                         | 25                | 20                     | S31       | 1.20 | 1200          | 30                          | 35                | S44                    | 2.66      |    |               |                             |
| 820               | 30                     | 25        | S42 | 2.03          | 330                         | 25                | 30                     | S41       | 1.26 | 1200          | 30                          | 40                | S45                    | 2.69      |    |               |                             |
| 820               | 30                     | 30        | S43 | 2.35          | 390                         | 22                | 25                     | S22       | 1.35 | 1200          | 30                          | 45                | S46                    | 2.79      |    |               |                             |
| 820               | 35                     | 20        | S51 | 2.20          | 390                         | 22                | 30                     | S23       | 1.41 | 1200          | 35                          | 25                | S52                    | 2.55      |    |               |                             |
| 820               | 35                     | 25        | S52 | 2.35          | 390                         | 25                | 20                     | S31       | 1.29 | 1200          | 35                          | 30                | S53                    | 2.65      |    |               |                             |
| 1000              | 22                     | 45        | S26 | 2.42          | 390                         | 25                | 25                     | S32       | 1.42 | 1200          | 35                          | 35                | S54                    | 2.70      |    |               |                             |
| 1000              | 25                     | 35        | S34 | 2.40          | 470                         | 22                | 30                     | S23       | 1.55 | 1500          | 25                          | 50                | S37                    | 3.12      |    |               |                             |
| 1000              | 25                     | 40        | S35 | 2.47          | 470                         | 22                | 35                     | S24       | 1.58 | 1500          | 30                          | 40                | S45                    | 3.01      |    |               |                             |
| 1000              | 25                     | 45        | S36 | 2.65          | 470                         | 25                | 25                     | S32       | 1.56 | 1500          | 30                          | 45                | S46                    | 3.12      |    |               |                             |
| 1000              | 30                     | 30        | S43 | 2.45          | 470                         | 25                | 30                     | S33       | 1.62 | 1500          | 30                          | 50                | S47                    | 3.23      |    |               |                             |
| 1000              | 30                     | 35        | S44 | 2.52          | 470                         | 25                | 35                     | S34       | 1.74 | 1500          | 35                          | 30                | S53                    | 2.96      |    |               |                             |
| 1000              | 35                     | 25        | S52 | 2.60          | 470                         | 30                | 20                     | S41       | 1.50 | 1500          | 35                          | 35                | S54                    | 3.02      |    |               |                             |
| 1000              | 35                     | 30        | S53 | 2.75          | 470                         | 35                | 20                     | S51       | 1.52 | 1500          | 35                          | 40                | S55                    | 3.08      |    |               |                             |
| 1200              | 22                     | 50        | S27 | 2.84          | 560                         | 22                | 30                     | S23       | 1.69 | 1800          | 25                          | 60                | S39                    | 3.83      |    |               |                             |
| 1200              | 25                     | 40        | S35 | 2.84          | 560                         | 22                | 35                     | S24       | 1.73 | 1800          | 30                          | 45                | S46                    | 3.42      |    |               |                             |
| 1200              | 25                     | 45        | S36 | 2.90          | 560                         | 22                | 40                     | S25       | 1.79 | 1800          | 35                          | 35                | S54                    | 3.31      |    |               |                             |
| 1200              | 25                     | 50        | S37 | 3.02          | 560                         | 25                | 25                     | S32       | 1.67 | 1800          | 35                          | 40                | S55                    | 3.37      |    |               |                             |
| 1200              | 30                     | 30        | S43 | 2.84          | 560                         | 25                | 30                     | S33       | 1.74 | 2200          | 30                          | 50                | S47                    | 3.83      |    |               |                             |
| 1200              | 30                     | 35        | S44 | 2.96          | 560                         | 25                | 35                     | S34       | 1.77 | 2200          | 35                          | 40                | S55                    | 3.73      |    |               |                             |
| 1200              | 30                     | 40        | S45 | 3.10          | 560                         | 30                | 20                     | S41       | 1.64 | 2200          | 35                          | 45                | S56                    | 3.84      |    |               |                             |

(Note) Rated ripple current : 105°C , 120Hz

• The standard ratings follow the next page.

NOTE : Design, Specifications are subject to change without notice. It is recommended that you shall obtain technical specifications from ELNA to ensure that the component is suitable for your use.

### Standard Ratings

|                 | Rated voltage (V) | Rated capacitance (μF) | Case (mm) |      | Casing Symbol | Rated ripple current (Arms) | Rated voltage (V) | Rated capacitance (μF) | Case (mm) |      | Casing Symbol | Rated ripple current (Arms) | Rated voltage (V) | Rated capacitance (μF) | Case (mm) |      | Casing Symbol | Rated ripple current (Arms) |
|-----------------|-------------------|------------------------|-----------|------|---------------|-----------------------------|-------------------|------------------------|-----------|------|---------------|-----------------------------|-------------------|------------------------|-----------|------|---------------|-----------------------------|
|                 |                   |                        | D         | L    |               |                             |                   |                        | D         | L    |               |                             |                   |                        | D         | L    |               |                             |
| ALUMINIUM       | 180               | 2200                   | 35        | 50   | S57           | 3.87                        | 200               | 1000                   | 25        | 45   | S36           | 2.49                        | 250               | 330                    | 35        | 20   | S51           | 1.30                        |
|                 |                   | 2700                   | 30        | 60   | S49           | 4.64                        |                   | 1000                   | 25        | 50   | S37           | 2.57                        |                   | 390                    | 22        | 30   | S23           | 1.38                        |
|                 |                   | 2700                   | 35        | 45   | S56           | 4.25                        |                   | 1000                   | 30        | 30   | S43           | 2.39                        |                   | 390                    | 22        | 35   | S24           | 1.52                        |
|                 |                   | 2700                   | 35        | 50   | S57           | 4.29                        |                   | 1000                   | 30        | 35   | S44           | 2.40                        |                   | 390                    | 22        | 40   | S25           | 1.57                        |
|                 |                   | 3300                   | 35        | 55   | S58           | 4.92                        |                   | 1000                   | 30        | 40   | S45           | 2.46                        |                   | 390                    | 22        | 45   | S26           | 1.60                        |
| LARGE ALUMINIUM | 200               | 150                    | 22        | 20   | S21           | 0.76                        | 250               | 1000                   | 30        | 45   | S46           | 2.55                        | 250               | 390                    | 25        | 25   | S32           | 1.38                        |
|                 |                   | 180                    | 22        | 20   | S21           | 0.82                        |                   | 1000                   | 35        | 25   | S52           | 2.29                        |                   | 390                    | 25        | 30   | S33           | 1.41                        |
|                 |                   | 220                    | 22        | 20   | S21           | 0.91                        |                   | 1000                   | 35        | 30   | S53           | 2.40                        |                   | 390                    | 25        | 35   | S34           | 1.61                        |
|                 |                   | 220                    | 25        | 20   | S31           | 1.03                        |                   | 1200                   | 22        | 60   | S29           | 2.93                        |                   | 390                    | 25        | 35   | S34           | 1.61                        |
|                 |                   | 270                    | 22        | 20   | S21           | 1.00                        |                   | 1200                   | 25        | 50   | S37           | 2.82                        |                   | 390                    | 30        | 20   | S41           | 1.37                        |
|                 |                   | 270                    | 22        | 25   | S22           | 1.17                        |                   | 1200                   | 30        | 35   | S44           | 2.63                        |                   | 390                    | 30        | 25   | S42           | 1.47                        |
|                 |                   | 270                    | 25        | 20   | S31           | 1.09                        |                   | 1200                   | 30        | 40   | S45           | 2.69                        |                   | 390                    | 35        | 20   | S51           | 1.41                        |
|                 |                   | 270                    | 30        | 20   | S41           | 1.14                        |                   | 1200                   | 30        | 45   | S46           | 2.79                        |                   | 470                    | 22        | 35   | S24           | 1.58                        |
|                 |                   | 330                    | 22        | 25   | S22           | 1.29                        |                   | 1200                   | 30        | 50   | S47           | 2.89                        |                   | 470                    | 22        | 40   | S25           | 1.64                        |
|                 |                   | 330                    | 22        | 30   | S23           | 1.30                        |                   | 1200                   | 35        | 30   | S53           | 2.63                        |                   | 470                    | 22        | 50   | S27           | 1.72                        |
|                 |                   | 330                    | 25        | 20   | S31           | 1.18                        |                   | 1200                   | 35        | 35   | S54           | 2.65                        |                   | 470                    | 25        | 30   | S33           | 1.61                        |
|                 |                   | 330                    | 25        | 25   | S32           | 1.30                        |                   | 1200                   | 35        | 35   | S54           | 2.65                        |                   | 470                    | 25        | 35   | S34           | 1.63                        |
|                 |                   | 390                    | 22        | 25   | S22           | 1.35                        |                   | 1200                   | 35        | 40   | S55           | 2.76                        |                   | 470                    | 25        | 40   | S35           | 1.73                        |
|                 |                   | 390                    | 22        | 30   | S23           | 1.40                        |                   | 1500                   | 25        | 60   | S39           | 3.49                        |                   | 470                    | 30        | 25   | S42           | 1.61                        |
|                 |                   | 390                    | 25        | 25   | S32           | 1.37                        |                   | 1500                   | 30        | 40   | S45           | 3.01                        |                   | 470                    | 30        | 30   | S43           | 1.65                        |
|                 |                   | 390                    | 30        | 20   | S41           | 1.37                        |                   | 1500                   | 30        | 45   | S46           | 3.12                        |                   | 470                    | 35        | 20   | S51           | 1.55                        |
|                 |                   | 470                    | 22        | 30   | S23           | 1.53                        |                   | 1500                   | 30        | 50   | S47           | 3.23                        |                   | 470                    | 35        | 25   | S52           | 1.65                        |
|                 |                   | 470                    | 22        | 35   | S24           | 1.61                        |                   | 1500                   | 35        | 35   | S54           | 2.97                        |                   | 560                    | 22        | 40   | S25           | 1.79                        |
|                 |                   | 470                    | 22        | 40   | S25           | 1.75                        |                   | 1500                   | 35        | 40   | S55           | 3.45                        |                   | 560                    | 22        | 45   | S26           | 1.82                        |
|                 |                   | 470                    | 25        | 25   | S32           | 1.50                        |                   | 1500                   | 35        | 45   | S56           | 3.65                        |                   | 560                    | 25        | 35   | S34           | 1.77                        |
|                 | 470               | 25                     | 30        | S33  | 1.56          | 1800                        | 30                | 50                     | S47       | 3.54 | 560           | 25                          |                   | 40                     | S35       | 1.82 |               |                             |
|                 | 470               | 25                     | 30        | S41  | 1.50          | 1800                        | 35                | 40                     | S55       | 3.59 | 560           | 25                          |                   | 45                     | S36       | 1.87 |               |                             |
|                 | 470               | 30                     | 25        | S42  | 1.60          | 1800                        | 35                | 45                     | S56       | 4.00 | 560           | 30                          |                   | 25                     | S42       | 1.69 |               |                             |
|                 | 470               | 30                     | 25        | S42  | 1.60          | 1800                        | 35                | 50                     | S57       | 4.16 | 560           | 30                          |                   | 30                     | S43       | 1.80 |               |                             |
|                 | 470               | 35                     | 20        | S51  | 1.67          | 2200                        | 30                | 60                     | S49       | 4.19 | 560           | 30                          |                   | 35                     | S44       | 1.85 |               |                             |
|                 | 560               | 22                     | 35        | S24  | 1.73          | 2200                        | 35                | 45                     | S56       | 4.13 | 560           | 35                          |                   | 25                     | S52       | 1.80 |               |                             |
|                 | 560               | 22                     | 45        | S26  | 1.82          | 2200                        | 35                | 50                     | S57       | 4.60 | 560           | 35                          |                   | 30                     | S53       | 1.85 |               |                             |
|                 | 560               | 25                     | 30        | S33  | 1.70          | 2700                        | 35                | 50                     | S57       | 5.09 | 680           | 22                          |                   | 45                     | S26       | 2.01 |               |                             |
|                 | 560               | 25                     | 35        | S34  | 1.77          | 3300                        | 35                | 60                     | S59       | 6.03 | 680           | 22                          |                   | 50                     | S27       | 2.06 |               |                             |
|                 | 560               | 30                     | 25        | S42  | 1.75          | 120                         | 22                | 20                     | S21       | 0.67 | 680           | 25                          |                   | 40                     | S35       | 2.01 |               |                             |
|                 | 560               | 30                     | 25        | S42  | 1.75          | 150                         | 22                | 20                     | S21       | 0.75 | 680           | 25                          |                   | 45                     | S36       | 2.06 |               |                             |
|                 | 560               | 35                     | 20        | S51  | 1.82          | 150                         | 25                | 20                     | S31       | 0.92 | 680           | 25                          |                   | 50                     | S37       | 2.20 |               |                             |
|                 | 680               | 22                     | 40        | S25  | 1.97          | 180                         | 22                | 20                     | S21       | 0.82 | 680           | 30                          |                   | 30                     | S43       | 1.98 |               |                             |
|                 | 680               | 22                     | 50        | S27  | 2.06          | 180                         | 22                | 25                     | S22       | 1.00 | 680           | 30                          |                   | 35                     | S44       | 2.04 |               |                             |
|                 | 680               | 25                     | 30        | S33  | 1.87          | 180                         | 25                | 20                     | S31       | 1.01 | 680           | 30                          |                   | 40                     | S45       | 2.20 |               |                             |
|                 | 680               | 25                     | 35        | S34  | 1.95          | 220                         | 22                | 25                     | S22       | 1.11 | 680           | 35                          |                   | 25                     | S52       | 1.98 |               |                             |
|                 | 680               | 25                     | 40        | S35  | 2.01          | 220                         | 22                | 30                     | S23       | 1.20 | 680           | 35                          |                   | 30                     | S53       | 2.04 |               |                             |
|                 | 680               | 30                     | 25        | S42  | 1.92          | 220                         | 25                | 20                     | S31       | 1.02 | 820           | 22                          |                   | 55                     | S28       | 2.34 |               |                             |
|                 | 680               | 30                     | 30        | S43  | 1.97          | 220                         | 25                | 25                     | S32       | 1.12 | 820           | 25                          |                   | 45                     | S36       | 2.26 |               |                             |
|                 | 680               | 35                     | 20        | S51  | 1.92          | 220                         | 30                | 20                     | S41       | 1.03 | 820           | 25                          |                   | 50                     | S37       | 2.42 |               |                             |
|                 | 680               | 35                     | 25        | S52  | 1.96          | 270                         | 22                | 25                     | S22       | 1.13 | 820           | 30                          |                   | 35                     | S44       | 2.24 |               |                             |
|                 | 820               | 22                     | 45        | S26  | 2.21          | 270                         | 22                | 30                     | S23       | 1.25 | 820           | 30                          |                   | 40                     | S45       | 2.42 |               |                             |
|                 | 820               | 25                     | 35        | S34  | 2.14          | 270                         | 22                | 35                     | S24       | 1.37 | 820           | 30                          |                   | 45                     | S46       | 2.50 |               |                             |
|                 | 820               | 25                     | 40        | S35  | 2.20          | 270                         | 25                | 25                     | S32       | 1.15 | 820           | 35                          |                   | 30                     | S53       | 2.24 |               |                             |
|                 | 820               | 25                     | 45        | S36  | 2.26          | 270                         | 30                | 20                     | S41       | 1.14 | 820           | 35                          |                   | 35                     | S54       | 2.35 |               |                             |
|                 | 820               | 25                     | 50        | S37  | 2.41          | 330                         | 22                | 30                     | S23       | 1.30 | 1000          | 25                          |                   | 50                     | S37       | 2.57 |               |                             |
|                 | 820               | 30                     | 25        | S42  | 2.04          | 330                         | 22                | 35                     | S24       | 1.50 | 1000          | 30                          |                   | 40                     | S45       | 2.67 |               |                             |
|                 | 820               | 30                     | 30        | S43  | 2.17          | 330                         | 22                | 40                     | S25       | 1.54 | 1000          | 30                          |                   | 45                     | S46       | 2.69 |               |                             |
|                 | 820               | 30                     | 35        | S44  | 2.18          | 330                         | 25                | 25                     | S32       | 1.27 | 1000          | 30                          |                   | 50                     | S47       | 2.71 |               |                             |
|                 | 820               | 35                     | 25        | S52  | 2.07          | 330                         | 25                | 30                     | S33       | 1.33 | 1000          | 35                          |                   | 30                     | S53       | 2.47 |               |                             |
| 820             | 35                | 30                     | S53       | 2.18 | 330           | 30                          | 20                | S41                    | 1.26      | 1000 | 35            | 35                          | S54               | 2.60                   |           |      |               |                             |
| 1000            | 22                | 50                     | S27       | 2.50 | 330           | 30                          | 25                | S42                    | 1.35      | 1000 | 35            | 40                          | S55               | 2.90                   |           |      |               |                             |
| 1000            | 25                | 40                     | S35       | 2.43 |               |                             |                   |                        |           |      |               |                             |                   |                        |           |      |               |                             |

(Note) Rated ripple current : 105°C , 120Hz

Standard Ratings

| Rated voltage (V) | Rated capacitance (μF) | Case (mm) |    | Casing Symbol | Rated ripple current (Arms) | Rated voltage (V) | Rated capacitance (μF) | Case (mm) |     | Casing Symbol | Rated ripple current (Arms) | Rated voltage (V) | Rated capacitance (μF) | Case (mm) |      | Casing Symbol | Rated ripple current (Arms) |
|-------------------|------------------------|-----------|----|---------------|-----------------------------|-------------------|------------------------|-----------|-----|---------------|-----------------------------|-------------------|------------------------|-----------|------|---------------|-----------------------------|
|                   |                        | D         | L  |               |                             |                   |                        | D         | L   |               |                             |                   |                        | D         | L    |               |                             |
| 250               | 1200                   | 30        | 45 | S46           | 2.79                        | 350               | 390                    | 35        | 25  | S52           | 1.43                        | 400               | 150                    | 35        | 20   | S51           | 0.99                        |
|                   | 1200                   | 30        | 50 | S47           | 2.89                        |                   | 390                    | 35        | 30  | S53           | 1.51                        |                   | 180                    | 22        | 30   | S23           | 1.10                        |
|                   | 1200                   | 35        | 35 | S54           | 2.85                        |                   | 470                    | 22        | 55  | S28           | 1.78                        |                   | 180                    | 22        | 35   | S24           | 1.13                        |
|                   | 1200                   | 35        | 40 | S55           | 3.18                        |                   | 470                    | 25        | 45  | S36           | 1.71                        |                   | 180                    | 22        | 45   | S26           | 1.19                        |
|                   | 1200                   | 35        | 45 | S56           | 3.30                        |                   | 470                    | 25        | 50  | S37           | 1.83                        |                   | 180                    | 25        | 25   | S32           | 1.09                        |
|                   | 1500                   | 30        | 55 | S48           | 3.35                        |                   | 470                    | 30        | 35  | S44           | 1.67                        |                   | 180                    | 25        | 30   | S33           | 1.11                        |
|                   | 1500                   | 35        | 40 | S55           | 3.28                        |                   | 470                    | 30        | 40  | S45           | 1.69                        |                   | 180                    | 25        | 35   | S34           | 1.16                        |
|                   | 1500                   | 35        | 45 | S56           | 3.69                        |                   | 470                    | 35        | 30  | S53           | 1.66                        |                   | 180                    | 25        | 40   | S35           | 1.19                        |
|                   | 1500                   | 35        | 50 | S57           | 3.80                        |                   | 470                    | 35        | 35  | S54           | 1.69                        |                   | 180                    | 30        | 20   | S41           | 1.07                        |
|                   | 1800                   | 35        | 50 | S57           | 4.16                        |                   | 560                    | 25        | 50  | S37           | 1.90                        |                   | 180                    | 30        | 25   | S42           | 1.10                        |
|                   | 2200                   | 35        | 60 | S59           | 4.93                        |                   | 560                    | 30        | 40  | S45           | 1.84                        |                   | 180                    | 30        | 30   | S43           | 1.17                        |
|                   | 350                    | 82        | 22 | 20            | S21                         |                   | 0.55                   | 560       | 35  | 30            | S53                         |                   | 1.81                   | 180       | 35   | 20            | S51                         |
| 100               |                        | 22        | 20 | S21           | 0.61                        | 560               | 35                     | 35        | S54 | 1.85          | 180                         | 35                | 25                     | S52       | 1.12 |               |                             |
| 100               |                        | 22        | 25 | S22           | 0.69                        | 680               | 22                     | 60        | S29 | 2.21          | 220                         | 22                | 35                     | S24       | 1.25 |               |                             |
| 100               |                        | 25        | 20 | S31           | 0.69                        | 680               | 30                     | 45        | S46 | 2.10          | 220                         | 22                | 40                     | S25       | 1.29 |               |                             |
| 120               |                        | 22        | 20 | S21           | 0.67                        | 680               | 30                     | 50        | S47 | 2.18          | 220                         | 22                | 50                     | S27       | 1.35 |               |                             |
| 120               |                        | 22        | 25 | S22           | 0.75                        | 680               | 35                     | 35        | S54 | 2.04          | 220                         | 25                | 30                     | S33       | 1.23 |               |                             |
| 120               |                        | 25        | 20 | S31           | 0.72                        | 680               | 35                     | 40        | S55 | 2.07          | 220                         | 25                | 35                     | S34       | 1.28 |               |                             |
| 150               |                        | 22        | 25 | S22           | 0.84                        | 680               | 35                     | 45        | S56 | 2.14          | 220                         | 25                | 40                     | S35       | 1.31 |               |                             |
| 150               |                        | 22        | 30 | S23           | 0.88                        | 820               | 30                     | 50        | S47 | 2.32          | 220                         | 25                | 45                     | S36       | 1.35 |               |                             |
| 150               |                        | 25        | 20 | S31           | 0.79                        | 820               | 35                     | 40        | S55 | 2.28          | 220                         | 30                | 25                     | S42       | 1.22 |               |                             |
| 150               |                        | 25        | 25 | S32           | 0.88                        | 820               | 35                     | 45        | S56 | 2.34          | 220                         | 30                | 30                     | S43       | 1.25 |               |                             |
| 150               |                        | 30        | 20 | S41           | 0.85                        | 1000              | 30                     | 60        | S49 | 2.72          | 220                         | 30                | 35                     | S44       | 1.31 |               |                             |
| 180               |                        | 22        | 30 | S23           | 0.96                        | 1000              | 35                     | 50        | S57 | 2.61          | 220                         | 35                | 20                     | S51       | 1.20 |               |                             |
| 180               |                        | 22        | 35 | S24           | 0.98                        | 1200              | 35                     | 55        | S58 | 2.96          | 220                         | 35                | 25                     | S52       | 1.23 |               |                             |
| 180               |                        | 25        | 25 | S32           | 0.97                        | 47                | 22                     | 20        | S21 | 0.48          | 270                         | 22                | 40                     | S25       | 1.43 |               |                             |
| 180               |                        | 25        | 30 | S33           | 0.99                        | 56                | 22                     | 20        | S21 | 0.53          | 270                         | 22                | 45                     | S26       | 1.46 |               |                             |
| 180               |                        | 30        | 20 | S41           | 0.93                        | 68                | 22                     | 20        | S21 | 0.58          | 270                         | 25                | 35                     | S34       | 1.42 |               |                             |
| 180               |                        | 35        | 20 | S51           | 0.94                        | 68                | 22                     | 25        | S22 | 0.65          | 270                         | 25                | 40                     | S35       | 1.45 |               |                             |
| 220               |                        | 22        | 30 | S23           | 1.06                        | 68                | 25                     | 20        | S31 | 0.66          | 270                         | 25                | 45                     | S36       | 1.49 |               |                             |
| 220               |                        | 22        | 35 | S24           | 1.08                        | 82                | 22                     | 20        | S21 | 0.64          | 270                         | 25                | 50                     | S37       | 1.60 |               |                             |
| 220               |                        | 25        | 25 | S32           | 1.07                        | 82                | 22                     | 25        | S22 | 0.71          | 270                         | 30                | 25                     | S42       | 1.35 |               |                             |
| 220               |                        | 25        | 30 | S33           | 1.09                        | 82                | 22                     | 30        | S23 | 0.74          | 270                         | 30                | 30                     | S43       | 1.39 |               |                             |
| 220               |                        | 30        | 20 | S41           | 1.03                        | 82                | 25                     | 20        | S31 | 0.68          | 270                         | 30                | 35                     | S44       | 1.45 |               |                             |
| 220               |                        | 30        | 25 | S42           | 1.06                        | 82                | 25                     | 25        | S32 | 0.75          | 270                         | 30                | 40                     | S45       | 1.47 |               |                             |
| 220               |                        | 35        | 20 | S51           | 1.04                        | 100               | 22                     | 25        | S22 | 0.79          | 270                         | 35                | 25                     | S52       | 1.37 |               |                             |
| 270               |                        | 22        | 35 | S24           | 1.20                        | 100               | 22                     | 30        | S23 | 0.82          | 270                         | 35                | 30                     | S53       | 1.41 |               |                             |
| 270               |                        | 22        | 40 | S25           | 1.24                        | 100               | 25                     | 20        | S31 | 0.75          | 330                         | 22                | 50                     | S27       | 1.65 |               |                             |
| 270               |                        | 25        | 30 | S33           | 1.21                        | 100               | 25                     | 25        | S32 | 0.81          | 330                         | 25                | 40                     | S35       | 1.61 |               |                             |
| 270               |                        | 25        | 35 | S34           | 1.23                        | 100               | 30                     | 20        | S41 | 0.80          | 330                         | 25                | 45                     | S36       | 1.65 |               |                             |
| 270               |                        | 30        | 25 | S42           | 1.17                        | 120               | 22                     | 25        | S22 | 0.86          | 330                         | 25                | 50                     | S37       | 1.70 |               |                             |
| 270               |                        | 30        | 30 | S43           | 1.24                        | 120               | 22                     | 30        | S23 | 0.90          | 330                         | 30                | 30                     | S43       | 1.53 |               |                             |
| 270               |                        | 35        | 20 | S51           | 1.15                        | 120               | 22                     | 35        | S24 | 0.92          | 330                         | 30                | 35                     | S44       | 1.61 |               |                             |
| 270               |                        | 35        | 25 | S52           | 1.19                        | 120               | 25                     | 20        | S31 | 0.82          | 330                         | 30                | 40                     | S45       | 1.62 |               |                             |
| 330               |                        | 22        | 40 | S25           | 1.37                        | 120               | 25                     | 25        | S32 | 0.88          | 330                         | 30                | 45                     | S46       | 1.68 |               |                             |
| 330               |                        | 22        | 45 | S26           | 1.40                        | 120               | 25                     | 30        | S33 | 0.91          | 330                         | 35                | 25                     | S52       | 1.51 |               |                             |
| 330               |                        | 25        | 35 | S34           | 1.36                        | 120               | 30                     | 20        | S41 | 0.87          | 330                         | 35                | 30                     | S53       | 1.56 |               |                             |
| 330               |                        | 25        | 40 | S35           | 1.40                        | 120               | 30                     | 25        | S42 | 0.90          | 330                         | 35                | 35                     | S54       | 1.62 |               |                             |
| 330               |                        | 30        | 25 | S42           | 1.29                        | 150               | 22                     | 30        | S23 | 0.99          | 390                         | 22                | 60                     | S29       | 1.92 |               |                             |
| 330               |                        | 30        | 30 | S43           | 1.37                        | 150               | 22                     | 35        | S24 | 1.03          | 390                         | 25                | 45                     | S36       | 1.79 |               |                             |
| 330               |                        | 35        | 25 | S52           | 1.31                        | 150               | 22                     | 40        | S25 | 1.07          | 390                         | 25                | 50                     | S37       | 1.85 |               |                             |
| 390               |                        | 22        | 50 | S27           | 1.56                        | 150               | 25                     | 25        | S32 | 0.99          | 390                         | 30                | 35                     | S44       | 1.75 |               |                             |
| 390               |                        | 25        | 40 | S35           | 1.52                        | 150               | 25                     | 30        | S33 | 1.01          | 390                         | 30                | 40                     | S45       | 1.77 |               |                             |
| 390               |                        | 25        | 45 | S36           | 1.56                        | 150               | 25                     | 35        | S34 | 1.05          | 390                         | 30                | 45                     | S46       | 1.83 |               |                             |
| 390               |                        | 30        | 30 | S43           | 1.49                        | 150               | 30                     | 20        | S41 | 0.98          | 390                         | 30                | 50                     | S47       | 1.90 |               |                             |
| 390               |                        | 30        | 35 | S44           | 1.52                        | 150               | 30                     | 25        | S42 | 1.00          | 390                         | 35                | 30                     | S53       | 1.69 |               |                             |

(Note) Rated ripple current : 105°C , 120Hz

• The standard ratings follow the next page.

NOTE : Design, Specifications are subject to change without notice. It is recommended that you shall obtain technical specifications from ELNA to ensure that the component is suitable for your use.



Standard Ratings

|                 | Rated voltage (V) | Rated capacitance (μF) | Case (mm) |    | Casing Symbol | Rated ripple current (Arms) | Rated voltage (V) | Rated capacitance (μF) | Case (mm) |     | Casing Symbol | Rated ripple current (Arms) | Rated voltage (V) | Rated capacitance (μF) | Case (mm) |      | Casing Symbol | Rated ripple current (Arms) |  |
|-----------------|-------------------|------------------------|-----------|----|---------------|-----------------------------|-------------------|------------------------|-----------|-----|---------------|-----------------------------|-------------------|------------------------|-----------|------|---------------|-----------------------------|--|
|                 |                   |                        | D         | L  |               |                             |                   |                        | D         | L   |               |                             |                   |                        | D         | L    |               |                             |  |
| ALUMINIUM       | 400               | 390                    | 35        | 35 | S54           | 1.76                        | 450               | 100                    | 30        | 25  | S42           | 0.82                        | 450               | 220                    | 30        | 35   | S44           | 1.31                        |  |
|                 |                   | 390                    | 35        | 40 | S55           | 1.81                        |                   | 120                    | 22        | 30  | S23           | 0.90                        |                   | 220                    | 30        | 40   | S45           | 1.33                        |  |
|                 |                   | 470                    | 25        | 55 | S38           | 2.18                        |                   | 120                    | 22        | 35  | S24           | 0.92                        |                   | 220                    | 35        | 25   | S52           | 1.23                        |  |
|                 |                   | 470                    | 30        | 40 | S45           | 1.94                        |                   | 120                    | 22        | 40  | S25           | 0.95                        |                   | 220                    | 35        | 30   | S53           | 1.29                        |  |
|                 |                   | 470                    | 30        | 45 | S46           | 2.01                        |                   | 120                    | 22        | 45  | S26           | 0.97                        |                   | 270                    | 22        | 50   | S27           | 1.50                        |  |
|                 |                   | 470                    | 30        | 50 | S47           | 2.05                        |                   | 120                    | 25        | 25  | S32           | 0.88                        |                   | 270                    | 25        | 40   | S35           | 1.45                        |  |
|                 |                   | 470                    | 35        | 35 | S54           | 1.93                        |                   | 120                    | 25        | 30  | S33           | 0.93                        |                   | 270                    | 25        | 45   | S36           | 1.49                        |  |
|                 |                   | 470                    | 35        | 40 | S55           | 1.98                        |                   | 120                    | 25        | 35  | S34           | 0.95                        |                   | 270                    | 30        | 30   | S43           | 1.43                        |  |
|                 |                   | 470                    | 35        | 45 | S56           | 2.04                        |                   | 120                    | 30        | 20  | S41           | 0.87                        |                   | 270                    | 30        | 35   | S44           | 1.45                        |  |
|                 |                   | 560                    | 30        | 45 | S46           | 2.19                        |                   | 120                    | 30        | 25  | S42           | 0.90                        |                   | 270                    | 30        | 40   | S45           | 1.47                        |  |
|                 |                   | 560                    | 30        | 50 | S47           | 2.27                        |                   | 120                    | 35        | 20  | S51           | 0.89                        |                   | 270                    | 30        | 45   | S46           | 1.52                        |  |
|                 |                   | 560                    | 35        | 35 | S54           | 2.11                        |                   | 150                    | 22        | 35  | S24           | 1.03                        |                   | 270                    | 35        | 25   | S52           | 1.37                        |  |
|                 |                   | 560                    | 35        | 40 | S55           | 2.16                        |                   | 150                    | 22        | 45  | S26           | 1.09                        |                   | 270                    | 35        | 30   | S53           | 1.44                        |  |
|                 |                   | 560                    | 35        | 45 | S56           | 2.30                        |                   | 150                    | 22        | 50  | S27           | 1.12                        |                   | 270                    | 35        | 35   | S54           | 1.46                        |  |
|                 |                   | 560                    | 35        | 50 | S57           | 2.48                        |                   | 150                    | 25        | 30  | S33           | 1.03                        |                   | 330                    | 25        | 50   | S37           | 1.76                        |  |
|                 |                   | 680                    | 30        | 55 | S48           | 2.59                        |                   | 150                    | 25        | 35  | S34           | 1.05                        |                   | 330                    | 30        | 35   | S44           | 1.61                        |  |
|                 |                   | 680                    | 35        | 40 | S55           | 2.39                        |                   | 150                    | 25        | 40  | S35           | 1.07                        |                   | 330                    | 30        | 40   | S45           | 1.62                        |  |
|                 |                   | 680                    | 35        | 45 | S56           | 2.53                        |                   | 150                    | 30        | 25  | S42           | 1.00                        |                   | 330                    | 30        | 50   | S47           | 1.90                        |  |
|                 |                   | 820                    | 35        | 50 | S57           | 3.00                        |                   | 150                    | 30        | 30  | S43           | 1.05                        |                   | 330                    | 35        | 30   | S53           | 1.60                        |  |
|                 |                   | 1000                   | 35        | 55 | S58           | 3.43                        |                   | 150                    | 35        | 20  | S51           | 0.99                        |                   | 330                    | 35        | 35   | S54           | 1.62                        |  |
| LARGE ALUMINIUM | 450               | 56                     | 22        | 20 | S21           | 0.53                        | 150               | 35                     | 25        | S52 | 1.02          | 390                         | 25                | 55                     | S38       | 1.98 |               |                             |  |
|                 |                   | 56                     | 22        | 25 | S22           | 0.59                        | 180               | 22                     | 40        | S25 | 1.17          | 390                         | 30                | 40                     | S45       | 1.77 |               |                             |  |
|                 |                   | 68                     | 22        | 20 | S21           | 0.58                        | 180               | 22                     | 50        | S27 | 1.22          | 390                         | 30                | 45                     | S46       | 1.83 |               |                             |  |
|                 |                   | 68                     | 22        | 25 | S22           | 0.65                        | 180               | 25                     | 30        | S33 | 1.13          | 390                         | 35                | 35                     | S54       | 1.76 |               |                             |  |
|                 |                   | 68                     | 22        | 30 | S23           | 0.68                        | 180               | 25                     | 35        | S34 | 1.16          | 390                         | 35                | 40                     | S55       | 2.00 |               |                             |  |
|                 |                   | 68                     | 25        | 20 | S31           | 0.66                        | 180               | 25                     | 40        | S35 | 1.19          | 470                         | 30                | 45                     | S46       | 2.01 |               |                             |  |
|                 |                   | 68                     | 25        | 25 | S32           | 0.68                        | 180               | 25                     | 45        | S36 | 1.24          | 470                         | 30                | 50                     | S47       | 2.13 |               |                             |  |
|                 |                   | 82                     | 22        | 25 | S22           | 0.71                        | 180               | 30                     | 25        | S42 | 1.10          | 470                         | 35                | 35                     | S54       | 1.93 |               |                             |  |
|                 |                   | 82                     | 22        | 30 | S23           | 0.74                        | 180               | 30                     | 30        | S43 | 1.14          | 470                         | 35                | 40                     | S55       | 2.20 |               |                             |  |
|                 |                   | 82                     | 22        | 35 | S24           | 0.76                        | 180               | 30                     | 35        | S44 | 1.19          | 470                         | 35                | 45                     | S56       | 2.27 |               |                             |  |
|                 |                   | 82                     | 25        | 20 | S31           | 0.68                        | 180               | 35                     | 20        | S51 | 1.08          | 560                         | 30                | 45                     | S46       | 2.19 |               |                             |  |
|                 |                   | 82                     | 25        | 25 | S32           | 0.73                        | 180               | 35                     | 25        | S52 | 1.12          | 560                         | 30                | 50                     | S47       | 2.27 |               |                             |  |
|                 |                   | 100                    | 22        | 25 | S22           | 0.79                        | 220               | 22                     | 45        | S26 | 1.32          | 560                         | 35                | 35                     | S54       | 2.11 |               |                             |  |
|                 |                   | 100                    | 22        | 30 | S23           | 0.82                        | 220               | 25                     | 35        | S34 | 1.28          | 560                         | 35                | 40                     | S55       | 2.40 |               |                             |  |
|                 |                   | 100                    | 22        | 35 | S24           | 0.84                        | 220               | 25                     | 40        | S35 | 1.31          | 560                         | 35                | 45                     | S56       | 2.48 |               |                             |  |
|                 |                   | 100                    | 22        | 40 | S25           | 0.87                        | 220               | 25                     | 45        | S36 | 1.35          | 680                         | 35                | 50                     | S57       | 2.61 |               |                             |  |
|                 |                   | 100                    | 25        | 25 | S32           | 0.81                        | 220               | 25                     | 50        | S37 | 1.46          | 820                         | 35                | 60                     | S59       | 3.07 |               |                             |  |
|                 |                   | 100                    | 25        | 30 | S33           | 0.86                        | 220               | 30                     | 25        | S42 | 1.22          |                             |                   |                        |           |      |               |                             |  |
|                 |                   | 100                    | 30        | 20 | S41           | 0.80                        | 220               | 30                     | 30        | S43 | 1.27          |                             |                   |                        |           |      |               |                             |  |

(Note) Rated ripple current : 105°C , 120Hz



Standard Ratings

| Rated voltage (V) | Rated capacitance (µF) | Case (mm) |     | Casing Symbol | Rated ripple current (Arms) | Rated voltage (V) | Rated capacitance (µF) | Case (mm) |      | Casing Symbol | Rated ripple current (Arms) |
|-------------------|------------------------|-----------|-----|---------------|-----------------------------|-------------------|------------------------|-----------|------|---------------|-----------------------------|
|                   |                        | D         | L   |               |                             |                   |                        | D         | L    |               |                             |
| 500               | 39                     | 22        | 20  | S21           | 0.44                        | 500               | 150                    | 35        | 20   | S51           | 0.99                        |
|                   | 47                     | 22        | 20  | S21           | 0.48                        |                   | 150                    | 35        | 25   | S52           | 1.02                        |
|                   | 47                     | 25        | 20  | S31           | 0.55                        |                   | 180                    | 22        | 45   | S26           | 1.19                        |
|                   | 56                     | 22        | 20  | S21           | 0.53                        |                   | 180                    | 22        | 50   | S27           | 1.22                        |
|                   | 56                     | 22        | 25  | S22           | 0.59                        |                   | 180                    | 25        | 40   | S35           | 1.19                        |
|                   | 56                     | 25        | 20  | S31           | 0.57                        |                   | 180                    | 25        | 45   | S36           | 1.22                        |
|                   | 68                     | 22        | 25  | S22           | 0.65                        |                   | 180                    | 30        | 30   | S43           | 1.14                        |
|                   | 68                     | 22        | 30  | S23           | 0.68                        |                   | 180                    | 30        | 35   | S44           | 1.16                        |
|                   | 68                     | 25        | 20  | S31           | 0.62                        |                   | 180                    | 35        | 25   | S52           | 1.12                        |
|                   | 68                     | 25        | 25  | S32           | 0.68                        |                   | 180                    | 35        | 30   | S53           | 1.15                        |
|                   | 68                     | 30        | 20  | S41           | 0.66                        |                   | 220                    | 22        | 55   | S28           | 1.40                        |
|                   | 82                     | 22        | 25  | S22           | 0.71                        |                   | 220                    | 25        | 45   | S36           | 1.35                        |
|                   | 82                     | 22        | 30  | S23           | 0.74                        |                   | 220                    | 25        | 50   | S37           | 1.39                        |
|                   | 82                     | 25        | 25  | S32           | 0.73                        |                   | 220                    | 30        | 35   | S44           | 1.31                        |
|                   | 82                     | 25        | 30  | S33           | 0.77                        |                   | 220                    | 30        | 40   | S45           | 1.33                        |
|                   | 82                     | 30        | 20  | S41           | 0.72                        |                   | 220                    | 35        | 25   | S52           | 1.23                        |
|                   | 100                    | 22        | 30  | S23           | 0.82                        |                   | 220                    | 35        | 30   | S53           | 1.27                        |
|                   | 100                    | 22        | 35  | S24           | 0.84                        |                   | 270                    | 25        | 50   | S37           | 1.54                        |
|                   | 100                    | 25        | 25  | S32           | 0.81                        |                   | 270                    | 30        | 40   | S45           | 1.47                        |
|                   | 100                    | 25        | 30  | S33           | 0.85                        |                   | 270                    | 30        | 45   | S46           | 1.52                        |
|                   | 100                    | 30        | 20  | S41           | 0.80                        |                   | 270                    | 35        | 30   | S53           | 1.41                        |
|                   | 100                    | 30        | 25  | S42           | 0.82                        |                   | 270                    | 35        | 35   | S54           | 1.46                        |
|                   | 100                    | 35        | 20  | S51           | 0.81                        |                   | 330                    | 25        | 60   | S39           | 1.88                        |
|                   | 120                    | 22        | 35  | S24           | 0.92                        |                   | 330                    | 30        | 45   | S46           | 1.68                        |
|                   | 120                    | 22        | 40  | S25           | 0.95                        |                   | 330                    | 30        | 50   | S47           | 1.71                        |
|                   | 120                    | 25        | 30  | S33           | 0.92                        |                   | 330                    | 35        | 35   | S54           | 1.62                        |
|                   | 120                    | 25        | 35  | S34           | 0.95                        |                   | 330                    | 35        | 40   | S55           | 1.66                        |
|                   | 120                    | 30        | 25  | S42           | 0.90                        |                   | 390                    | 30        | 50   | S47           | 1.77                        |
|                   | 120                    | 30        | 30  | S43           | 0.93                        |                   | 390                    | 35        | 40   | S55           | 1.81                        |
|                   | 120                    | 35        | 20  | S51           | 0.89                        |                   | 390                    | 35        | 45   | S56           | 1.86                        |
| 150               | 22                     | 40        | S25 | 1.07          | 470                         | 30                | 60                     | S49       | 2.23 |               |                             |
| 150               | 22                     | 45        | S26 | 1.09          | 470                         | 35                | 45                     | S56       | 2.04 |               |                             |
| 150               | 25                     | 35        | S34 | 1.05          | 470                         | 35                | 50                     | S57       | 2.06 |               |                             |
| 150               | 25                     | 40        | S35 | 1.08          | 560                         | 35                | 50                     | S57       | 2.25 |               |                             |
| 150               | 30                     | 25        | S42 | 1.00          | 680                         | 35                | 60                     | S59       | 2.66 |               |                             |
| 150               | 30                     | 30        | S43 | 1.02          |                             |                   |                        |           |      |               |                             |

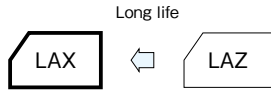
(Note) Rated ripple current : 105°C , 120Hz

# LAX, LTX LARGE CAPACITANCE ALUMINUM ELECTROLYTIC CAPACITORS ELNA®

## Ultra Long Life, High-Reliability Capacitors

GREEN CAP 105°C 5000hours

- Ultra Long Life, high-reliability capacitors.
- Guarantees 5000 hours at 105°C.
- Best suited to On-Board-Charger for EV, PHEV.



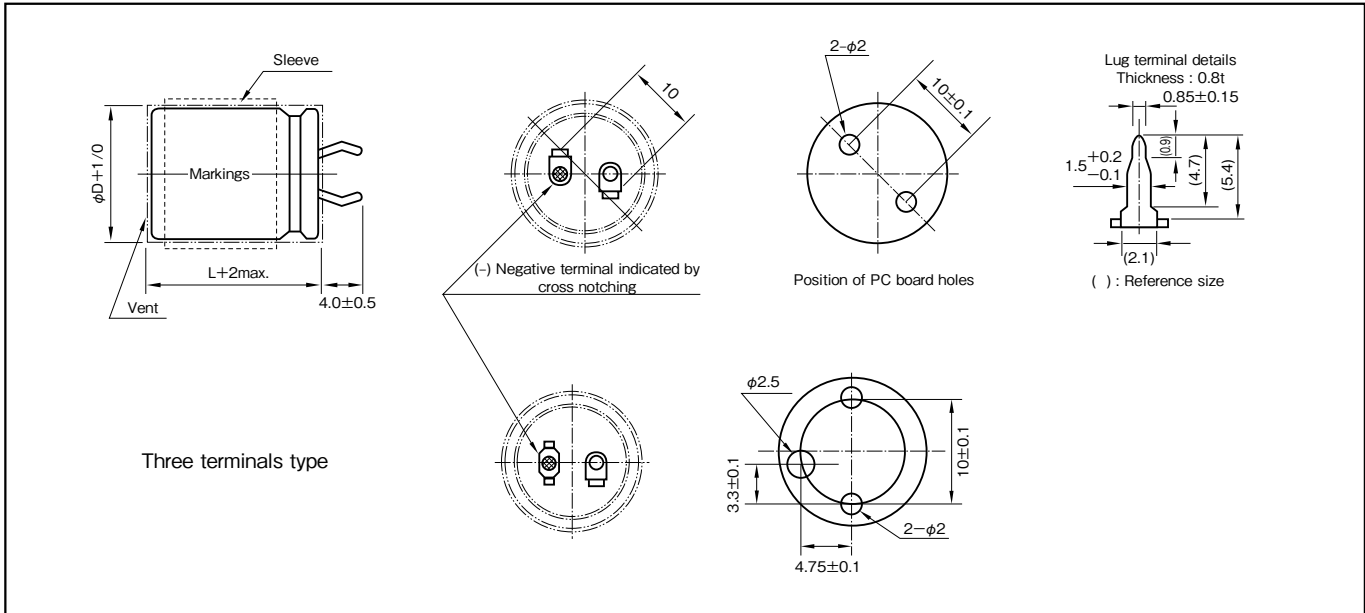
Marking color : White print on a black sleeve

### Specifications

| Item  | Performance  |   |
|---|--|---|
| Category temperature range (°C)             | -25 to +105  |   |
| Tolerance at rated capacitance (%)          | ±20 (20°C, 120Hz)  |   |
| Leakage current (µA) (max.)                 | 3√CV (after 5 minutes) C : Rated capacitance (µF) ; V : Rated voltage (V) (20°C) |   |
| Tangent of loss angle (tanδ)                | Rated voltage (V)  | 160 to 250                                  |
|   | tanδ (max.)  | 0.15  |
| Characteristics at high and low temperature | Percentage of capacitance change (%)   | Within ±30% of the value at 20°C            |
|   | Impedance ratio (max.)   | 4   |
| Endurance (105°C) (Applied ripple current)  | Test time  | 5000 hours                                  |
|   | Leakage current  | The initial specified value or less         |
|   | Percentage of capacitance change   | Within ±20% of initial value                |
|   | Tangent of the loss angle  | 200% or less of the initial specified value |
| Shelf life (105°C)                          | Test time  | 1000 hours                                  |
|   | Leakage current  | The initial specified value or less         |
|   | Percentage of capacitance change   | Within ±15% of initial value                |
|   | Tangent of the loss angle  | 150% or less of the initial specified value |
| Applicable standards                        | JIS C5101-1, -4 (IEC 60384-1, -4)  |   |

### Outline Drawing

Unit: mm



| Part numbering system                         |                      |                          |                              |               |                 |
|---|----------------------|--------------------------|------------------------------|---------------|-----------------|
| series LAX, standard terminal type :200V680µF |                      |                          |                              |               |                 |
| LAX   | — 200 V              | 681                      | M                            | S34 #         | B               |
| Series code                                   | Rated voltage symbol | Rated capacitance symbol | Capacitance tolerance symbol | Casing symbol | Optional symbol |
| series LTX, three terminals type :400V330µF   |                      |                          |                              |               |                 |
| LTX   | — 400 V              | 331                      | M                            | S53 #         | B               |
| Series code                                   | Rated voltage symbol | Rated capacitance symbol | Capacitance tolerance symbol | Casing symbol | Optional symbol |

### Coefficient of Frequency for Rated Ripple Current

| Rated voltage (V) | Frequency (Hz) |     |      |      |      |
|-------------------|----------------|-----|------|------|------|
|                   | 50             | 120 | 1k   | 10k  | 30k  |
| 160 to 250        | 0.81           | 1   | 1.32 | 1.45 | 1.50 |
| 350 or more       | 0.77           | 1   | 1.30 | 1.41 | 1.43 |

NOTE : Design, Specifications are subject to change without notice. It is recommended that you shall obtain technical specifications from ELNA to ensure that the component is suitable for your use.

Standard Ratings

| Rated voltage (V) | Rated capacitance (μF) | Case (mm) |     | Casing Symbol | Rated ripple current (Arms) | Rated voltage (V) | Rated capacitance (μF) | Case (mm) |      | Casing Symbol | Rated ripple current (Arms) | Rated voltage (V) | Rated capacitance (μF) | Case (mm) |    | Casing Symbol | Rated ripple current (Arms) |
|-------------------|------------------------|-----------|-----|---------------|-----------------------------|-------------------|------------------------|-----------|------|---------------|-----------------------------|-------------------|------------------------|-----------|----|---------------|-----------------------------|
|                   |                        | D         | L   |               |                             |                   |                        | D         | L    |               |                             |                   |                        | D         | L  |               |                             |
| 160               | 220                    | 22        | 20  | S21           | 0.90                        | 160               | 1000                   | 35        | 25   | S52           | 2.60                        | 180               | 680                    | 22        | 35 | S24           | 1.90                        |
|                   | 270                    | 22        | 20  | S21           | 1.00                        |                   | 1000                   | 35        | 35   | S54           | 2.89                        |                   | 680                    | 22        | 40 | S25           | 1.97                        |
|                   | 270                    | 22        | 25  | S22           | 1.12                        |                   | 1200                   | 22        | 50   | S27           | 2.84                        |                   | 680                    | 25        | 30 | S33           | 1.91                        |
|                   | 270                    | 25        | 20  | S31           | 1.13                        |                   | 1200                   | 25        | 45   | S36           | 2.90                        |                   | 680                    | 25        | 35 | S34           | 1.95                        |
|                   | 330                    | 22        | 25  | S22           | 1.24                        |                   | 1200                   | 30        | 30   | S43           | 2.84                        |                   | 680                    | 30        | 25 | S42           | 1.86                        |
|                   | 330                    | 22        | 30  | S23           | 1.29                        |                   | 1200                   | 30        | 35   | S44           | 2.96                        |                   | 680                    | 30        | 30 | S43           | 1.97                        |
|                   | 330                    | 25        | 20  | S31           | 1.25                        |                   | 1200                   | 30        | 50   | S47           | 3.33                        |                   | 680                    | 35        | 20 | S51           | 1.83                        |
|                   | 390                    | 22        | 25  | S22           | 1.35                        |                   | 1200                   | 35        | 25   | S52           | 2.69                        |                   | 820                    | 22        | 40 | S25           | 2.17                        |
|                   | 390                    | 22        | 35  | S24           | 1.43                        |                   | 1200                   | 35        | 30   | S53           | 2.95                        |                   | 820                    | 22        | 45 | S26           | 2.21                        |
|                   | 390                    | 25        | 20  | S31           | 1.36                        |                   | 1500                   | 25        | 50   | S37           | 3.38                        |                   | 820                    | 25        | 35 | S34           | 2.14                        |
|                   | 390                    | 25        | 25  | S32           | 1.45                        |                   | 1500                   | 30        | 40   | S45           | 3.21                        |                   | 820                    | 25        | 40 | S35           | 2.20                        |
|                   | 470                    | 22        | 25  | S22           | 1.48                        |                   | 1500                   | 35        | 30   | S53           | 3.06                        |                   | 820                    | 30        | 25 | S42           | 2.04                        |
|                   | 470                    | 22        | 30  | S23           | 1.50                        |                   | 1500                   | 35        | 35   | S54           | 3.21                        |                   | 820                    | 30        | 30 | S43           | 2.17                        |
|                   | 470                    | 22        | 40  | S25           | 1.63                        |                   | 1500                   | 35        | 40   | S55           | 3.60                        |                   | 820                    | 35        | 20 | S51           | 2.01                        |
|                   | 470                    | 25        | 25  | S32           | 1.53                        |                   | 1800                   | 25        | 60   | S39           | 3.97                        |                   | 820                    | 35        | 25 | S52           | 2.11                        |
|                   | 470                    | 25        | 30  | S33           | 1.55                        |                   | 1800                   | 30        | 45   | S46           | 3.91                        |                   | 1000                   | 22        | 45 | S26           | 2.44                        |
|                   | 470                    | 30        | 20  | S41           | 1.50                        |                   | 1800                   | 35        | 35   | S54           | 3.52                        |                   | 1000                   | 22        | 50 | S27           | 2.50                        |
|                   | 560                    | 22        | 30  | S23           | 1.68                        |                   | 1800                   | 35        | 50   | S57           | 4.31                        |                   | 1000                   | 25        | 40 | S35           | 2.43                        |
|                   | 560                    | 22        | 35  | S24           | 1.75                        |                   | 2200                   | 30        | 50   | S47           | 4.16                        |                   | 1000                   | 25        | 45 | S36           | 2.49                        |
|                   | 560                    | 22        | 45  | S26           | 1.81                        |                   | 2200                   | 35        | 40   | S55           | 4.36                        |                   | 1000                   | 30        | 30 | S43           | 2.39                        |
|                   | 560                    | 25        | 25  | S32           | 1.63                        |                   | 2700                   | 30        | 60   | S49           | 4.92                        |                   | 1000                   | 30        | 35 | S44           | 2.43                        |
|                   | 560                    | 25        | 30  | S33           | 1.73                        |                   | 2700                   | 35        | 50   | S57           | 5.03                        |                   | 1000                   | 35        | 25 | S52           | 2.33                        |
|                   | 560                    | 25        | 35  | S34           | 1.76                        |                   | 3300                   | 35        | 55   | S58           | 5.68                        |                   | 1000                   | 35        | 30 | S53           | 2.42                        |
|                   | 560                    | 30        | 20  | S41           | 1.63                        |                   | 3900                   | 35        | 60   | S59           | 6.39                        |                   | 1200                   | 22        | 55 | S28           | 2.85                        |
|                   | 560                    | 30        | 25  | S42           | 1.68                        |                   | 180                    | 22        | 20   | S21           | 0.82                        |                   | 1200                   | 25        | 45 | S36           | 2.73                        |
|                   | 560                    | 35        | 20  | S51           | 1.82                        |                   | 220                    | 22        | 20   | S21           | 0.91                        |                   | 1200                   | 25        | 50 | S37           | 2.92                        |
|                   | 680                    | 22        | 35  | S24           | 1.93                        |                   | 270                    | 22        | 20   | S21           | 1.00                        |                   | 1200                   | 30        | 35 | S44           | 2.66                        |
|                   | 680                    | 22        | 50  | S27           | 2.05                        |                   | 270                    | 22        | 25   | S22           | 1.13                        |                   | 1200                   | 30        | 40 | S45           | 2.69                        |
|                   | 680                    | 25        | 30  | S33           | 1.91                        |                   | 270                    | 25        | 20   | S31           | 1.14                        |                   | 1200                   | 35        | 25 | S52           | 2.55                        |
|                   | 680                    | 25        | 35  | S34           | 1.98                        |                   | 330                    | 22        | 25   | S22           | 1.25                        |                   | 1200                   | 35        | 30 | S53           | 2.65                        |
| 680               | 25                     | 40        | S35 | 2.00          | 330                         | 25                | 20                     | S31       | 1.20 | 1500          | 25                          | 50                | S37                    | 3.12      |    |               |                             |
| 680               | 30                     | 25        | S42 | 1.85          | 390                         | 22                | 25                     | S22       | 1.35 | 1500          | 30                          | 40                | S45                    | 3.01      |    |               |                             |
| 680               | 30                     | 30        | S43 | 1.96          | 390                         | 22                | 30                     | S23       | 1.41 | 1500          | 30                          | 45                | S46                    | 3.12      |    |               |                             |
| 680               | 35                     | 20        | S51 | 2.01          | 390                         | 25                | 20                     | S31       | 1.29 | 1500          | 35                          | 30                | S53                    | 2.96      |    |               |                             |
| 820               | 22                     | 40        | S25 | 2.17          | 390                         | 25                | 25                     | S32       | 1.42 | 1500          | 35                          | 35                | S54                    | 3.02      |    |               |                             |
| 820               | 25                     | 35        | S34 | 2.17          | 390                         | 30                | 20                     | S41       | 1.37 | 1800          | 25                          | 60                | S39                    | 3.83      |    |               |                             |
| 820               | 25                     | 45        | S36 | 2.40          | 470                         | 22                | 30                     | S23       | 1.55 | 1800          | 30                          | 45                | S46                    | 3.42      |    |               |                             |
| 820               | 30                     | 25        | S42 | 2.03          | 470                         | 22                | 35                     | S24       | 1.58 | 1800          | 30                          | 50                | S47                    | 3.54      |    |               |                             |
| 820               | 30                     | 30        | S43 | 2.35          | 470                         | 25                | 25                     | S32       | 1.56 | 1800          | 35                          | 35                | S54                    | 3.31      |    |               |                             |
| 820               | 30                     | 35        | S44 | 2.45          | 470                         | 25                | 30                     | S33       | 1.62 | 1800          | 35                          | 40                | S55                    | 3.37      |    |               |                             |
| 820               | 35                     | 20        | S51 | 2.20          | 470                         | 30                | 20                     | S41       | 1.50 | 2200          | 30                          | 50                | S47                    | 3.83      |    |               |                             |
| 820               | 35                     | 25        | S52 | 2.35          | 560                         | 22                | 30                     | S23       | 1.69 | 2200          | 35                          | 40                | S55                    | 3.73      |    |               |                             |
| 820               | 35                     | 30        | S53 | 2.49          | 560                         | 22                | 35                     | S24       | 1.73 | 2200          | 35                          | 45                | S56                    | 3.84      |    |               |                             |
| 1000              | 22                     | 45        | S26 | 2.42          | 560                         | 25                | 25                     | S32       | 1.67 | 2700          | 30                          | 60                | S49                    | 4.64      |    |               |                             |
| 1000              | 25                     | 35        | S34 | 2.40          | 560                         | 25                | 30                     | S33       | 1.74 | 2700          | 35                          | 45                | S56                    | 4.25      |    |               |                             |
| 1000              | 25                     | 40        | S35 | 2.47          | 560                         | 30                | 20                     | S41       | 1.64 | 2700          | 35                          | 50                | S57                    | 4.29      |    |               |                             |
| 1000              | 30                     | 30        | S43 | 2.45          | 560                         | 30                | 25                     | S42       | 1.69 | 3300          | 35                          | 55                | S58                    | 4.92      |    |               |                             |
| 1000              | 30                     | 40        | S45 | 2.58          | 560                         | 35                | 20                     | S51       | 1.66 |               |                             |                   |                        |           |    |               |                             |

(Note) Rated ripple current : 105°C , 120Hz

• The standard ratings follow the next page.

Standard Ratings

|           | Rated voltage (V) | Rated capacitance (μF) | Case (mm) |      | Casing Symbol | Rated ripple current (Arms) | Rated voltage (V) | Rated capacitance (μF) | Case (mm) |      | Casing Symbol | Rated ripple current (Arms) | Rated voltage (V) | Rated capacitance (μF) | Case (mm) |    | Casing Symbol | Rated ripple current (Arms) |
|-----------|-------------------|------------------------|-----------|------|---------------|-----------------------------|-------------------|------------------------|-----------|------|---------------|-----------------------------|-------------------|------------------------|-----------|----|---------------|-----------------------------|
|           |                   |                        | D         | L    |               |                             |                   |                        | D         | L    |               |                             |                   |                        | D         | L  |               |                             |
| ALUMINIUM | 200               | 180                    | 22        | 20   | S21           | 0.82                        | 200               | 1000                   | 22        | 55   | S28           | 2.59                        | 250               | 390                    | 25        | 30 | S33           | 1.41                        |
|           |                   | 180                    | 22        | 25   | S22           | 0.92                        |                   | 1000                   | 25        | 45   | S36           | 2.49                        |                   | 390                    | 25        | 40 | S35           | 1.65                        |
|           |                   | 220                    | 22        | 20   | S21           | 0.91                        |                   | 1000                   | 30        | 35   | S44           | 2.40                        |                   | 390                    | 30        | 25 | S42           | 1.47                        |
|           |                   | 220                    | 25        | 20   | S31           | 1.03                        |                   | 1000                   | 30        | 50   | S47           | 2.64                        |                   | 390                    | 35        | 20 | S51           | 1.41                        |
|           |                   | 270                    | 22        | 25   | S22           | 1.17                        |                   | 1000                   | 35        | 30   | S53           | 2.40                        |                   | 470                    | 22        | 40 | S25           | 1.64                        |
|           |                   | 270                    | 22        | 30   | S23           | 1.29                        |                   | 1000                   | 35        | 40   | S55           | 2.52                        |                   | 470                    | 25        | 30 | S33           | 1.61                        |
|           |                   | 270                    | 25        | 20   | S31           | 1.09                        |                   | 1200                   | 25        | 55   | S38           | 3.02                        |                   | 470                    | 25        | 35 | S34           | 1.63                        |
|           |                   | 270                    | 25        | 25   | S32           | 1.18                        |                   | 1200                   | 30        | 40   | S45           | 2.69                        |                   | 470                    | 25        | 50 | S37           | 1.83                        |
|           |                   | 330                    | 22        | 25   | S22           | 1.29                        |                   | 1200                   | 35        | 30   | S53           | 2.63                        |                   | 470                    | 30        | 25 | S42           | 1.61                        |
|           |                   | 330                    | 22        | 30   | S23           | 1.30                        |                   | 1200                   | 35        | 35   | S54           | 2.65                        |                   | 470                    | 30        | 30 | S43           | 1.65                        |
|           |                   | 330                    | 22        | 35   | S24           | 1.48                        |                   | 1200                   | 35        | 45   | S56           | 2.84                        |                   | 470                    | 30        | 35 | S44           | 1.67                        |
|           |                   | 330                    | 25        | 25   | S32           | 1.30                        |                   | 1500                   | 25        | 60   | S39           | 3.49                        |                   | 470                    | 35        | 20 | S51           | 1.55                        |
|           |                   | 330                    | 25        | 30   | S33           | 1.31                        |                   | 1500                   | 30        | 45   | S46           | 3.12                        |                   | 470                    | 35        | 25 | S52           | 1.65                        |
|           |                   | 330                    | 30        | 20   | S41           | 1.26                        |                   | 1500                   | 35        | 35   | S54           | 2.97                        |                   | 470                    | 35        | 30 | S53           | 1.66                        |
|           |                   | 390                    | 22        | 30   | S23           | 1.40                        |                   | 1500                   | 35        | 40   | S55           | 3.45                        |                   | 560                    | 22        | 45 | S26           | 1.82                        |
|           |                   | 390                    | 22        | 40   | S25           | 1.65                        |                   | 1500                   | 35        | 50   | S57           | 3.80                        |                   | 560                    | 25        | 35 | S34           | 1.77                        |
|           |                   | 390                    | 25        | 25   | S32           | 1.37                        |                   | 1800                   | 30        | 50   | S47           | 3.54                        |                   | 560                    | 25        | 40 | S35           | 1.82                        |
|           |                   | 390                    | 30        | 20   | S41           | 1.37                        |                   | 1800                   | 35        | 40   | S55           | 3.59                        |                   | 560                    | 30        | 30 | S43           | 1.80                        |
|           |                   | 390                    | 30        | 25   | S42           | 1.41                        |                   | 1800                   | 35        | 45   | S56           | 4.00                        |                   | 560                    | 30        | 40 | S45           | 2.01                        |
|           |                   | 470                    | 22        | 30   | S23           | 1.53                        |                   | 2200                   | 30        | 60   | S49           | 4.19                        |                   | 560                    | 35        | 25 | S52           | 1.80                        |
|           |                   | 470                    | 22        | 35   | S24           | 1.61                        |                   | 2200                   | 35        | 45   | S56           | 4.13                        |                   | 560                    | 35        | 35 | S54           | 1.94                        |
|           |                   | 470                    | 22        | 45   | S26           | 1.79                        |                   | 2200                   | 35        | 50   | S57           | 4.60                        |                   | 680                    | 22        | 50 | S27           | 2.06                        |
|           |                   | 470                    | 25        | 25   | S32           | 1.50                        |                   | 2700                   | 35        | 55   | S58           | 5.28                        |                   | 680                    | 25        | 40 | S35           | 2.01                        |
|           |                   | 470                    | 25        | 30   | S33           | 1.56                        |                   | 3300                   | 35        | 60   | S59           | 6.03                        |                   | 680                    | 25        | 45 | S36           | 2.06                        |
|           |                   | 470                    | 25        | 35   | S34           | 1.62                        |                   | 120                    | 22        | 20   | S21           | 0.67                        |                   | 680                    | 30        | 30 | S43           | 1.98                        |
|           |                   | 470                    | 30        | 20   | S41           | 1.50                        |                   | 150                    | 22        | 20   | S21           | 0.75                        |                   | 680                    | 30        | 35 | S44           | 2.04                        |
|           |                   | 470                    | 30        | 25   | S42           | 1.60                        |                   | 150                    | 22        | 25   | S22           | 0.84                        |                   | 680                    | 30        | 45 | S46           | 2.27                        |
|           |                   | 470                    | 30        | 30   | S43           | 1.64                        |                   | 150                    | 25        | 20   | S31           | 0.92                        |                   | 680                    | 35        | 25 | S52           | 1.98                        |
|           |                   | 470                    | 35        | 20   | S51           | 1.67                        |                   | 180                    | 22        | 20   | S21           | 0.82                        |                   | 680                    | 35        | 30 | S53           | 2.04                        |
|           |                   | 560                    | 22        | 35   | S24           | 1.73                        |                   | 180                    | 22        | 25   | S22           | 1.00                        |                   | 680                    | 35        | 40 | S55           | 2.40                        |
| 560       | 22                | 40                     | S25       | 1.79 | 180           | 22                          | 30                | S23                    | 1.09      | 820  | 22            | 60                          | S29               | 2.42                   |           |    |               |                             |
| 560       | 25                | 30                     | S33       | 1.70 | 180           | 25                          | 20                | S31                    | 1.01      | 820  | 25            | 45                          | S36               | 2.26                   |           |    |               |                             |
| 560       | 25                | 35                     | S34       | 1.77 | 180           | 25                          | 25                | S32                    | 1.09      | 820  | 25            | 50                          | S37               | 2.42                   |           |    |               |                             |
| 560       | 25                | 40                     | S35       | 1.82 | 220           | 22                          | 25                | S22                    | 1.11      | 820  | 30            | 35                          | S44               | 2.24                   |           |    |               |                             |
| 560       | 30                | 25                     | S42       | 1.75 | 220           | 22                          | 35                | S24                    | 1.24      | 820  | 30            | 40                          | S45               | 2.42                   |           |    |               |                             |
| 560       | 30                | 35                     | S44       | 1.82 | 220           | 25                          | 20                | S31                    | 1.02      | 820  | 30            | 50                          | S47               | 2.65                   |           |    |               |                             |
| 560       | 35                | 20                     | S51       | 1.82 | 270           | 22                          | 25                | S22                    | 1.13      | 820  | 35            | 30                          | S53               | 2.24                   |           |    |               |                             |
| 680       | 22                | 40                     | S25       | 1.97 | 270           | 22                          | 30                | S23                    | 1.25      | 820  | 35            | 35                          | S54               | 2.35                   |           |    |               |                             |
| 680       | 25                | 35                     | S34       | 1.95 | 270           | 22                          | 40                | S25                    | 1.40      | 1000 | 25            | 55                          | S38               | 2.66                   |           |    |               |                             |
| 680       | 25                | 50                     | S37       | 2.20 | 270           | 25                          | 25                | S32                    | 1.15      | 1000 | 30            | 40                          | S45               | 2.67                   |           |    |               |                             |
| 680       | 30                | 25                     | S42       | 1.92 | 270           | 25                          | 30                | S33                    | 1.28      | 1000 | 30            | 45                          | S46               | 2.69                   |           |    |               |                             |
| 680       | 30                | 30                     | S43       | 1.97 | 270           | 30                          | 20                | S41                    | 1.14      | 1000 | 35            | 30                          | S53               | 2.47                   |           |    |               |                             |
| 680       | 30                | 40                     | S45       | 2.03 | 270           | 30                          | 25                | S42                    | 1.17      | 1000 | 35            | 35                          | S54               | 2.60                   |           |    |               |                             |
| 680       | 35                | 25                     | S52       | 1.96 | 330           | 22                          | 30                | S23                    | 1.30      | 1000 | 35            | 45                          | S56               | 3.01                   |           |    |               |                             |
| 680       | 35                | 30                     | S53       | 2.00 | 330           | 22                          | 35                | S24                    | 1.50      | 1200 | 30            | 45                          | S46               | 2.79                   |           |    |               |                             |
| 820       | 22                | 45                     | S26       | 2.21 | 330           | 22                          | 45                | S26                    | 1.57      | 1200 | 30            | 50                          | S47               | 2.89                   |           |    |               |                             |
| 820       | 22                | 50                     | S27       | 2.27 | 330           | 25                          | 25                | S32                    | 1.27      | 1200 | 35            | 35                          | S54               | 2.85                   |           |    |               |                             |
| 820       | 25                | 40                     | S35       | 2.20 | 330           | 25                          | 30                | S33                    | 1.33      | 1200 | 35            | 40                          | S55               | 3.18                   |           |    |               |                             |
| 820       | 30                | 30                     | S43       | 2.17 | 330           | 25                          | 35                | S34                    | 1.57      | 1500 | 30            | 55                          | S48               | 3.35                   |           |    |               |                             |
| 820       | 30                | 35                     | S44       | 2.18 | 330           | 30                          | 20                | S41                    | 1.26      | 1500 | 35            | 45                          | S56               | 3.69                   |           |    |               |                             |
| 820       | 30                | 45                     | S46       | 2.31 | 330           | 30                          | 30                | S43                    | 1.37      | 1800 | 35            | 50                          | S57               | 4.16                   |           |    |               |                             |
| 820       | 35                | 25                     | S52       | 2.07 | 330           | 35                          | 20                | S51                    | 1.30      | 2200 | 35            | 60                          | S59               | 4.93                   |           |    |               |                             |
| 820       | 35                | 30                     | S53       | 2.18 | 390           | 22                          | 35                | S24                    | 1.52      |      |               |                             |                   |                        |           |    |               |                             |
| 820       | 35                | 35                     | S54       | 2.19 | 390           | 22                          | 50                | S27                    | 1.65      |      |               |                             |                   |                        |           |    |               |                             |

(Note) Rated ripple current : 105°C , 120Hz

Standard Ratings

| Rated voltage (V) | Rated capacitance (μF) | Case (mm) |     | Casing Symbol | Rated ripple current (Arms) | Rated voltage (V) | Rated capacitance (μF) | Case (mm) |      | Casing Symbol | Rated ripple current (Arms) | Rated voltage (V) | Rated capacitance (μF) | Case (mm) |    | Casing Symbol | Rated ripple current (Arms) |
|-------------------|------------------------|-----------|-----|---------------|-----------------------------|-------------------|------------------------|-----------|------|---------------|-----------------------------|-------------------|------------------------|-----------|----|---------------|-----------------------------|
|                   |                        | D         | L   |               |                             |                   |                        | D         | L    |               |                             |                   |                        | D         | L  |               |                             |
| 350               | 82                     | 22        | 20  | S21           | 0.55                        | 350               | 470                    | 25        | 50   | S37           | 1.83                        | 400               | 180                    | 22        | 35 | S24           | 1.13                        |
|                   | 100                    | 22        | 20  | S21           | 0.61                        |                   | 470                    | 30        | 35   | S44           | 1.67                        |                   | 180                    | 25        | 30 | S33           | 1.11                        |
|                   | 100                    | 25        | 20  | S31           | 0.69                        |                   | 470                    | 30        | 40   | S45           | 1.69                        |                   | 180                    | 25        | 45 | S36           | 1.22                        |
|                   | 120                    | 22        | 20  | S21           | 0.67                        |                   | 470                    | 35        | 30   | S53           | 1.66                        |                   | 180                    | 30        | 25 | S42           | 1.10                        |
|                   | 120                    | 22        | 25  | S22           | 0.75                        |                   | 470                    | 35        | 35   | S54           | 1.69                        |                   | 180                    | 30        | 35 | S44           | 1.19                        |
|                   | 120                    | 25        | 20  | S31           | 0.72                        |                   | 560                    | 25        | 50   | S37           | 1.90                        |                   | 180                    | 35        | 20 | S51           | 1.08                        |
|                   | 150                    | 22        | 25  | S22           | 0.84                        |                   | 560                    | 30        | 40   | S45           | 1.84                        |                   | 220                    | 22        | 40 | S25           | 1.29                        |
|                   | 150                    | 22        | 30  | S23           | 0.88                        |                   | 560                    | 35        | 30   | S53           | 1.81                        |                   | 220                    | 25        | 30 | S33           | 1.23                        |
|                   | 150                    | 25        | 20  | S31           | 0.79                        |                   | 560                    | 35        | 35   | S54           | 1.85                        |                   | 220                    | 25        | 35 | S34           | 1.28                        |
|                   | 150                    | 25        | 25  | S32           | 0.88                        |                   | 680                    | 22        | 60   | S29           | 2.21                        |                   | 220                    | 25        | 50 | S37           | 1.44                        |
|                   | 150                    | 30        | 20  | S41           | 0.85                        |                   | 680                    | 30        | 45   | S46           | 2.10                        |                   | 220                    | 30        | 25 | S42           | 1.22                        |
|                   | 180                    | 22        | 25  | S22           | 0.92                        |                   | 680                    | 30        | 50   | S47           | 2.18                        |                   | 220                    | 30        | 30 | S43           | 1.25                        |
|                   | 180                    | 22        | 30  | S23           | 0.96                        |                   | 680                    | 35        | 35   | S54           | 2.04                        |                   | 220                    | 30        | 40 | S45           | 1.33                        |
|                   | 180                    | 25        | 25  | S32           | 0.97                        |                   | 680                    | 35        | 40   | S55           | 2.07                        |                   | 220                    | 35        | 20 | S51           | 1.20                        |
|                   | 180                    | 25        | 30  | S33           | 0.99                        |                   | 820                    | 30        | 50   | S47           | 2.32                        |                   | 220                    | 35        | 25 | S52           | 1.23                        |
|                   | 180                    | 30        | 20  | S41           | 0.93                        |                   | 820                    | 35        | 40   | S55           | 2.28                        |                   | 220                    | 35        | 30 | S53           | 1.27                        |
|                   | 180                    | 35        | 20  | S51           | 0.94                        |                   | 820                    | 35        | 45   | S56           | 2.34                        |                   | 270                    | 22        | 45 | S26           | 1.46                        |
|                   | 220                    | 22        | 30  | S23           | 1.06                        |                   | 1000                   | 30        | 60   | S49           | 2.72                        |                   | 270                    | 25        | 35 | S34           | 1.42                        |
|                   | 220                    | 22        | 35  | S24           | 1.08                        |                   | 1000                   | 35        | 50   | S57           | 2.61                        |                   | 270                    | 25        | 40 | S35           | 1.45                        |
|                   | 220                    | 25        | 25  | S32           | 1.07                        |                   | 1200                   | 35        | 55   | S58           | 2.96                        |                   | 270                    | 25        | 40 | S35           | 1.45                        |
|                   | 220                    | 25        | 30  | S33           | 1.09                        |                   | 56                     | 22        | 20   | S21           | 0.53                        |                   | 270                    | 30        | 30 | S43           | 1.39                        |
|                   | 220                    | 30        | 20  | S41           | 1.03                        |                   | 56                     | 22        | 25   | S22           | 0.59                        |                   | 270                    | 35        | 25 | S52           | 1.37                        |
|                   | 220                    | 30        | 25  | S42           | 1.06                        |                   | 68                     | 22        | 20   | S21           | 0.58                        |                   | 270                    | 35        | 35 | S54           | 1.46                        |
|                   | 220                    | 35        | 20  | S51           | 1.04                        |                   | 68                     | 22        | 30   | S23           | 0.68                        |                   | 330                    | 22        | 55 | S28           | 1.71                        |
|                   | 270                    | 22        | 35  | S24           | 1.20                        |                   | 82                     | 22        | 20   | S21           | 0.64                        |                   | 330                    | 25        | 40 | S35           | 1.61                        |
|                   | 270                    | 22        | 40  | S25           | 1.24                        |                   | 82                     | 22        | 25   | S22           | 0.71                        |                   | 330                    | 25        | 45 | S36           | 1.65                        |
|                   | 270                    | 25        | 30  | S33           | 1.21                        |                   | 82                     | 22        | 35   | S24           | 0.76                        |                   | 330                    | 30        | 35 | S44           | 1.61                        |
|                   | 270                    | 25        | 35  | S34           | 1.23                        |                   | 82                     | 25        | 20   | S31           | 0.68                        |                   | 330                    | 30        | 50 | S47           | 1.74                        |
|                   | 270                    | 30        | 25  | S42           | 1.17                        |                   | 82                     | 25        | 25   | S32           | 0.75                        |                   | 330                    | 35        | 25 | S52           | 1.51                        |
|                   | 270                    | 30        | 30  | S43           | 1.24                        |                   | 100                    | 22        | 25   | S22           | 0.79                        |                   | 330                    | 35        | 30 | S53           | 1.56                        |
|                   | 270                    | 35        | 20  | S51           | 1.15                        |                   | 100                    | 25        | 20   | S31           | 0.75                        |                   | 390                    | 25        | 50 | S37           | 1.85                        |
|                   | 270                    | 35        | 25  | S52           | 1.19                        |                   | 100                    | 25        | 30   | S33           | 0.83                        |                   | 390                    | 25        | 55 | S38           | 1.98                        |
|                   | 330                    | 22        | 40  | S25           | 1.37                        |                   | 100                    | 30        | 25   | S42           | 0.82                        |                   | 390                    | 30        | 40 | S45           | 1.77                        |
|                   | 330                    | 22        | 45  | S26           | 1.40                        |                   | 120                    | 22        | 25   | S22           | 0.86                        |                   | 390                    | 35        | 30 | S53           | 1.69                        |
|                   | 330                    | 25        | 35  | S34           | 1.36                        |                   | 120                    | 22        | 30   | S23           | 0.90                        |                   | 390                    | 35        | 35 | S54           | 1.76                        |
| 330               | 25                     | 40        | S35 | 1.40          | 120                         | 22                | 40                     | S25       | 0.95 | 390           | 35                          | 45                | S56                    | 1.86      |    |               |                             |
| 330               | 30                     | 25        | S42 | 1.29          | 120                         | 25                | 25                     | S32       | 0.88 | 470           | 25                          | 60                | S39                    | 2.25      |    |               |                             |
| 330               | 30                     | 30        | S43 | 1.37          | 120                         | 25                | 35                     | S34       | 0.94 | 470           | 30                          | 45                | S46                    | 2.01      |    |               |                             |
| 330               | 35                     | 25        | S52 | 1.31          | 120                         | 30                | 20                     | S41       | 0.87 | 470           | 35                          | 35                | S54                    | 1.93      |    |               |                             |
| 390               | 22                     | 50        | S27 | 1.56          | 150                         | 22                | 30                     | S23       | 0.99 | 470           | 35                          | 50                | S57                    | 2.06      |    |               |                             |
| 390               | 25                     | 40        | S35 | 1.52          | 150                         | 22                | 35                     | S24       | 1.03 | 560           | 30                          | 50                | S47                    | 2.27      |    |               |                             |
| 390               | 25                     | 45        | S36 | 1.56          | 150                         | 22                | 50                     | S27       | 1.11 | 560           | 35                          | 40                | S55                    | 2.16      |    |               |                             |
| 390               | 30                     | 30        | S43 | 1.49          | 150                         | 25                | 25                     | S32       | 0.99 | 680           | 30                          | 55                | S48                    | 2.59      |    |               |                             |
| 390               | 30                     | 35        | S44 | 1.52          | 150                         | 25                | 30                     | S33       | 1.01 | 680           | 35                          | 45                | S56                    | 2.53      |    |               |                             |
| 390               | 35                     | 25        | S52 | 1.43          | 150                         | 25                | 40                     | S35       | 1.08 | 680           | 35                          | 50                | S57                    | 2.73      |    |               |                             |
| 390               | 35                     | 30        | S53 | 1.51          | 150                         | 30                | 20                     | S41       | 0.98 | 820           | 35                          | 50                | S57                    | 3.00      |    |               |                             |
| 470               | 22                     | 55        | S28 | 1.78          | 150                         | 30                | 30                     | S43       | 1.07 | 1000          | 35                          | 60                | S59                    | 3.55      |    |               |                             |
| 470               | 25                     | 45        | S36 | 1.71          | 150                         | 35                | 20                     | S51       | 0.99 |               |                             |                   |                        |           |    |               |                             |

ALUMINUM

LARGE ALUMINUM

105°C

(Note) Rated ripple current : 105°C , 120Hz

• The standard ratings follow the next page.

## Standard Ratings

|                 | Rated voltage (V) | Rated capacitance (μF) | Case (mm) |      | Casing Symbol | Rated ripple current (Arms) | Rated voltage (V) | Rated capacitance (μF) | Case (mm) |     | Casing Symbol | Rated ripple current (Arms) | Rated voltage (V) | Rated capacitance (μF) | Case (mm) |    | Casing Symbol | Rated ripple current (Arms) |  |
|-----------------|-------------------|------------------------|-----------|------|---------------|-----------------------------|-------------------|------------------------|-----------|-----|---------------|-----------------------------|-------------------|------------------------|-----------|----|---------------|-----------------------------|--|
|                 |                   |                        | D         | L    |               |                             |                   |                        | D         | L   |               |                             |                   |                        | D         | L  |               |                             |  |
| ALUMINIUM       | 450               | 56                     | 22        | 20   | S21           | 0.53                        | 450               | 220                    | 25        | 40  | S35           | 1.31                        | 500               | 100                    | 22        | 35 | S24           | 0.84                        |  |
|                 |                   | 56                     | 25        | 20   | S31           | 0.60                        |                   | 220                    | 30        | 30  | S43           | 1.27                        |                   | 100                    | 25        | 25 | S32           | 0.81                        |  |
|                 |                   | 68                     | 22        | 20   | S21           | 0.58                        |                   | 220                    | 30        | 35  | S44           | 1.31                        |                   | 100                    | 25        | 30 | S33           | 0.85                        |  |
|                 |                   | 68                     | 22        | 25   | S22           | 0.65                        |                   | 220                    | 30        | 45  | S46           | 1.37                        |                   | 100                    | 30        | 20 | S41           | 0.80                        |  |
|                 |                   | 68                     | 22        | 30   | S23           | 0.68                        |                   | 220                    | 35        | 25  | S52           | 1.23                        |                   | 100                    | 30        | 25 | S42           | 0.82                        |  |
|                 |                   | 68                     | 25        | 20   | S31           | 0.66                        |                   | 220                    | 35        | 30  | S53           | 1.29                        |                   | 100                    | 35        | 20 | S51           | 0.81                        |  |
|                 |                   | 82                     | 22        | 25   | S22           | 0.71                        |                   | 220                    | 35        | 35  | S54           | 1.32                        |                   | 120                    | 22        | 35 | S24           | 0.92                        |  |
|                 |                   | 82                     | 22        | 30   | S23           | 0.74                        |                   | 270                    | 22        | 50  | S27           | 1.50                        |                   | 120                    | 22        | 40 | S25           | 0.95                        |  |
|                 |                   | 82                     | 22        | 35   | S24           | 0.76                        |                   | 270                    | 25        | 40  | S35           | 1.45                        |                   | 120                    | 25        | 30 | S33           | 0.92                        |  |
|                 |                   | 82                     | 25        | 20   | S31           | 0.68                        |                   | 270                    | 25        | 45  | S36           | 1.49                        |                   | 120                    | 25        | 35 | S34           | 0.95                        |  |
|                 |                   | 82                     | 25        | 25   | S32           | 0.73                        |                   | 270                    | 30        | 35  | S44           | 1.45                        |                   | 120                    | 30        | 25 | S42           | 0.90                        |  |
|                 |                   | 82                     | 25        | 30   | S33           | 0.77                        |                   | 270                    | 30        | 40  | S45           | 1.47                        |                   | 120                    | 30        | 30 | S43           | 0.93                        |  |
|                 |                   | 82                     | 30        | 20   | S41           | 0.72                        |                   | 270                    | 30        | 50  | S47           | 1.58                        |                   | 120                    | 35        | 20 | S51           | 0.89                        |  |
|                 |                   | 82                     | 30        | 25   | S42           | 0.74                        |                   | 270                    | 35        | 25  | S52           | 1.37                        |                   | 150                    | 22        | 40 | S25           | 1.07                        |  |
|                 |                   | 100                    | 22        | 25   | S22           | 0.79                        |                   | 270                    | 35        | 30  | S53           | 1.44                        |                   | 150                    | 22        | 45 | S26           | 1.09                        |  |
|                 |                   | 100                    | 22        | 30   | S23           | 0.82                        |                   | 270                    | 35        | 40  | S55           | 1.50                        |                   | 150                    | 25        | 35 | S34           | 1.05                        |  |
|                 |                   | 100                    | 22        | 40   | S25           | 0.87                        |                   | 330                    | 25        | 50  | S37           | 1.76                        |                   | 150                    | 25        | 40 | S35           | 1.08                        |  |
|                 |                   | 100                    | 25        | 25   | S32           | 0.81                        |                   | 330                    | 30        | 40  | S45           | 1.62                        |                   | 150                    | 30        | 25 | S42           | 1.00                        |  |
|                 |                   | 100                    | 25        | 35   | S34           | 0.88                        |                   | 330                    | 30        | 45  | S46           | 1.68                        |                   | 150                    | 30        | 30 | S43           | 1.02                        |  |
|                 |                   | 100                    | 30        | 20   | S41           | 0.80                        |                   | 330                    | 35        | 30  | S53           | 1.60                        |                   | 150                    | 35        | 25 | S52           | 1.02                        |  |
|                 |                   | 120                    | 22        | 30   | S23           | 0.90                        |                   | 330                    | 35        | 35  | S54           | 1.62                        |                   | 180                    | 22        | 45 | S26           | 1.19                        |  |
|                 |                   | 120                    | 22        | 35   | S24           | 0.92                        |                   | 330                    | 35        | 45  | S56           | 1.71                        |                   | 180                    | 22        | 50 | S27           | 1.22                        |  |
|                 |                   | 120                    | 22        | 50   | S27           | 1.00                        |                   | 390                    | 25        | 55  | S38           | 1.98                        |                   | 180                    | 25        | 40 | S35           | 1.19                        |  |
|                 |                   | 120                    | 25        | 25   | S32           | 0.88                        |                   | 390                    | 30        | 40  | S45           | 1.77                        |                   | 180                    | 25        | 45 | S36           | 1.22                        |  |
|                 |                   | 120                    | 25        | 30   | S33           | 0.93                        |                   | 390                    | 30        | 45  | S46           | 1.83                        |                   | 180                    | 30        | 30 | S43           | 1.14                        |  |
|                 |                   | 120                    | 25        | 40   | S35           | 0.97                        |                   | 390                    | 30        | 50  | S47           | 2.07                        |                   | 180                    | 30        | 35 | S44           | 1.16                        |  |
|                 |                   | 120                    | 30        | 20   | S41           | 0.87                        |                   | 390                    | 35        | 35  | S54           | 1.76                        |                   | 180                    | 35        | 25 | S52           | 1.12                        |  |
|                 |                   | 120                    | 30        | 25   | S42           | 0.90                        |                   | 390                    | 35        | 40  | S55           | 2.00                        |                   | 180                    | 35        | 30 | S53           | 1.15                        |  |
|                 |                   | 120                    | 30        | 30   | S43           | 0.95                        |                   | 470                    | 30        | 50  | S47           | 2.13                        |                   | 220                    | 22        | 55 | S28           | 1.40                        |  |
|                 |                   | 120                    | 35        | 20   | S51           | 0.89                        |                   | 470                    | 35        | 40  | S55           | 2.20                        |                   | 220                    | 25        | 45 | S36           | 1.35                        |  |
|                 |                   | 150                    | 22        | 35   | S24           | 1.03                        |                   | 470                    | 35        | 45  | S56           | 2.27                        |                   | 220                    | 25        | 50 | S37           | 1.39                        |  |
|                 |                   | 150                    | 22        | 40   | S25           | 1.05                        |                   | 470                    | 35        | 45  | S56           | 2.27                        |                   | 220                    | 30        | 35 | S44           | 1.31                        |  |
| 150             | 25                | 30                     | S33       | 1.03 | 560           | 30                          | 55                | S48                    | 2.35      | 220 | 30            | 40                          | S45               | 1.33                   |           |    |               |                             |  |
| 150             | 25                | 35                     | S34       | 1.05 | 560           | 35                          | 45                | S56                    | 2.48      | 220 | 35            | 30                          | S53               | 1.27                   |           |    |               |                             |  |
| 150             | 25                | 45                     | S36       | 1.11 | 560           | 35                          | 50                | S57                    | 2.50      | 270 | 25            | 50                          | S37               | 1.54                   |           |    |               |                             |  |
| 150             | 30                | 25                     | S42       | 1.00 | 680           | 35                          | 50                | S57                    | 2.61      | 270 | 30            | 40                          | S45               | 1.47                   |           |    |               |                             |  |
| 150             | 30                | 30                     | S43       | 1.05 | 820           | 35                          | 60                | S59                    | 3.07      | 270 | 30            | 45                          | S46               | 1.52                   |           |    |               |                             |  |
| 150             | 30                | 35                     | S44       | 1.08 | 39            | 22                          | 20                | S21                    | 0.44      | 270 | 35            | 30                          | S53               | 1.41                   |           |    |               |                             |  |
| 150             | 35                | 20                     | S51       | 0.99 | 47            | 22                          | 20                | S21                    | 0.48      | 270 | 35            | 35                          | S54               | 1.46                   |           |    |               |                             |  |
| 180             | 22                | 40                     | S25       | 1.17 | 47            | 25                          | 20                | S31                    | 0.55      | 330 | 25            | 60                          | S39               | 1.88                   |           |    |               |                             |  |
| 180             | 22                | 45                     | S26       | 1.19 | 56            | 22                          | 25                | S22                    | 0.59      | 330 | 30            | 45                          | S46               | 1.68                   |           |    |               |                             |  |
| 180             | 25                | 35                     | S34       | 1.16 | 56            | 25                          | 20                | S31                    | 0.57      | 330 | 30            | 50                          | S47               | 1.71                   |           |    |               |                             |  |
| 180             | 25                | 50                     | S37       | 1.30 | 68            | 22                          | 25                | S22                    | 0.65      | 330 | 35            | 35                          | S54               | 1.62                   |           |    |               |                             |  |
| 180             | 30                | 25                     | S42       | 1.10 | 68            | 22                          | 30                | S23                    | 0.68      | 330 | 35            | 40                          | S55               | 1.66                   |           |    |               |                             |  |
| 180             | 30                | 30                     | S43       | 1.14 | 68            | 25                          | 20                | S31                    | 0.62      | 390 | 30            | 50                          | S47               | 1.77                   |           |    |               |                             |  |
| 180             | 30                | 40                     | S45       | 1.20 | 68            | 25                          | 25                | S32                    | 0.68      | 390 | 35            | 40                          | S55               | 1.81                   |           |    |               |                             |  |
| 180             | 35                | 20                     | S51       | 1.08 | 68            | 30                          | 20                | S41                    | 0.66      | 390 | 35            | 45                          | S56               | 1.86                   |           |    |               |                             |  |
| 180             | 35                | 25                     | S52       | 1.12 | 82            | 22                          | 30                | S23                    | 0.74      | 470 | 30            | 60                          | S49               | 2.23                   |           |    |               |                             |  |
| 180             | 35                | 30                     | S53       | 1.15 | 82            | 25                          | 25                | S32                    | 0.73      | 470 | 35            | 45                          | S56               | 2.04                   |           |    |               |                             |  |
| 220             | 22                | 45                     | S26       | 1.32 | 82            | 25                          | 30                | S33                    | 0.77      | 470 | 35            | 50                          | S57               | 2.06                   |           |    |               |                             |  |
| 220             | 22                | 50                     | S27       | 1.35 | 82            | 30                          | 20                | S41                    | 0.72      | 560 | 35            | 55                          | S58               | 2.33                   |           |    |               |                             |  |
| 220             | 25                | 35                     | S34       | 1.28 | 100           | 22                          | 30                | S23                    | 0.82      | 680 | 35            | 60                          | S59               | 2.66                   |           |    |               |                             |  |
| LARGE ALUMINIUM | 105°C             |                        |           |      |               |                             |                   |                        |           |     |               |                             |                   |                        |           |    |               |                             |  |

(Note) Rated ripple current : 105°C , 120Hz

# LJ6, LJ2 LARGE CAPACITANCE ALUMINUM ELECTROLYTIC CAPACITORS

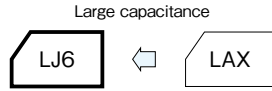


## Large-Capacitance, Long-Life, High-Reliability Capacitors

GREEN CAP

105°C  
5000hours

- Large-capacitance, Long-life, High-reliability capacitors.
- Guarantees 5000 hours at 105°C.



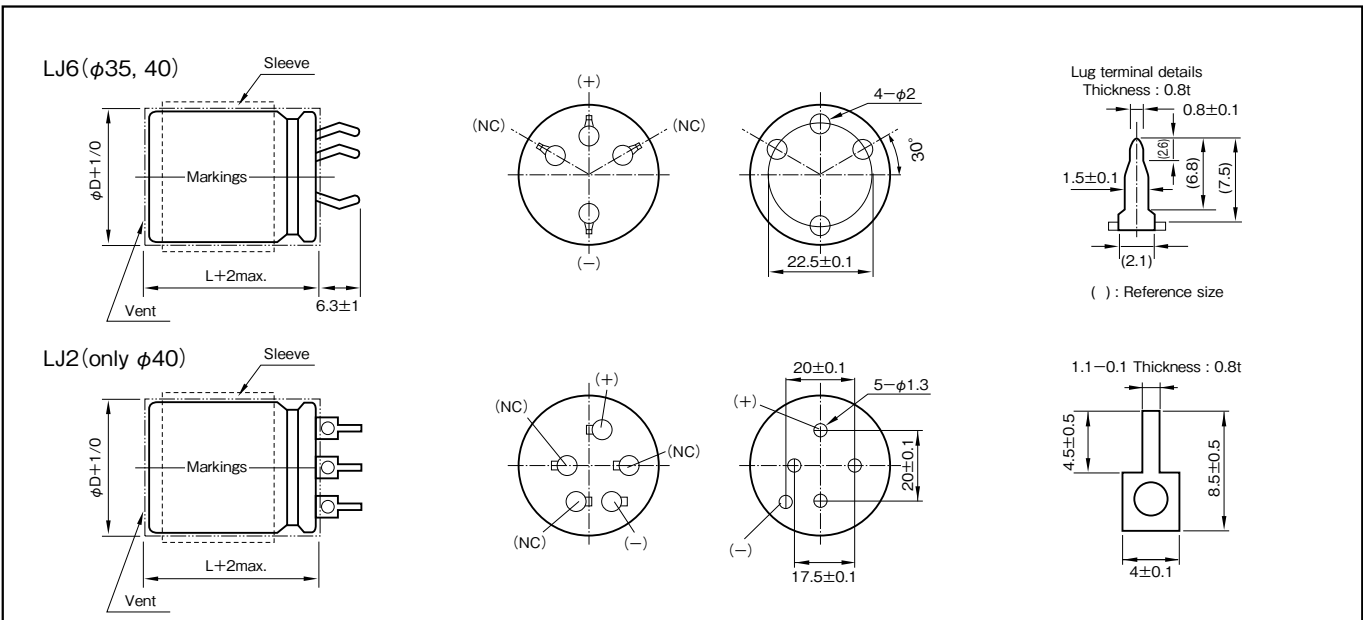
Marking color : White print on a black sleeve

### Specifications

| Item   | Performance   |   |
|--|---|---|
| Category temperature range (°C)                              | -25~+105  |   |
| Tolerance at rated capacitance (%)                           | ±20 (20°C, 120Hz)   |   |
| Leakage current (µA) (max.)                                  | 0.02CV or 5mA whichever is larger (after 5 minutes) C : Rated capacitance (µF) ; V : Rated voltage (V) (20°C) |   |
| Tangent of loss angle (tanδ)                                 | Rated voltage (V)   | 200 to 500                                  |
|  | tanδ (max.)   | 0.15 (20°C, 120Hz)                          |
| Characteristics at high and low temperature                  | Percentage of capacitance change (%)  | -25°C Within ±30% of the value at 20°C      |
|  | Impedance ratio (max.)  | Z-25°C/Z+20°C 4 (120Hz)                     |
| Endurance (105°C)<br>(Applied ripple current)                | Test time   | 5000 hours                                  |
|  | Leakage current   | The initial specified value or less         |
|  | Percentage of capacitance change  | Within ±20% of initial value                |
|  | Tangent of the loss angle   | 200% or less of the initial specified value |
| Shelf life (105°C)   | Test time   | 1000 hours                                  |
|  | Leakage current   | The initial specified value or less         |
|  | Percentage of capacitance change  | Within ±15% of initial value                |
|  | Tangent of the loss angle   | 150% or less of the initial specified value |
| Voltage application treatment : According to JIS C5101-4 4.1 |   |   |
| Applicable standards   | JIS C5101-1, -4 (IEC 60384-1, -4)   |   |

### Outline Drawing

Unit : mm



Part numbering system (example : 350V1500µF)

|             |   |                      |   |                          |                              |               |   |                 |
|-------------|---|----------------------|---|--------------------------|------------------------------|---------------|---|-----------------|
| LJ6         | — | 350                  | V | 152                      | M                            | S5D           | # | B               |
| Series code |   | Rated voltage symbol |   | Rated capacitance symbol | Capacitance tolerance symbol | Casing symbol |   | Optional symbol |

### Coefficient of Frequency for Rated Ripple Current

| Rated voltage (V) | Frequency (Hz) |     |      |      |      |
|-------------------|----------------|-----|------|------|------|
|                   | 50             | 120 | 1k   | 10k  | 30k  |
| 200 to 250        | 0.87           | 1   | 1.11 | 1.18 | 1.20 |
| 315 to 500        | 0.80           | 1   | 1.14 | 1.19 | 1.20 |

NOTE : Design, Specifications are subject to change without notice. It is recommended that you shall obtain technical specifications from ELNA to ensure that the component is suitable for your use.

Standard Ratings

| Rated voltage(V) |                          | 200                          |                 |                                   | 250                          |                 |                                   | 315                          |                 |                                   | 350                          |                 |                                   |
|------------------|--------------------------|------------------------------|-----------------|-----------------------------------|------------------------------|-----------------|-----------------------------------|------------------------------|-----------------|-----------------------------------|------------------------------|-----------------|-----------------------------------|
| Case<br>φD×L(mm) | Item<br>Casing<br>symbol | Rated<br>capacitance<br>(μF) | ESR<br>(Ω max.) | Rated ripple<br>current<br>(Arms) | Rated<br>capacitance<br>(μF) | ESR<br>(Ω max.) | Rated ripple<br>current<br>(Arms) | Rated<br>capacitance<br>(μF) | ESR<br>(Ω max.) | Rated ripple<br>current<br>(Arms) | Rated<br>capacitance<br>(μF) | ESR<br>(Ω max.) | Rated ripple<br>current<br>(Arms) |
| 35×40            | S55                      | —                            | —               | —                                 | —                            | —               | —                                 | 820                          | 0.24            | 2.23                              | —                            | —               | —                                 |
| 35×45            | S56                      | —                            | —               | —                                 | —                            | —               | —                                 | 1000                         | 0.20            | 2.62                              | —                            | —               | —                                 |
| 35×50            | S57                      | 2200                         | 0.090           | 4.05                              | —                            | —               | —                                 | 1200                         | 0.17            | 3.03                              | 820                          | 0.24            | 2.10                              |
| 35×55            | S58                      | —                            | —               | —                                 | 1500                         | 0.13            | 3.17                              | —                            | —               | —                                 | —                            | —               | —                                 |
| 35×60            | S59                      | 2700                         | 0.073           | 4.77                              | 1800                         | 0.11            | 3.69                              | 1500                         | 0.13            | 3.55                              | 1000                         | 0.20            | 2.46                              |
| 35×70            | S5B                      | —                            | —               | —                                 | 2200                         | 0.09            | 4.31                              | 1800                         | 0.11            | 4.07                              | 1200                         | 0.17            | 2.84                              |
| 35×80            | S5C                      | 3300                         | 0.060           | 5.56                              | 2700                         | 0.07            | 5.24                              | —                            | —               | —                                 | —                            | —               | —                                 |
| 35×90            | S5D                      | —                            | —               | —                                 | —                            | —               | —                                 | —                            | —               | —                                 | 1500                         | 0.13            | 3.34                              |
| 35×100           | S5E                      | 3900                         | 0.051           | 6.64                              | —                            | —               | —                                 | —                            | —               | —                                 | 1800                         | 0.11            | 3.82                              |
| 40×45            | S66                      | 2200                         | 0.090           | 4.40                              | —                            | —               | —                                 | —                            | —               | —                                 | —                            | —               | —                                 |
| 40×50            | S67                      | —                            | —               | —                                 | 1800                         | 0.11            | 3.77                              | 1200                         | 0.17            | 3.11                              | 1000                         | 0.20            | 2.50                              |
| 40×60            | S69                      | 2700                         | 0.073           | 5.17                              | 2200                         | 0.09            | 4.43                              | 1500                         | 0.13            | 3.67                              | 1200                         | 0.17            | 2.90                              |
| 40×70            | S6B                      | 3300                         | 0.060           | 6.02                              | 2700                         | 0.07            | 5.42                              | 1800                         | 0.11            | 4.21                              | 1500                         | 0.13            | 3.40                              |
| 40×80            | S6C                      | 3900                         | 0.051           | 7.00                              | —                            | —               | —                                 | —                            | —               | —                                 | 1800                         | 0.11            | 3.95                              |

| Rated voltage(V) |                          | 400                          |                 |                                   | 450                          |                 |                                   | 500                          |                 |                                   |
|------------------|--------------------------|------------------------------|-----------------|-----------------------------------|------------------------------|-----------------|-----------------------------------|------------------------------|-----------------|-----------------------------------|
| Case<br>φD×L(mm) | Item<br>Casing<br>symbol | Rated<br>capacitance<br>(μF) | ESR<br>(Ω max.) | Rated ripple<br>current<br>(Arms) | Rated<br>capacitance<br>(μF) | ESR<br>(Ω max.) | Rated ripple<br>current<br>(Arms) | Rated<br>capacitance<br>(μF) | ESR<br>(Ω max.) | Rated ripple<br>current<br>(Arms) |
| 35×45            | S56                      | —                            | —               | —                                 | —                            | —               | —                                 | 390                          | 0.51            | 1.65                              |
| 35×50            | S57                      | —                            | —               | —                                 | 560                          | 0.36            | 2.16                              | —                            | —               | —                                 |
| 35×55            | S58                      | 820                          | 0.24            | 2.49                              | —                            | —               | —                                 | —                            | —               | —                                 |
| 35×60            | S59                      | —                            | —               | —                                 | 680                          | 0.29            | 2.53                              | 560                          | 0.36            | 2.22                              |
| 35×65            | A65                      | —                            | —               | —                                 | 820                          | 0.24            | 2.94                              | —                            | —               | —                                 |
| 35×70            | S5B                      | —                            | —               | —                                 | —                            | —               | —                                 | 680                          | 0.29            | 2.57                              |
| 35×75            | A75                      | 1200                         | 0.17            | 3.55                              | —                            | —               | —                                 | —                            | —               | —                                 |
| 35×80            | S5C                      | —                            | —               | —                                 | 1000                         | 0.20            | 3.41                              | —                            | —               | —                                 |
| 35×100           | S5E                      | —                            | —               | —                                 | 1200                         | 0.17            | 3.90                              | —                            | —               | —                                 |
| 35×105           | AA5                      | 1500                         | 0.13            | 4.15                              | —                            | —               | —                                 | —                            | —               | —                                 |
| 40×50            | S67                      | —                            | —               | —                                 | 680                          | 0.29            | 2.45                              | 560                          | 0.36            | 2.15                              |
| 40×55            | S68                      | —                            | —               | —                                 | 820                          | 0.24            | 2.84                              | —                            | —               | —                                 |
| 40×60            | S69                      | 1000                         | 0.20            | 3.10                              | 1000                         | 0.20            | 3.33                              | 680                          | 0.29            | 2.51                              |
| 40×70            | S6B                      | —                            | —               | —                                 | —                            | —               | —                                 | 820                          | 0.24            | 3.05                              |
| 40×75            | B75                      | 1200                         | 0.17            | 3.65                              | —                            | —               | —                                 | —                            | —               | —                                 |
| 40×80            | S6C                      | 1500                         | 0.13            | 4.30                              | 1200                         | 0.17            | 3.65                              | —                            | —               | —                                 |

(Note) Rated ripple current : 105°C , 120Hz ; ESR : 20°C , 120Hz



# LM, LPM LARGE CAPACITANCE ALUMINUM ELECTROLYTIC CAPACITORS ELNA®

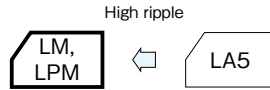
## For-Inverter, High-Ripple Capacitors

GREEN CAP 85°C 2000hours

- Withstands high-ripple current generated by the voltage doubler rectifier system.
- Guarantees 2000 hours at 85°C.



Marking color : White print on a black sleeve

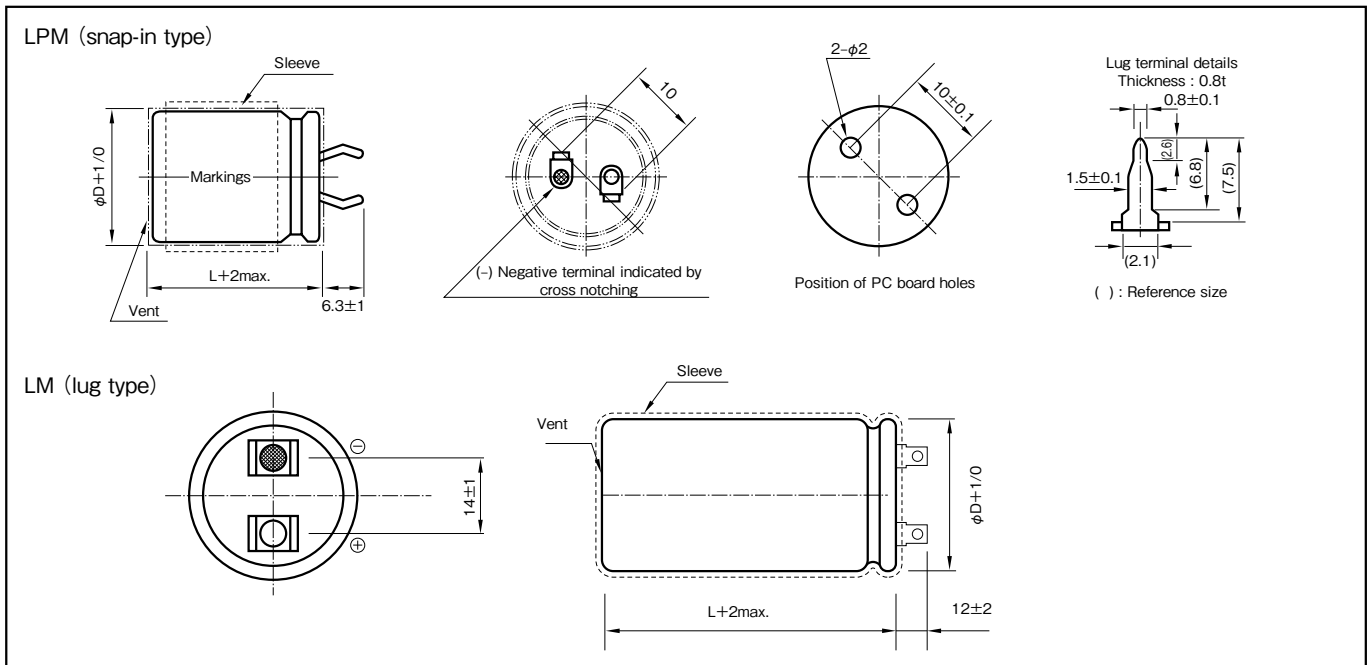


### Specifications

| Item   | Performance  |   |
|--|--|---|
| Category temperature range (°C)                              | -25 to +85   |   |
| Tolerance at rated capacitance (%)                           | ±10 (20°C, 120Hz)  |   |
| Leakage current (μA) (max.)                                  | 0.01 CV or 5mA whichever is larger (after 5 minutes) C : Rated capacitance (μF) ; V : Rated voltage (V) (20°C) |   |
| Tangent of loss angle (tanδ)                                 | Rated voltage (V)  | 250, 400                                    |
|  | tanδ (max.)  | 0.05 (20°C, 120Hz)                          |
| Characteristics at high and low temperature                  | Rated voltage (V)  | 250, 400                                    |
|  | Impedance ratio (max.) Z-25°C/Z+20°C   | 4 (120Hz)                                   |
| Endurance (85°C) (Applied ripple current)                    | Test time  | 2000 hours                                  |
|  | Leakage current  | The initial specified value or less         |
|  | Percentage of capacitance change   | Within ±20% of initial value                |
|  | Tangent of the loss angle  | 200% or less of the initial specified value |
| Shelf life (85°C)  | Test time  | 500 hours                                   |
|  | Leakage current  | The initial specified value or less         |
|  | Percentage of capacitance change   | Within ±15% of initial value                |
|  | Tangent of the loss angle  | 150% or less of the initial specified value |
| Voltage application treatment : According to JIS C5101-4 4.1 |  |   |
| Applicable standards   | JIS C5101-1, -4 (IEC 60384-1, -4)  |   |

### Outline Drawing

Unit : mm



Part numbering system (example : 250V440μF)

|             |                      |                          |                              |               |                 |   |
|-------------|----------------------|--------------------------|------------------------------|---------------|-----------------|---|
| LM          | —                    | 250 V                    | 441                          | K             | S6E #           | B |
| Series code | Rated voltage symbol | Rated capacitance symbol | Capacitance tolerance symbol | Casing symbol | Optional symbol |   |

### Coefficient of Frequency for Rated Ripple Current

| Frequency (Hz)    | 50       | 120  | 400 | 1k   | 10k  |      |
|-------------------|----------|------|-----|------|------|------|
| Rated voltage (V) | 250, 400 | 0.80 | 1   | 1.32 | 1.46 | 1.61 |

**LM series Standard Ratings**

| Rated capacitance (μF) | 250V      |     | Casing symbol | ESR (Ω max.) | Rated ripple current (Arms) |
|------------------------|-----------|-----|---------------|--------------|-----------------------------|
|                        | Case (mm) |     |               |              |                             |
|                        | φD        | L   |               |              |                             |
| 200                    | 40        | 100 | S6E           | 0.33         | 3.80                        |
| 220                    | 40        | 100 | S6E           | 0.30         | 4.00                        |
| 330                    | 40        | 100 | S6E           | 0.20         | 4.85                        |
| 360                    | 40        | 100 | S6E           | 0.18         | 5.10                        |
| 390                    | 40        | 100 | S6E           | 0.17         | 5.30                        |
| 420                    | 40        | 100 | S6E           | 0.16         | 5.50                        |
| 440                    | 40        | 100 | S6E           | 0.15         | 5.60                        |

| Rated capacitance (μF) | 400V      |     | Casing symbol | ESR (Ω max.) | Rated ripple current (Arms) |
|------------------------|-----------|-----|---------------|--------------|-----------------------------|
|                        | Case (mm) |     |               |              |                             |
|                        | φD        | L   |               |              |                             |
| 90                     | 35        | 80  | S5C           | 0.74         | 3.00                        |
|                        | 40        | 80  | S6C           | 0.74         | 3.00                        |
| 100                    | 35        | 90  | S5D           | 0.66         | 3.20                        |
|                        | 40        | 90  | S6D           | 0.66         | 3.20                        |
| 110                    | 35        | 100 | S5E           | 0.60         | 3.30                        |
|                        | 40        | 100 | S6E           | 0.60         | 3.30                        |
| 150                    | 35        | 100 | S5E           | 0.44         | 3.90                        |
|                        | 40        | 100 | S6E           | 0.44         | 3.90                        |
| 165                    | 40        | 100 | S6E           | 0.40         | 4.10                        |
| 220                    | 40        | 100 | S6E           | 0.30         | 4.10                        |

(Note) Rated ripple current : 85°C , 120Hz ; ESR. : 20°C , 120Hz

**LPM series Standard Ratings**

| Rated capacitance (μF) | 250V      |    | Casing symbol | ESR (Ω max.) | Rated ripple current (Arms) |
|------------------------|-----------|----|---------------|--------------|-----------------------------|
|                        | Case (mm) |    |               |              |                             |
|                        | φD        | L  |               |              |                             |
| 100                    | 35        | 40 | S55           | 0.66         | 1.90                        |
| 110                    | 35        | 40 | S55           | 0.60         | 2.00                        |
| 165                    | 35        | 45 | S56           | 0.40         | 2.45                        |
| 180                    | 35        | 50 | S57           | 0.37         | 2.58                        |
| 195                    | 35        | 50 | S57           | 0.34         | 2.68                        |
| 210                    | 35        | 50 | S57           | 0.32         | 2.78                        |
| 220                    | 35        | 50 | S57           | 0.30         | 2.80                        |

| Rated capacitance (μF) | 400V      |    | Casing symbol | ESR (Ω max.) | Rated ripple current (Arms) |
|------------------------|-----------|----|---------------|--------------|-----------------------------|
|                        | Case (mm) |    |               |              |                             |
|                        | φD        | L  |               |              |                             |
| 45                     | 35        | 50 | S57           | 1.47         | 1.50                        |
| 55                     | 35        | 40 | S55           | 1.21         | 1.70                        |
| 75                     | 35        | 50 | S57           | 0.88         | 1.98                        |
| 82                     | 35        | 50 | S57           | 0.81         | 2.00                        |

(Note) Rated ripple current : 85°C , 120Hz ; ESR. : 20°C , 120Hz

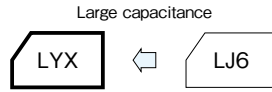
## Screw Terminal, Long Life, High Temperature Capacitors

GREEN CAP 105°C 5000hours

- Screw Terminal, Long Life, High Temperature capacitors.
- Guarantees 5000 hours at 105°C.



Marking color : Silver print on a black sleeve



### Specifications

| Item   | Performance   |   |
|--|---|---|
| Category temperature range (°C)                              | -40 to +105   |   |
| Tolerance at rated capacitance (%)                           | ±20 (20°C, 120Hz)   |   |
| Leakage current (µA) (max.)                                  | 0.01CV or 5mA whichever is larger (after 5 minutes) C : Rated capacitance (µF) ; V : Rated voltage (V) (20°C) |   |
| Tangent of loss angle (tanδ)                                 | 0.20 (20°C, 120Hz)  |   |
| Endurance (105°C)<br>(Applied ripple current)                | Test time   | 5000 hours                                  |
|  | Leakage current   | The initial specified value or less         |
|  | Percentage of capacitance change  | Within ±20% of initial value                |
|  | Tangent of the loss angle   | 200% or less of the initial specified value |
| Shelf life (105°C)   | Test time   | 1000 hours                                  |
|  | Leakage current   | The initial specified value or less         |
|  | Percentage of capacitance change  | Within ±20% of initial value                |
|  | Tangent of the loss angle   | 200% or less of the initial specified value |
| Voltage application treatment : According to JIS C5101-4 4.1 |   |   |
| Applicable standards   | JIS C5101-1, -4 (IEC 60384-1, -4)   |   |

### Outline Drawing

Unit : mm

| φD  | 36   | 51   | 64   | 77   | 90   | 101  |
|-----|------|------|------|------|------|------|
| F±1 | 12.7 | 22.0 | 28.2 | 31.4 | 31.4 | 41.5 |

### Mounting Clamp

Unit : mm

Code J (2-legs)

| φD | W1   | W2    | A   | B |
|----|------|-------|-----|---|
| 36 | 48   | 58    | 3.8 | 7 |
| 51 | 68   | 80    | 5   | 7 |
| 64 | 81   | 93    | 5   | 7 |
| 77 | 93.5 | 106   | 5   | 7 |
| 90 | 108  | 120.5 | 5   | 7 |

Code K (3-legs)

| φD  | R1   | R2   | A | B |
|-----|------|------|---|---|
| 51  | 31.8 | 36.5 | 5 | 7 |
| 64  | 38.1 | 42.6 | 5 | 7 |
| 77  | 44.5 | 49.2 | 5 | 7 |
| 90  | 50.8 | 55.6 | 5 | 7 |
| 101 | 57.5 | 63.5 | 6 | 8 |

| φD     | H  |
|--------|----|
| 36     | 15 |
| 51~101 | 30 |

### Part numbering system (example : 400V3300µF)

|             |   |                      |   |                          |                              |               |                 |            |
|-------------|---|----------------------|---|--------------------------|------------------------------|---------------|-----------------|------------|
| LYX         | — | 400                  | V | 332                      | M                            | DD0           | B               | □          |
| Series code |   | Rated voltage symbol |   | Rated capacitance symbol | Capacitance tolerance symbol | Casing symbol | Optional symbol | Clamp code |

### Coefficient of Frequency for Rated Ripple Current

| Frequency (Hz)    | 50   | 120 | 300  | 1k   | 10k  |
|-------------------|------|-----|------|------|------|
| Rated voltage (V) |      |     |      |      |      |
| 350 to 450        | 0.80 | 1   | 1.10 | 1.30 | 1.40 |

NOTE : Design, Specifications are subject to change without notice. It is recommended that you shall obtain technical specifications from ELNA to ensure that the component is suitable for your use.

ALUMINUM

LARGE ALUMINUM

105°C

Standard Ratings

| Rated capacitance (μF) | 350V      |     |               |               |                               | 400V      |    |               |               |                               |      |
|------------------------|-----------|-----|---------------|---------------|-------------------------------|-----------|----|---------------|---------------|-------------------------------|------|
|                        | Case (mm) |     | Casing symbol | ESR (mΩ max.) | Rated ripple current (mA rms) | Case (mm) |    | Casing symbol | ESR (mΩ max.) | Rated ripple current (mA rms) |      |
|                        | φD        | L   |               |               |                               | φD        | L  |               |               |                               |      |
| 1000                   | 51        | 75  | C75           | 259           | 3.9                           | 1000      | 51 | 75            | C75           | 215                           | 3.9  |
| 1200                   | 51        | 75  | C75           | 215           | 4.2                           | 1200      | 51 | 96            | C96           | 179                           | 4.6  |
| 1500                   | 51        | 96  | C96           | 172           | 5.2                           | 1500      | 51 | 115           | CB5           | 143                           | 5.6  |
| 1800                   | 51        | 96  | C96           | 143           | 5.7                           | 1800      | 51 | 130           | CD0           | 119                           | 6.4  |
| 2200                   | 51        | 130 | CD0           | 117           | 7.1                           | 2200      | 64 | 96            | D96           | 98                            | 6.9  |
| 2700                   | 64        | 96  | D96           | 96            | 7.7                           | 2700      | 64 | 115           | DB5           | 80                            | 8.2  |
| 3300                   | 64        | 115 | DB5           | 78            | 9.1                           | 3300      | 64 | 130           | DD0           | 65                            | 9.5  |
| 3900                   | 64        | 130 | DD0           | 66            | 10.4                          | 3900      | 64 | 155           | DF5           | 55                            | 11.1 |
| 4700                   | 64        | 155 | DF5           | 55            | 12.2                          |           | 77 | 115           | EB5           | 55                            | 10.4 |
|                        | 77        | 115 | EB5           | 55            | 11.5                          | 4700      | 64 | 195           | DJ5           | 46                            | 13.4 |
| 5600                   | 64        | 195 | DJ5           | 46            | 14.6                          |           | 77 | 130           | ED0           | 46                            | 12.0 |
|                        | 77        | 130 | ED0           | 46            | 13.1                          | 5600      | 64 | 195           | DJ5           | 39                            | 14.6 |
| 6800                   | 77        | 155 | EF5           | 38            | 15.5                          |           | 77 | 155           | EF5           | 39                            | 14.0 |
| 8200                   | 90        | 157 | FF7           | 31            | 18.1                          | 6800      | 90 | 157           | FF7           | 32                            | 16.5 |
| 10000                  | 90        | 157 | FF7           | 26            | 19.9                          | 8200      | 90 | 157           | FF7           | 26                            | 18.1 |
| 12000                  | 90        | 196 | FJ6           | 22            | 23.8                          | 10000     | 90 | 196           | FJ6           | 22                            | 21.7 |
| 15000                  | 90        | 236 | FN6           | 17            | 28.8                          | 12000     | 90 | 236           | FN6           | 18                            | 25.8 |

| Rated capacitance (μF) | 450V      |     |               |               |                               |
|------------------------|-----------|-----|---------------|---------------|-------------------------------|
|                        | Case (mm) |     | Casing symbol | ESR (mΩ max.) | Rated ripple current (mA rms) |
|                        | φD        | L   |               |               |                               |
| 1000                   | 51        | 96  | C96           | 215           | 4.2                           |
| 1200                   | 51        | 115 | CB5           | 179           | 5.0                           |
| 1500                   | 51        | 130 | CD0           | 143           | 5.9                           |
| 1800                   | 64        | 96  | D96           | 119           | 6.3                           |
| 2200                   | 64        | 115 | DB5           | 98            | 7.4                           |
| 2700                   | 64        | 130 | DD0           | 80            | 8.6                           |
|                        | 77        | 115 | EB5           | 80            | 8.7                           |
| 3300                   | 64        | 155 | DF5           | 65            | 10.2                          |
|                        | 77        | 130 | ED0           | 65            | 10.1                          |
| 3900                   | 64        | 195 | DJ5           | 55            | 12.3                          |
| 4700                   | 77        | 155 | EF5           | 46            | 12.9                          |
| 5600                   | 77        | 195 | EJ5           | 38            | 15.4                          |
|                        | 90        | 157 | FF7           | 38            | 14.9                          |
| 6800                   | 90        | 196 | FJ6           | 32            | 18.0                          |
| 8200                   | 90        | 196 | FJ6           | 27            | 19.8                          |
| 10000                  | 90        | 236 | FN6           | 22            | 23.6                          |

(Note) Rated ripple current : 105°C , 120Hz ; ESR : 20°C , 120Hz

ALUMINIUM

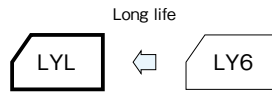
LARGE ALUMINIUM

105°C

## Screw Terminal, Long Life Capacitors

GREEN CAP 85°C 20000hours

- Screw Terminal, Long Life capacitors.
- Guarantees 20000 hours at 85°C.



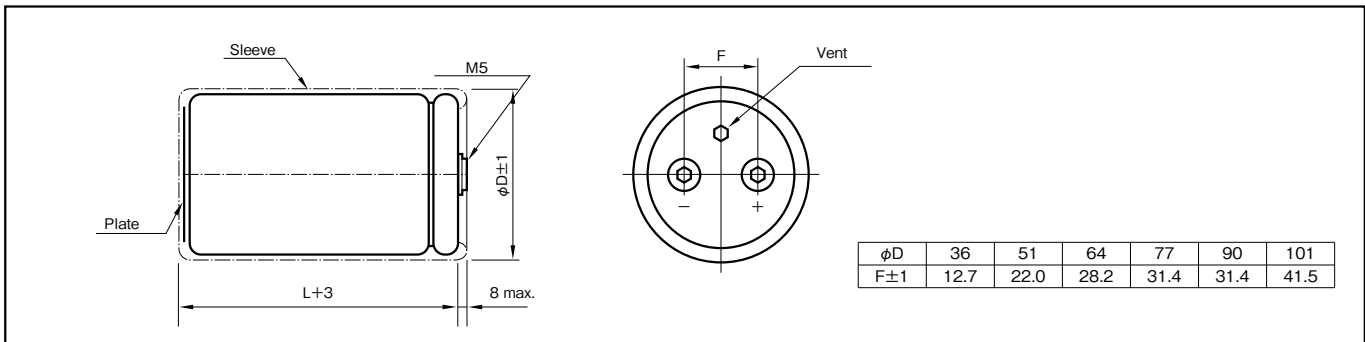
Marking color : Silver print on a black sleeve

### Specifications

| Item   | Performance   |   |
|--|---|---|
| Category temperature range (°C)                              | -40 to +85  |   |
| Tolerance at rated capacitance (%)                           | ±20 (20°C,120Hz)  |   |
| Leakage current (μA) (max.)                                  | 0.01CV or 5mA whichever is larger (after 5 minutes) C : Rated capacitance (μF) ; V : Rated voltage (V) (20°C) |   |
| Tangent of loss angle (tanδ)                                 | 0.20 (20°C,120Hz)   |   |
| Endurance (85°C)<br>(Applied ripple current)                 | Test time   | 20000 hours                                 |
|  | Leakage current   | The initial specified value or less         |
|  | Percentage of capacitance change  | Within ±20% of initial value                |
|  | Tangent of the loss angle   | 200% or less of the initial specified value |
| Shelf life (85°C)  | Test time   | 1000 hours                                  |
|  | Leakage current   | The initial specified value or less         |
|  | Percentage of capacitance change  | Within ±20% of initial value                |
|  | Tangent of the loss angle   | 200% or less of the initial specified value |
| Voltage application treatment : According to JIS C5101-4 4.1 |   |   |
| Applicable standards   | JIS C5101-1, -4 (IEC 60384-1, -4)   |   |

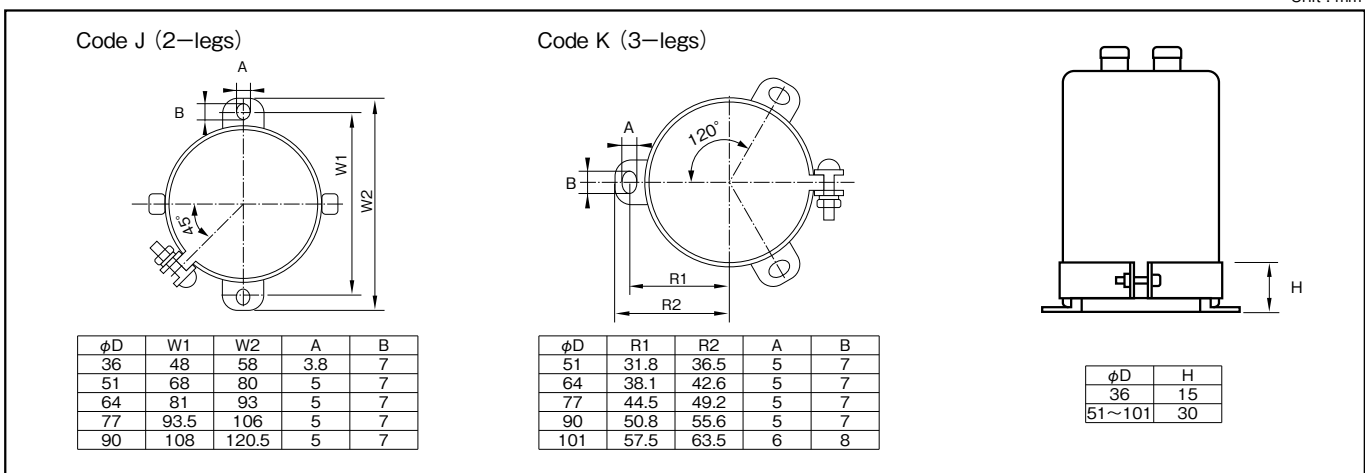
### Outline Drawing

Unit : mm



### Mounting Clamp

Unit : mm



### Part numbering system (example : 450V4700μF)

|             |   |                      |   |                          |                              |               |                 |            |
|-------------|---|----------------------|---|--------------------------|------------------------------|---------------|-----------------|------------|
| LYL         | — | 450                  | V | 472                      | M                            | EF5           | B               | □          |
| Series code |   | Rated voltage symbol |   | Rated capacitance symbol | Capacitance tolerance symbol | Casing symbol | Optional symbol | Clamp code |

### Coefficient of Frequency for Rated Ripple Current

| Frequency (Hz)    | 50   | 120 | 300  | 1k   | 10k  |
|-------------------|------|-----|------|------|------|
| Rated voltage (V) |      |     |      |      |      |
| 350 to 450        | 0.80 | 1   | 1.10 | 1.30 | 1.40 |

NOTE : Design, Specifications are subject to change without notice. It is recommended that you shall obtain technical specifications from ELNA to ensure that the component is suitable for your use.

Standard Ratings

| Rated capacitance (μF) | 350V      |     |               |               |   | 400V      |    |               |               |   |      |
|------------------------|-----------|-----|---------------|---------------|---|-----------|----|---------------|---------------|---|------|
|                        | Case (mm) |     | Casing symbol | ESR (mΩ max.) | Rated ripple current (mA <sub>rms</sub> ) | Case (mm) |    | Casing symbol | ESR (mΩ max.) | Rated ripple current (mA <sub>rms</sub> ) |      |
|                        | φD        | L   |               |               |   | φD        | L  |               |               |   |      |
| 1000                   | 51        | 75  | C75           | 259           | 3.9                                       | 1000      | 51 | 75            | C75           | 215                                       | 3.9  |
| 1200                   | 51        | 75  | C75           | 215           | 4.2                                       | 1200      | 51 | 96            | C96           | 179                                       | 4.6  |
| 1500                   | 51        | 96  | C96           | 172           | 5.2                                       | 1500      | 51 | 115           | CB5           | 143                                       | 5.6  |
| 1800                   | 51        | 96  | C96           | 143           | 5.7                                       | 1800      | 51 | 130           | CD0           | 119                                       | 6.4  |
| 2200                   | 51        | 130 | CD0           | 117           | 7.1                                       | 2200      | 64 | 96            | D96           | 98  | 6.9  |
| 2700                   | 64        | 96  | D96           | 96            | 7.7                                       | 2700      | 64 | 115           | DB5           | 80  | 8.2  |
| 3300                   | 64        | 115 | DB5           | 78            | 9.1                                       | 3300      | 64 | 130           | DD0           | 65  | 9.5  |
| 3900                   | 64        | 130 | DD0           | 66            | 10.4                                      | 3900      | 64 | 155           | DF5           | 55  | 11.1 |
| 4700                   | 64        | 155 | DF5           | 55            | 12.2                                      |           | 77 | 115           | EB5           | 55  | 10.4 |
|                        | 77        | 115 | EB5           | 55            | 11.5                                      | 4700      | 64 | 195           | DJ5           | 46  | 13.4 |
| 5600                   | 64        | 195 | DJ5           | 46            | 14.6                                      |           | 77 | 130           | ED0           | 46  | 12.0 |
|                        | 77        | 130 | ED0           | 46            | 13.1                                      | 5600      | 64 | 195           | DJ5           | 39  | 14.6 |
| 6800                   | 77        | 155 | EF5           | 38            | 15.5                                      |           | 77 | 155           | EF5           | 39  | 14.0 |
| 8200                   | 90        | 157 | FF7           | 31            | 18.1                                      | 6800      | 90 | 157           | FF7           | 32  | 16.5 |
| 10000                  | 90        | 157 | FF7           | 26            | 19.9                                      | 8200      | 90 | 157           | FF7           | 26  | 18.1 |
| 12000                  | 90        | 196 | FJ6           | 22            | 23.8                                      | 10000     | 90 | 196           | FJ6           | 22  | 21.7 |
| 15000                  | 90        | 236 | FN6           | 17            | 28.8                                      | 12000     | 90 | 236           | FN6           | 18  | 25.8 |

| Rated capacitance (μF) | 450V      |     |               |               |   |
|------------------------|-----------|-----|---------------|---------------|---|
|                        | Case (mm) |     | Casing symbol | ESR (mΩ max.) | Rated ripple current (mA <sub>rms</sub> ) |
|                        | φD        | L   |               |               |   |
| 1000                   | 51        | 96  | C96           | 215           | 4.2                                       |
| 1200                   | 51        | 115 | CB5           | 179           | 5.0                                       |
| 1500                   | 51        | 130 | CD0           | 143           | 5.9                                       |
| 1800                   | 64        | 96  | D96           | 119           | 6.3                                       |
| 2200                   | 64        | 115 | DB5           | 98            | 7.4                                       |
| 2700                   | 64        | 130 | DD0           | 80            | 8.6                                       |
|                        | 77        | 115 | EB5           | 80            | 8.7                                       |
| 3300                   | 64        | 155 | DF5           | 65            | 10.2                                      |
|                        | 77        | 130 | ED0           | 65            | 10.1                                      |
| 3900                   | 64        | 195 | DJ5           | 55            | 12.3                                      |
| 4700                   | 77        | 155 | EF5           | 46            | 12.9                                      |
| 5600                   | 77        | 195 | EJ5           | 38            | 15.4                                      |
|                        | 90        | 157 | FF7           | 38            | 14.9                                      |
| 6800                   | 90        | 196 | FJ6           | 32            | 18.0                                      |
| 8200                   | 90        | 196 | FJ6           | 27            | 19.8                                      |
| 10000                  | 90        | 236 | FN6           | 22            | 23.6                                      |

(Note) Rated ripple current : 85°C , 120Hz ; ESR. : 20°C , 120Hz

ALUMINUM

LARGE ALUMINUM

85°C

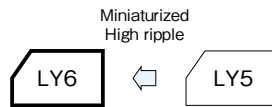
## Screw Terminal, Miniaturized, High Ripple Capacitors

GREEN CAP 85°C 5000hours

- Screw Terminal, Miniaturized, High Ripple capacitors.
- Guarantees 5000 hours at 85°C.



Marking color : Silver print on a black sleeve

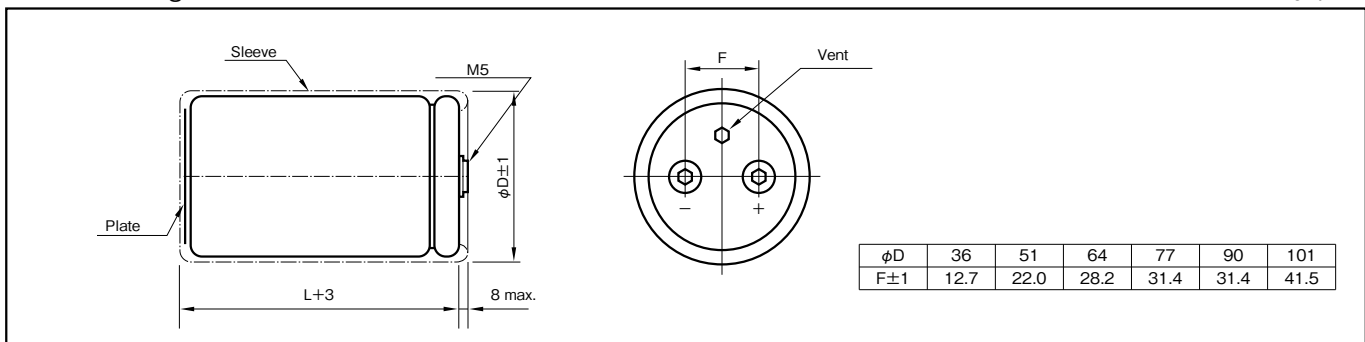


### Specifications

| Item   | Performance   |   |          |      |
|--|---|---|----------|------|
| Category temperature range (°C)                              | -25 to +85  |   |          |      |
| Tolerance at rated capacitance (%)                           | ±20 (20°C, 120Hz)   |   |          |      |
| Leakage current (µA) (max.)                                  | 0.01CV or 5mA whichever is larger (after 5 minutes) C : Rated capacitance (µF) ; V : Rated voltage (V) (20°C) |   |          |      |
| Tangent of loss angle (tanδ)                                 | Rated voltage (V)   | 400, 450                                    | 500, 550 | 600  |
|  | tanδ (max.)   | 0.15  | 0.20     | 0.25 |
| Endurance (85°C)<br>(Applied ripple current)                 | Test time   | 5000 hours                                  |          |      |
|  | Leakage current   | The initial specified value or less         |          |      |
|  | Percentage of capacitance change  | Within ±20% of initial value                |          |      |
|  | Tangent of the loss angle   | 200% or less of the initial specified value |          |      |
| Shelf life (85°C)  | Test time   | 1000 hours                                  |          |      |
|  | Leakage current   | The initial specified value or less         |          |      |
|  | Percentage of capacitance change  | Within ±20% of initial value                |          |      |
|  | Tangent of the loss angle   | 200% or less of the initial specified value |          |      |
| Voltage application treatment : According to JIS C5101-4 4.1 |   |   |          |      |
| Applicable standards   | JIS C5101-1, -4 (IEC 60384-1, -4)   |   |          |      |

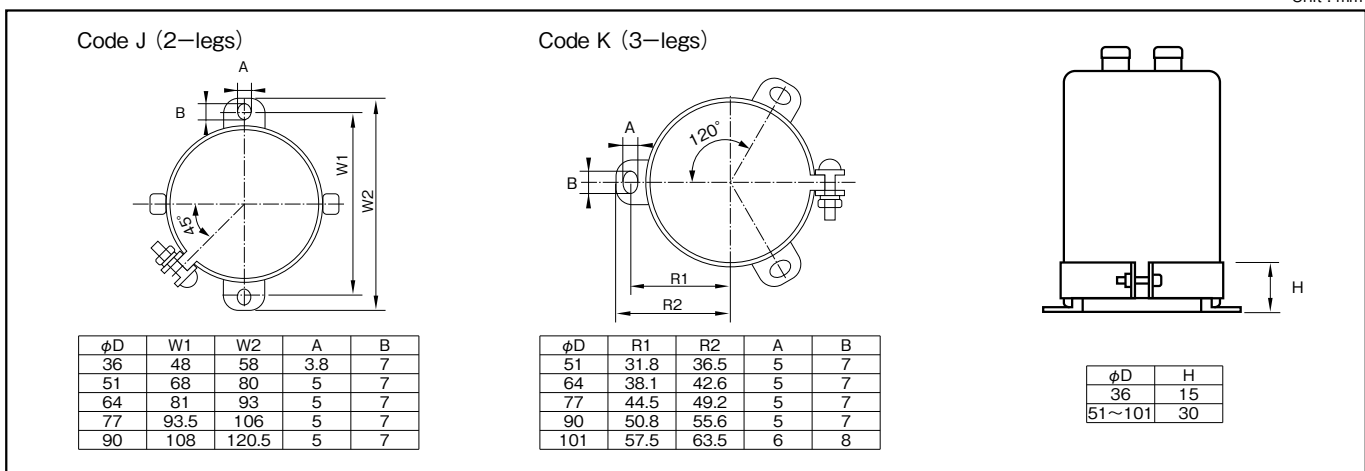
### Outline Drawing

Unit : mm



### Mounting Clamp

Unit : mm



### Part numbering system (example : 400V12000µF)

|             |   |                      |   |                          |                              |               |                 |            |
|-------------|---|----------------------|---|--------------------------|------------------------------|---------------|-----------------|------------|
| LY6         | — | 400                  | V | 123                      | M                            | FF7           | B               |            |
| Series code |   | Rated voltage symbol |   | Rated capacitance symbol | Capacitance tolerance symbol | Casing symbol | Optional symbol | Clamp code |

### Coefficient of Frequency for Rated Ripple Current

| Frequency (Hz)    | 50   | 120 | 300  | 1k   | 10k  |
|-------------------|------|-----|------|------|------|
| Rated voltage (V) |      |     |      |      |      |
| 400 to 600        | 0.80 | 1   | 1.10 | 1.30 | 1.40 |

Standard Ratings

| Rated capacitance (μF) | 400V      |     |               |               |                              | 450V      |       |               |               |                              |      |
|------------------------|-----------|-----|---------------|---------------|------------------------------|-----------|-------|---------------|---------------|------------------------------|------|
|                        | Case (mm) |     | Casing symbol | ESR (mΩ max.) | Rated ripple current (mArms) | Case (mm) |       | Casing symbol | ESR (mΩ max.) | Rated ripple current (mArms) |      |
|                        | φD        | L   |               |               |                              | φD        | L     |               |               |                              |      |
| 2200                   | 51        | 115 | CB5           | 98            | 8.8                          | 1800      | 51    | 115           | CB5           | 119                          | 7.6  |
| 2700                   | 51        | 130 | CD0           | 80            | 10.2                         | 2200      | 51    | 130           | CD0           | 98                           | 8.8  |
| 3300                   | 64        | 96  | D96           | 65            | 11.0                         | 2700      | 64    | 96            | D96           | 80                           | 9.5  |
| 3900                   | 64        | 115 | DB5           | 55            | 12.8                         | 3300      | 64    | 115           | DB5           | 65                           | 11.2 |
| 4700                   | 64        | 130 | DD0           | 46            | 14.8                         | 3900      | 64    | 130           | DD0           | 55                           | 12.8 |
| 5600                   | 77        | 115 | EB5           | 38            | 16.2                         | 4700      | 77    | 115           | EB5           | 46                           | 14.1 |
| 6800                   | 77        | 130 | ED0           | 32            | 18.7                         | 5600      | 77    | 130           | ED0           | 38                           | 16.2 |
| 8200                   | 77        | 155 | EF5           | 26            | 22.0                         | 6800      | 77    | 155           | EF5           | 32                           | 19.1 |
| 10000                  | 77        | 195 | EJ5           | 22            | 26.7                         | 8200      | 77    | 195           | EJ5           | 26                           | 23.0 |
|                        | 90        | 131 | FD1           | 22            | 24.2                         |           | 90    | 131           | FD1           | 26                           | 21.0 |
| 12000                  | 90        | 157 | FF7           | 18            | 28.5                         | 10000     | 90    | 171           | FH1           | 22                           | 25.7 |
| 15000                  | 90        | 196 | FJ6           | 14            | 34.8                         | 12000     | 90    | 196           | FJ6           | 18                           | 29.7 |
| 18000                  | 90        | 236 | FN6           | 12            | 41.2                         |           | 101   | 175           | GH5           | 18                           | 29.3 |
| 22000                  | 101       | 237 | GN7           | 10            | 47.0                         | 15000     | 90    | 236           | FN6           | 14                           | 35.9 |
| —                      | —         | —   | —             | —             | —                            |           | 101   | 195           | GJ5           | 14                           | 24.2 |
| —                      | —         | —   | —             | —             | —                            |           | 18000 | 101           | 237           | GN7                          | 12   |

| Rated capacitance (μF) | 500V      |     |               |               |                              | 550V      |     |               |               |                              |      |
|------------------------|-----------|-----|---------------|---------------|------------------------------|-----------|-----|---------------|---------------|------------------------------|------|
|                        | Case (mm) |     | Casing symbol | ESR (mΩ max.) | Rated ripple current (mArms) | Case (mm) |     | Casing symbol | ESR (mΩ max.) | Rated ripple current (mArms) |      |
|                        | φD        | L   |               |               |                              | φD        | L   |               |               |                              |      |
| 1200                   | 51        | 115 | CB5           | 215           | 6.2                          | 1000      | 51  | 130           | CD0           | 258                          | 5.9  |
|                        | 64        | 96  | D96           | 215           | 6.3                          | 1200      | 64  | 115           | DB5           | 215                          | 6.8  |
| 1500                   | 51        | 130 | CD0           | 172           | 7.3                          | 1500      | 64  | 130           | DD0           | 172                          | 8.0  |
|                        | 64        | 96  | D96           | 172           | 7.1                          | 1800      | 77  | 115           | EB5           | 143                          | 8.7  |
| 1800                   | 64        | 115 | DB5           | 143           | 8.3                          | 2200      | 77  | 130           | ED0           | 117                          | 10.1 |
| 2200                   | 64        | 130 | DD0           | 117           | 9.6                          | 2700      | 77  | 155           | EF5           | 96                           | 12.0 |
| 2700                   | 77        | 115 | EB5           | 96            | 10.7                         | 3300      | 77  | 155           | EF5           | 78                           | 13.3 |
| 3300                   | 77        | 130 | ED0           | 78            | 12.4                         | 3900      | 90  | 157           | FF7           | 66                           | 15.5 |
| 3900                   | 77        | 155 | EF5           | 66            | 14.4                         | 4700      | 90  | 171           | FH1           | 55                           | 17.6 |
| 4700                   | 77        | 171 | EH1           | 55            | 16.5                         | 5600      | 90  | 196           | FJ6           | 46                           | 20.3 |
|                        | 90        | 131 | FD1           | 55            | 15.8                         | 6800      | 90  | 236           | FN6           | 38                           | 24.1 |
| 5600                   | 77        | 195 | EJ5           | 46            | 19.0                         | 8200      | 101 | 237           | GN7           | 31                           | 27.3 |
|                        | 90        | 157 | FF7           | 46            | 18.6                         |           |     |               |               |                              |      |
| 6800                   | 90        | 171 | FH1           | 38            | 21.2                         |           |     |               |               |                              |      |
| 8200                   | 90        | 196 | FJ6           | 31            | 24.5                         |           |     |               |               |                              |      |
|                        | 101       | 175 | GH5           | 31            | 24.2                         |           |     |               |               |                              |      |
| 10000                  | 90        | 236 | FN6           | 26            | 29.3                         |           |     |               |               |                              |      |
|                        | 101       | 195 | GJ5           | 26            | 27.9                         |           |     |               |               |                              |      |
| 12000                  | 101       | 237 | GN7           | 22            | 33.1                         |           |     |               |               |                              |      |

| Rated capacitance (μF) | 600V      |     |               |               |                              |
|------------------------|-----------|-----|---------------|---------------|------------------------------|
|                        | Case (mm) |     | Casing symbol | ESR (mΩ max.) | Rated ripple current (mArms) |
|                        | φD        | L   |               |               |                              |
| 1000                   | 64        | 130 | DD0           | 323           | 5.4                          |
| 1200                   | 77        | 115 | EB5           | 269           | 6.1                          |
| 1500                   | 77        | 130 | ED0           | 214           | 7.3                          |
| 1800                   | 77        | 155 | EF5           | 179           | 8.9                          |
| 2200                   | 90        | 131 | FD1           | 146           | 9.7                          |
| 2700                   | 90        | 157 | FF7           | 120           | 11.6                         |
| 3300                   | 90        | 171 | FH1           | 98            | 13.4                         |
| 3900                   | 90        | 196 | FJ6           | 83            | 16.2                         |
| 4700                   | 90        | 196 | FJ6           | 69            | 19.5                         |
| 5600                   | 101       | 220 | FM0           | 58            | 22.5                         |

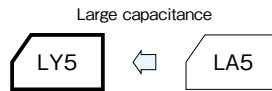
(Note) Rated ripple current : 85°C , 120Hz ; ESR. : 20°C , 120Hz



## Screw Terminal, Standard Capacitors

GREEN CAP 85°C 2000hours

- Screw Terminal, Standard capacitors.
- Guarantees 2000 hours at 85°C.



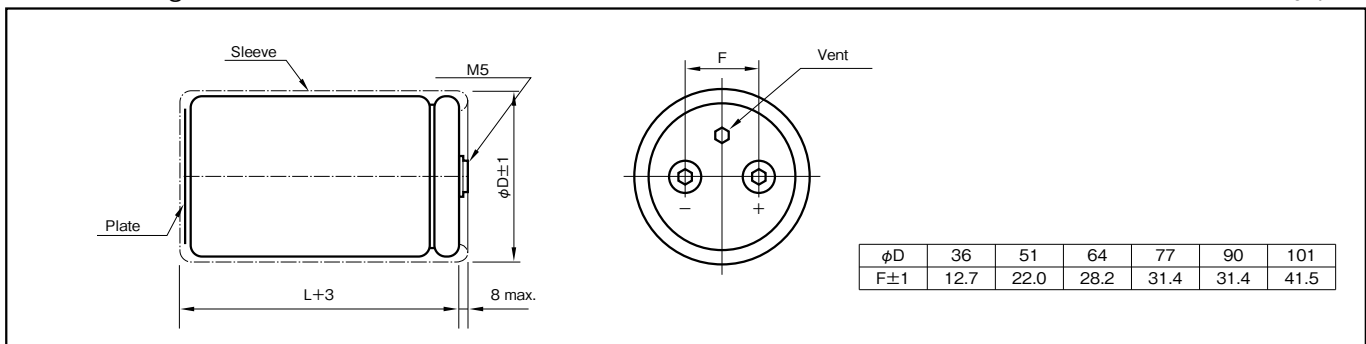
Marking color : Silver print on a black sleeve

### Specifications

| Item   | Performance   |   |
|--|---|---|
| Category temperature range (°C)                              | -40 to +85  |   |
| Rated voltage (V)  | 10 to 250   | -25 to +85<br>350 to 630                    |
| Tolerance at rated capacitance (%)                           | ±20 (20°C, 120Hz)   |   |
| Leakage current (μA) (max.)                                  | 0.01CV or 5mA whichever is larger (after 5 minutes) C : Rated capacitance (μF) ; V : Rated voltage (V) (20°C) |   |
| Tangent of loss angle (tanδ)                                 | Refer to the following pages (20°C, 120Hz)  |   |
| Endurance (85°C)<br>(Applied ripple current)                 | Test time   | 2000 hours                                  |
|  | Leakage current   | The initial specified value or less         |
|  | Percentage of capacitance change  | Within ±20% of initial value                |
|  | Tangent of the loss angle   | 200% or less of the initial specified value |
| Shelf life (85°C)  | Test time   | 1000 hours                                  |
|  | Leakage current   | The initial specified value or less         |
|  | Percentage of capacitance change  | Within ±20% of initial value                |
|  | Tangent of the loss angle   | 200% or less of the initial specified value |
| Voltage application treatment : According to JIS C5101-4 4.1 |   |   |
| Applicable standards   | JIS C5101-1, -4 (IEC 60384-1, -4)   |   |

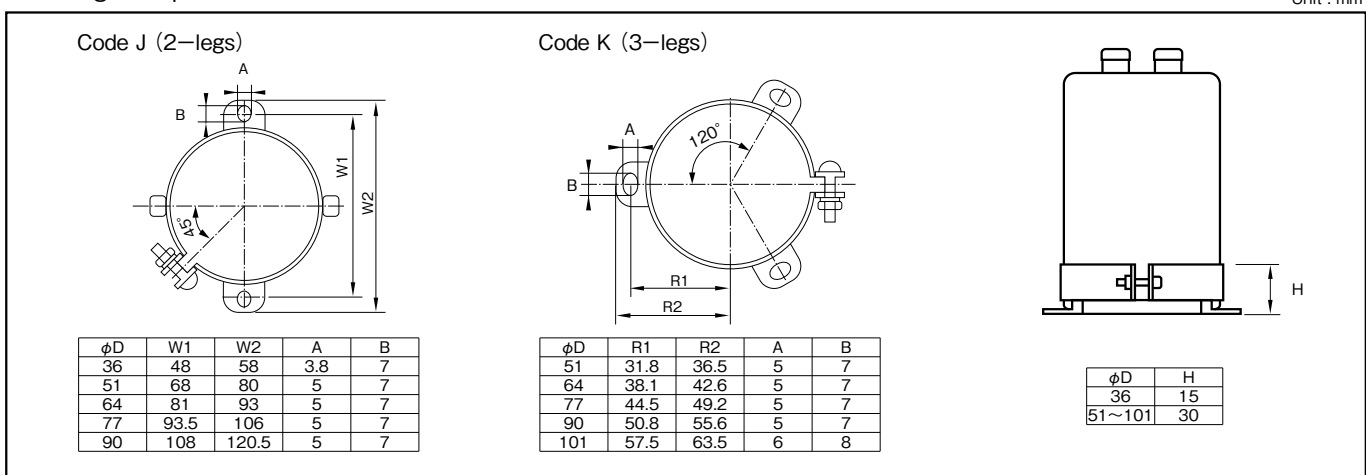
### Outline Drawing

Unit : mm



### Mounting Clamp

Unit : mm



### Part numbering system (example : 50V47000μF)

|             |   |                      |   |                          |                              |               |                 |            |
|-------------|---|----------------------|---|--------------------------|------------------------------|---------------|-----------------|------------|
| LY5         | — | 50                   | V | 473                      | M                            | CB5           | B               |            |
| Series code |   | Rated voltage symbol |   | Rated capacitance symbol | Capacitance tolerance symbol | Casing symbol | Optional symbol | Clamp code |

### Coefficient of Frequency for Rated Ripple Current

| Rated voltage (V) | Frequency (Hz) |     |      |      |      |
|-------------------|----------------|-----|------|------|------|
|                   | 50             | 120 | 300  | 1k   | 10k  |
| 10 to 50          | 0.95           | 1   | 1.04 | 1.10 | 1.15 |
| 63 to 160         | 0.95           | 1   | 1.06 | 1.16 | 1.30 |
| 200 to 500        | 0.80           | 1   | 1.10 | 1.25 | 1.50 |
| 600 to 630        | 0.80           | 1   | 1.10 | 1.30 | 1.40 |

Standard Ratings

| 10V                    |       |           |     |               |                              | 16V                    |       |           |     |               |                              | 25V                    |       |           |     |               |                              |
|------------------------|-------|-----------|-----|---------------|------------------------------|------------------------|-------|-----------|-----|---------------|------------------------------|------------------------|-------|-----------|-----|---------------|------------------------------|
| Rated capacitance (μF) | tan δ | Case (mm) |     | Casing symbol | Rated ripple current (mArms) | Rated capacitance (μF) | tan δ | Case (mm) |     | Casing symbol | Rated ripple current (mArms) | Rated capacitance (μF) | tan δ | Case (mm) |     | Casing symbol | Rated ripple current (mArms) |
|                        |       | φD        | L   |               |                              |                        |       | φD        | L   |               |                              |                        |       | φD        | L   |               |                              |
| 33,000                 | 0.80  | 36        | 53  | A53           | 4.3                          | 22,000                 | 0.60  | 36        | 53  | A53           | 4.1                          | 15,000                 | 0.50  | 36        | 53  | A53           | 3.7                          |
| 39,000                 | 0.80  | 36        | 53  | A53           | 4.7                          | 27,000                 | 0.60  | 36        | 53  | A53           | 4.5                          | 18,000                 | 0.50  | 36        | 53  | A53           | 4.1                          |
| 47,000                 | 0.80  | 36        | 65  | A65           | 5.2                          | 33,000                 | 0.60  | 36        | 53  | A53           | 5.0                          | 22,000                 | 0.50  | 36        | 53  | A53           | 4.5                          |
| 56,000                 | 0.80  | 36        | 83  | A83           | 6.1                          | 39,000                 | 0.60  | 36        | 65  | A65           | 5.9                          | 27,000                 | 0.50  | 36        | 65  | A65           | 5.0                          |
| 68,000                 | 0.80  | 36        | 83  | A83           | 6.7                          | 47,000                 | 0.60  | 36        | 83  | A83           | 6.4                          | 33,000                 | 0.50  | 36        | 83  | A83           | 5.9                          |
| 82,000                 | 0.80  | 36        | 100 | AA0           | 7.7                          | 56,000                 | 0.60  | 36        | 83  | A83           | 7.3                          | 39,000                 | 0.50  | 36        | 83  | A83           | 6.7                          |
| 100,000                | 0.80  | 36        | 101 | AA1           | 8.8                          | 68,000                 | 0.60  | 36        | 100 | AA0           | 8.4                          | 47,000                 | 0.50  | 36        | 100 | AA0           | 7.7                          |
| 120,000                | 0.80  | 36        | 121 | AC1           | 10.0                         | 82,000                 | 0.80  | 36        | 100 | AA0           | 8.3                          | 56,000                 | 0.60  | 36        | 100 | AA0           | 7.9                          |
| 150,000                | 1.00  | 36        | 121 | AC1           | 10.8                         | 100,000                | 0.80  | 36        | 121 | AC1           | 9.5                          | 68,000                 | 0.60  | 36        | 121 | AC1           | 9.2                          |
| 180,000                | 1.00  | 51        | 96  | C96           | 12.0                         | 120,000                | 0.80  | 36        | 121 | AC1           | 10.9                         | 82,000                 | 0.60  | 36        | 121 | AC1           | 10.4                         |
| 220,000                | 1.50  | 51        | 121 | CC1           | 11.2                         | 150,000                | 1.00  | 51        | 96  | C96           | 11.3                         | 100,000                | 0.60  | 51        | 96  | C96           | 10.3                         |
| 270,000                | 1.50  | 51        | 122 | CC2           | 12.8                         | 180,000                | 1.00  | 51        | 115 | CB5           | 12.8                         | 120,000                | 0.80  | 51        | 115 | CB5           | 11.7                         |
| 330,000                | 1.50  | 64        | 96  | D96           | 15.3                         | 220,000                | 1.00  | 51        | 130 | CD0           | 15.3                         | 150,000                | 0.80  | 51        | 130 | CD0           | 14.1                         |
| 390,000                | 1.50  | 64        | 115 | DB5           | 17.3                         | 270,000                | 1.00  | 64        | 96  | D96           | 17.6                         | 180,000                | 0.80  | 64        | 96  | D96           | 15.7                         |
| 470,000                | 2.00  | 64        | 130 | DD0           | 16.7                         | 330,000                | 1.50  | 64        | 115 | DB5           | 16.8                         | 220,000                | 1.00  | 64        | 115 | DB5           | 16.1                         |
| 560,000                | 2.00  | 77        | 115 | EB5           | 19.0                         | 390,000                | 1.50  | 64        | 130 | DD0           | 18.3                         | 270,000                | 1.00  | 64        | 130 | DD0           | 18.6                         |
| 680,000                | 2.00  | 77        | 130 | ED0           | 21.7                         | 470,000                | 1.50  | 77        | 115 | EB5           | 21.3                         | 330,000                | 1.00  | 64        | 155 | DF5           | 21.9                         |
| 820,000                | 2.00  | 77        | 155 | EF5           | 24.7                         | 560,000                | 1.50  | 77        | 130 | ED0           | 23.6                         | 390,000                | 1.20  | 77        | 115 | EB5           | 22.0                         |
| —                      | —     | —         | —   | —             | —                            | 680,000                | 1.50  | 77        | 155 | EF5           | 27.6                         | 470,000                | 1.20  | 77        | 155 | EF5           | 25.6                         |
| —                      | —     | —         | —   | —             | —                            | 820,000                | 2.00  | 90        | 157 | FF7           | 27.1                         | 560,000                | 1.20  | 90        | 131 | FD1           | 27.9                         |
| —                      | —     | —         | —   | —             | —                            | —                      | —     | —         | —   | —             | —                            | 680,000                | 1.20  | 90        | 157 | FF7           | 32.5                         |

| 35V                    |       |           |     |               |                              | 50V                    |       |           |     |               |                              | 63V                    |       |           |     |               |                              |
|------------------------|-------|-----------|-----|---------------|------------------------------|------------------------|-------|-----------|-----|---------------|------------------------------|------------------------|-------|-----------|-----|---------------|------------------------------|
| Rated capacitance (μF) | tan δ | Case (mm) |     | Casing symbol | Rated ripple current (mArms) | Rated capacitance (μF) | tan δ | Case (mm) |     | Casing symbol | Rated ripple current (mArms) | Rated capacitance (μF) | tan δ | Case (mm) |     | Casing symbol | Rated ripple current (mArms) |
|                        |       | φD        | L   |               |                              |                        |       | φD        | L   |               |                              |                        |       | φD        | L   |               |                              |
| 10,000                 | 0.40  | 36        | 53  | A53           | 3.4                          | 5,600                  | 0.30  | 36        | 53  | A53           | 3.0                          | 3,900                  | 0.25  | 36        | 53  | A53           | 2.7                          |
| 12,000                 | 0.40  | 36        | 53  | A53           | 3.7                          | 6,800                  | 0.30  | 36        | 53  | A53           | 3.3                          | 4,700                  | 0.25  | 36        | 53  | A53           | 3.0                          |
| 15,000                 | 0.40  | 36        | 65  | A65           | 4.2                          | 8,200                  | 0.30  | 36        | 53  | A53           | 3.6                          | 5,600                  | 0.25  | 36        | 53  | A53           | 3.3                          |
| 18,000                 | 0.40  | 36        | 83  | A83           | 4.7                          | 10,000                 | 0.30  | 36        | 65  | A65           | 4.0                          | 6,800                  | 0.25  | 36        | 65  | A65           | 3.6                          |
| 22,000                 | 0.40  | 36        | 83  | A83           | 5.7                          | 12,000                 | 0.30  | 36        | 83  | A83           | 4.7                          | 8,200                  | 0.25  | 36        | 83  | A83           | 4.3                          |
| 27,000                 | 0.40  | 36        | 100 | AA0           | 6.3                          | 15,000                 | 0.30  | 36        | 83  | A83           | 5.5                          | 10,000                 | 0.25  | 36        | 83  | A83           | 4.9                          |
| 33,000                 | 0.40  | 36        | 100 | AA0           | 7.2                          | 18,000                 | 0.30  | 36        | 100 | AA0           | 6.2                          | 12,000                 | 0.25  | 36        | 100 | AA0           | 5.6                          |
| 39,000                 | 0.50  | 36        | 121 | AC1           | 8.3                          | 22,000                 | 0.40  | 36        | 121 | AC1           | 6.3                          | 15,000                 | 0.30  | 36        | 100 | AA0           | 5.9                          |
| 47,000                 | 0.50  | 51        | 96  | C96           | 8.7                          | 27,000                 | 0.40  | 36        | 121 | AC1           | 7.1                          | 18,000                 | 0.30  | 36        | 121 | AC1           | 6.7                          |
| 56,000                 | 0.60  | 51        | 96  | C96           | 8.6                          | 33,000                 | 0.40  | 51        | 96  | C96           | 8.2                          | 22,000                 | 0.30  | 36        | 121 | AC1           | 7.8                          |
| 68,000                 | 0.60  | 51        | 115 | CB5           | 9.8                          | 39,000                 | 0.50  | 51        | 96  | C96           | 8.1                          | 27,000                 | 0.40  | 51        | 96  | C96           | 7.4                          |
| 82,000                 | 0.60  | 64        | 96  | D96           | 11.6                         | 47,000                 | 0.50  | 51        | 115 | CB5           | 9.3                          | 33,000                 | 0.40  | 51        | 96  | C96           | 8.4                          |
| 100,000                | 0.60  | 64        | 115 | DB5           | 13.3                         | 56,000                 | 0.50  | 64        | 96  | D96           | 10.5                         | 39,000                 | 0.40  | 51        | 115 | CB5           | 9.5                          |
| 120,000                | 0.80  | 64        | 121 | DC1           | 14.8                         | 68,000                 | 0.50  | 64        | 96  | D96           | 12.0                         | 47,000                 | 0.40  | 51        | 130 | CD0           | 11.3                         |
| 150,000                | 0.80  | 64        | 130 | DD0           | 14.9                         | 82,000                 | 0.50  | 64        | 115 | DB5           | 13.7                         | 56,000                 | 0.40  | 64        | 115 | DB5           | 12.8                         |
| 180,000                | 0.80  | 77        | 115 | EB5           | 17.0                         | 100,000                | 0.60  | 77        | 115 | EB5           | 14.7                         | 68,000                 | 0.50  | 64        | 121 | DC1           | 12.7                         |
| 220,000                | 0.80  | 77        | 130 | ED0           | 20.0                         | 120,000                | 0.60  | 77        | 115 | EB5           | 16.7                         | 82,000                 | 0.50  | 64        | 130 | DD0           | 14.5                         |
| 270,000                | 1.00  | 77        | 155 | EF5           | 20.3                         | 150,000                | 0.60  | 77        | 130 | ED0           | 19.3                         | 100,000                | 0.50  | 77        | 115 | EB5           | 16.7                         |
| 330,000                | 1.00  | 90        | 131 | FD1           | 23.5                         | 180,000                | 0.60  | 77        | 155 | EF5           | 21.9                         | 120,000                | 0.50  | 77        | 130 | ED0           | 18.9                         |
| 390,000                | 1.00  | 90        | 157 | FF7           | 26.4                         | 220,000                | 0.60  | 90        | 131 | FD1           | 21.4                         | 150,000                | 0.50  | 77        | 155 | EF5           | 22.4                         |
| 470,000                | 1.00  | 90        | 157 | FF7           | 29.6                         | 270,000                | 0.60  | 90        | 157 | FF7           | 24.6                         | 180,000                | 0.60  | 90        | 131 | FD1           | 22.4                         |
| —                      | —     | —         | —   | —             | —                            | —                      | —     | —         | —   | —             | —                            | 220,000                | 0.60  | 90        | 157 | FF7           | 26.2                         |

| 80V                    |       |           |     |               |                              | 100V                   |       |           |     |               |                              |
|------------------------|-------|-----------|-----|---------------|------------------------------|------------------------|-------|-----------|-----|---------------|------------------------------|
| Rated capacitance (μF) | tan δ | Case (mm) |     | Casing symbol | Rated ripple current (mArms) | Rated capacitance (μF) | tan δ | Case (mm) |     | Casing symbol | Rated ripple current (mArms) |
|                        |       | φD        | L   |               |                              |                        |       | φD        | L   |               |                              |
| 3,300                  | 0.25  | 36        | 53  | A53           | 2.5                          | 1,800                  | 0.25  | 36        | 53  | A53           | 1.9                          |
| 3,900                  | 0.25  | 36        | 53  | A53           | 2.8                          | 2,200                  | 0.25  | 36        | 53  | A53           | 2.1                          |
| 4,700                  | 0.25  | 36        | 65  | A65           | 3.0                          | 2,700                  | 0.25  | 36        | 53  | A53           | 2.3                          |
| 5,600                  | 0.25  | 36        | 83  | A83           | 3.6                          | 3,300                  | 0.25  | 36        | 65  | A65           | 2.6                          |
| 6,800                  | 0.25  | 36        | 83  | A83           | 3.9                          | 3,900                  | 0.25  | 36        | 83  | A83           | 3.0                          |
| 8,200                  | 0.25  | 36        | 83  | A83           | 4.5                          | 4,700                  | 0.25  | 36        | 83  | A83           | 3.5                          |
| 10,000                 | 0.25  | 36        | 100 | AA0           | 5.2                          | 5,600                  | 0.25  | 36        | 100 | AA0           | 3.9                          |
| 12,000                 | 0.25  | 36        | 100 | AA0           | 5.9                          | 6,800                  | 0.25  | 36        | 100 | AA0           | 4.5                          |
| 15,000                 | 0.25  | 36        | 121 | AC1           | 6.8                          | 8,200                  | 0.25  | 36        | 121 | AC1           | 5.1                          |
| 18,000                 | 0.25  | 36        | 121 | AC1           | 7.8                          | 10,000                 | 0.25  | 36        | 121 | AC1           | 5.9                          |
| 22,000                 | 0.30  | 51        | 96  | C96           | 8.0                          | 12,000                 | 0.25  | 51        | 75  | C75           | 6.4                          |
| 27,000                 | 0.30  | 51        | 96  | C96           | 9.2                          | 15,000                 | 0.25  | 51        | 96  | C96           | 7.0                          |
| 33,000                 | 0.30  | 51        | 115 | CB5           | 10.5                         | 18,000                 | 0.25  | 51        | 115 | CB5           | 8.3                          |
| 39,000                 | 0.30  | 51        | 130 | CD0           | 12.0                         | 22,000                 | 0.25  | 51        | 130 | CD0           | 10.0                         |
| 47,000                 | 0.30  | 64        | 115 | DB5           | 13.6                         | 27,000                 | 0.25  | 64        | 115 | DB5           | 11.5                         |
| 56,000                 | 0.40  | 64        | 130 | DD0           | 13.4                         | 33,000                 | 0.25  | 64        | 130 | DD0           | 11.9                         |
| 68,000                 | 0.40  | 77        | 115 | EB5           | 15.4                         | 39,000                 | 0.25  | 77        | 115 | EB5           | 13.4                         |
| 82,000                 | 0.40  | 77        | 130 | ED0           | 17.5                         | 47,000                 | 0.35  | 77        | 130 | ED0           | 14.2                         |
| 100,000                | 0.40  | 77        | 155 | EF5           | 20.5                         | 56,000                 | 0.35  | 77        | 155 | EF5           | 16.0                         |
| 120,000                | 0.40  | 90        | 131 | FD1           | 22.4                         | 68,000                 | 0.35  | 90        | 131 | FD1           | 18.8                         |
| 150,000                | 0.40  | 90        | 157 | FF7           | 26.5                         | 82,000                 | 0.35  | 90        | 157 | FF7           | 20.5                         |
| —                      | —     | —         | —   | —             | —                            | 100,000                | 0.35  | 90        | 171 | FH1           | 24.0                         |

(Note) Rated ripple current : 85°C , 120Hz

• The standard ratings follow the next page.

NOTE : Design, Specifications are subject to change without notice.  
It is recommended that you shall obtain technical specifications from ELNA to ensure that the component is suitable for your use.

## Standard Ratings

| 160V                   |       |           |     |               |   | 200V                   |       |           |     |               |   | 250V                   |       |           |     |               |   |
|------------------------|-------|-----------|-----|---------------|---|------------------------|-------|-----------|-----|---------------|---|------------------------|-------|-----------|-----|---------------|---|
| Rated capacitance (μF) | tan δ | Case (mm) |     | Casing symbol | Rated ripple current (mA <sub>rms</sub> ) | Rated capacitance (μF) | tan δ | Case (mm) |     | Casing symbol | Rated ripple current (mA <sub>rms</sub> ) | Rated capacitance (μF) | tan δ | Case (mm) |     | Casing symbol | Rated ripple current (mA <sub>rms</sub> ) |
|                        |       | φD        | L   |               |   |                        |       | φD        | L   |               |   |                        |       | φD        | L   |               |   |
| 3,300                  | 0.25  | 36        | 121 | AC1           | 5.2                                       | 2,200                  | 0.25  | 36        | 100 | AA0           | 3.9                                       | 1,500                  | 0.25  | 36        | 100 | AA0           | 3.2                                       |
| 4,700                  | 0.25  | 51        | 75  | C75           | 5.9                                       | 3,300                  | 0.25  | 51        | 75  | C75           | 4.9                                       | 2,200                  | 0.25  | 51        | 75  | C75           | 4.0                                       |
| 5,600                  | 0.25  | 51        | 96  | C96           | 7.0                                       | 4,700                  | 0.25  | 51        | 96  | C96           | 6.4                                       | 3,300                  | 0.25  | 51        | 96  | C96           | 5.4                                       |
| 6,800                  | 0.25  | 51        | 96  | C96           | 7.8                                       | 5,600                  | 0.25  | 51        | 115 | CB5           | 7.6                                       | 4,700                  | 0.25  | 64        | 96  | D96           | 7.1                                       |
| 10,000                 | 0.25  | 64        | 96  | D96           | 10.4                                      | 6,800                  | 0.25  | 51        | 130 | CD0           | 8.8                                       | 6,800                  | 0.25  | 64        | 115 | DB5           | 9.1                                       |
| 12,000                 | 0.25  | 51        | 120 | CC0           | 11.3                                      | 8,200                  | 0.25  | 64        | 96  | D96           | 9.4                                       | 8,200                  | 0.25  | 64        | 115 | DB5           | 10.0                                      |
| 15,000                 | 0.25  | 64        | 130 | DD0           | 14.3                                      | 10,000                 | 0.25  | 64        | 96  | D96           | 10.4                                      | 10,000                 | 0.25  | 64        | 130 | DD0           | 11.7                                      |
| 18,000                 | 0.25  | 64        | 130 | DD0           | 15.6                                      | 15,000                 | 0.25  | 77        | 96  | E96           | 14.4                                      | 15,000                 | 0.25  | 77        | 130 | ED0           | 15.1                                      |
| 22,000                 | 0.25  | 77        | 130 | ED0           | 18.3                                      | 18,000                 | 0.25  | 77        | 130 | ED0           | 16.5                                      | 18,000                 | 0.25  | 77        | 155 | EF5           | 17.7                                      |
| 33,000                 | 0.25  | 90        | 131 | FD1           | 23.8                                      | 22,000                 | 0.25  | 77        | 150 | EF0           | 19.6                                      | 22,000                 | 0.25  | 90        | 157 | FF7           | 20.9                                      |
| 39,000                 | 0.25  | 90        | 157 | FF7           | 27.9                                      | 33,000                 | 0.25  | 90        | 157 | FF7           | 25.3                                      | —                      | —     | —         | —   | —             | —   |

| 350V                   |       |           |     |               |   | 400V                   |       |           |     |               |   | 450V                   |       |           |     |               |   |
|------------------------|-------|-----------|-----|---------------|---|------------------------|-------|-----------|-----|---------------|---|------------------------|-------|-----------|-----|---------------|---|
| Rated capacitance (μF) | tan δ | Case (mm) |     | Casing symbol | Rated ripple current (mA <sub>rms</sub> ) | Rated capacitance (μF) | tan δ | Case (mm) |     | Casing symbol | Rated ripple current (mA <sub>rms</sub> ) | Rated capacitance (μF) | tan δ | Case (mm) |     | Casing symbol | Rated ripple current (mA <sub>rms</sub> ) |
|                        |       | φD        | L   |               |   |                        |       | φD        | L   |               |   |                        |       | φD        | L   |               |   |
| 470                    | 0.20  | 36        | 83  | A83           | 2.2                                       | 470                    | 0.20  | 36        | 83  | A83           | 2.2                                       | 470                    | 0.20  | 36        | 83  | A83           | 2.2                                       |
| 680                    | 0.20  | 36        | 83  | A83           | 2.6                                       | 680                    | 0.20  | 36        | 100 | AA0           | 2.8                                       | 680                    | 0.20  | 36        | 100 | AA0           | 2.8                                       |
| 1,000                  | 0.20  | 36        | 100 | AA0           | 3.4                                       | 1,000                  | 0.20  | 51        | 75  | C75           | 3.5                                       | 820                    | 0.20  | 51        | 75  | C75           | 3.2                                       |
| 1,500                  | 0.20  | 51        | 75  | C75           | 4.3                                       | 1,200                  | 0.20  | 51        | 75  | C75           | 3.8                                       | 1,000                  | 0.20  | 51        | 75  | C75           | 3.5                                       |
| 1,800                  | 0.20  | 51        | 96  | C96           | 5.1                                       | 1,500                  | 0.20  | 51        | 96  | C96           | 4.7                                       | 1,200                  | 0.20  | 51        | 96  | C96           | 4.2                                       |
| 2,200                  | 0.20  | 51        | 96  | C96           | 5.7                                       | 1,800                  | 0.20  | 51        | 96  | C96           | 5.2                                       | 1,500                  | 0.20  | 51        | 115 | CB5           | 5.0                                       |
| 2,700                  | 0.20  | 51        | 130 | CD0           | 7.1                                       | 2,200                  | 0.20  | 51        | 120 | CC0           | 6.4                                       | 1,800                  | 0.20  | 51        | 130 | CD0           | 5.9                                       |
| 3,300                  | 0.20  | 51        | 130 | CD0           | 7.9                                       | 2,700                  | 0.20  | 64        | 96  | D96           | 7.0                                       | 2,200                  | 0.20  | 64        | 96  | D96           | 6.3                                       |
| 3,900                  | 0.20  | 64        | 115 | DB5           | 9.0                                       | 3,300                  | 0.20  | 64        | 115 | DB5           | 8.2                                       | 2,700                  | 0.20  | 64        | 115 | DB5           | 7.5                                       |
| 4,700                  | 0.20  | 64        | 130 | DD0           | 10.3                                      | 3,900                  | 0.20  | 64        | 130 | DD0           | 9.4                                       | 3,300                  | 0.20  | 64        | 130 | DD0           | 8.7                                       |
| 5,600                  | 0.20  | 77        | 115 | EB5           | 11.4                                      | 4,700                  | 0.20  | 77        | 115 | EB5           | 10.4                                      | 3,900                  | 0.20  | 77        | 115 | EB5           | 9.5                                       |
| 6,800                  | 0.20  | 77        | 130 | ED0           | 13.1                                      | 5,600                  | 0.20  | 77        | 130 | ED0           | 11.9                                      | 4,700                  | 0.20  | 77        | 130 | ED0           | 10.9                                      |
| 8,200                  | 0.20  | 77        | 155 | EF5           | 15.4                                      | 6,800                  | 0.20  | 77        | 155 | EF5           | 14.1                                      | 5,600                  | 0.20  | 77        | 155 | EF5           | 12.8                                      |
| 10,000                 | 0.20  | 90        | 157 | FF7           | 18.1                                      | 8,200                  | 0.20  | 90        | 157 | FF7           | 16.4                                      | 6,800                  | 0.20  | 90        | 157 | FF7           | 15.0                                      |
| 12,000                 | 0.20  | 90        | 157 | FF7           | 20.0                                      | 10,000                 | 0.20  | 90        | 157 | FF7           | 18.3                                      | 8,200                  | 0.20  | 90        | 157 | FF7           | 16.5                                      |
| 15,000                 | 0.20  | 90        | 196 | FJ6           | 24.5                                      | 12,000                 | 0.20  | 90        | 196 | FJ6           | 21.8                                      | 10,000                 | 0.20  | 90        | 196 | FJ6           | 20.0                                      |
| 18,000                 | 0.20  | 90        | 236 | FN6           | 28.8                                      | 15,000                 | 0.20  | 90        | 236 | FN6           | 26.3                                      | 12,000                 | 0.20  | 90        | 236 | FN6           | 23.6                                      |

| 500V                   |       |           |     |               |   | 600V                   |       |           |     |               |   | 630V                   |       |           |     |               |   |
|------------------------|-------|-----------|-----|---------------|---|------------------------|-------|-----------|-----|---------------|---|------------------------|-------|-----------|-----|---------------|---|
| Rated capacitance (μF) | tan δ | Case (mm) |     | Casing symbol | Rated ripple current (mA <sub>rms</sub> ) | Rated capacitance (μF) | tan δ | Case (mm) |     | Casing symbol | Rated ripple current (mA <sub>rms</sub> ) | Rated capacitance (μF) | tan δ | Case (mm) |     | Casing symbol | Rated ripple current (mA <sub>rms</sub> ) |
|                        |       | φD        | L   |               |   |                        |       | φD        | L   |               |   |                        |       | φD        | L   |               |   |
| 1,000                  | 0.25  | 51        | 115 | CB5           | 4.6                                       | 1,200                  | 0.25  | 64        | 96  | D96           | 7.7                                       | 1,000                  | 0.30  | 64        | 130 | DD0           | 6.0                                       |
| 1,500                  | 0.25  | 64        | 96  | D96           | 5.7                                       | 1,500                  | 0.25  | 64        | 115 | DB5           | 9.3                                       | 1,200                  | 0.30  | 77        | 115 | EB5           | 6.7                                       |
| 2,200                  | 0.25  | 64        | 130 | DD0           | 6.9                                       | 1,800                  | 0.25  | 77        | 96  | E96           | 10.1                                      | 1,500                  | 0.30  | 77        | 130 | ED0           | 8.1                                       |
| 2,700                  | 0.25  | 77        | 115 | EB5           | 8.1                                       | 2,200                  | 0.25  | 77        | 115 | EB5           | 12.0                                      | 1,800                  | 0.30  | 77        | 155 | EF5           | 9.8                                       |
| 3,300                  | 0.25  | 77        | 130 | ED0           | 9.6                                       | 2,700                  | 0.25  | 77        | 130 | ED0           | 14.0                                      | 2,200                  | 0.30  | 90        | 131 | FD1           | 10.7                                      |
| 3,900                  | 0.25  | 77        | 130 | ED0           | 10.8                                      | 3,300                  | 0.25  | 77        | 155 | EF5           | 16.4                                      | 2,700                  | 0.30  | 90        | 157 | FF7           | 12.8                                      |
| 4,700                  | 0.25  | 77        | 155 | EF5           | 12.1                                      | 3,300                  | 0.25  | 90        | 131 | FD1           | 16.4                                      | 3,300                  | 0.30  | 90        | 171 | FH1           | 14.7                                      |
| 5,600                  | 0.25  | 90        | 157 | FF7           | 13.8                                      | 3,900                  | 0.25  | 90        | 131 | FD1           | 17.8                                      | 3,900                  | 0.30  | 90        | 196 | FJ6           | 17.9                                      |
| 6,800                  | 0.25  | 90        | 171 | FH1           | 15.8                                      | 4,700                  | 0.25  | 90        | 157 | FF7           | 21.0                                      | 4,700                  | 0.30  | 90        | 196 | FJ6           | 21.6                                      |
| 8,200                  | 0.25  | 77        | 220 | EM0           | 17.2                                      | 5,600                  | 0.25  | 90        | 196 | FJ6           | 24.5                                      | 5,600                  | 0.30  | 101       | 220 | FM0           | 24.9                                      |
| 10,000                 | 0.25  | 90        | 236 | FN6           | 22.1                                      | —                      | —     | —         | —   | —             | —   | —                      | —     | —         | —   | —             | —   |

(Note) Rated ripple current : 85°C , 120Hz

ALUMINUM

LARGE ALUMINUM

85°C

|  |                           |
|--|---------------------------|
| <b>Aluminum Electrolytic Capacitors</b>  | <b>ALUMINUM</b>           |
| Conductive Polymer Hybrid Aluminum Electrolytic Capacitors<br>Aluminum Electrolytic Capacitors With Conductive Polymer Solid Electrolyte | <b>POLYMER HYBRID</b>     |
| Chip Type Aluminum Electrolytic Capacitors   | <b>CHIP ALUMINUM</b>      |
| Miniature Type Aluminum Electrolytic Capacitors  | <b>MINIATURE ALUMINUM</b> |
| Large Capacitance Aluminum Electrolytic Capacitors   | <b>LARGE ALUMINUM</b>     |
| <b>Aluminum Electrolytic Capacitors for Audio</b>  | <b>FOR AUDIO ALUMINUM</b> |

## Chip Type Audio Use Capacitors

GREEN CAP

SMD

For Audio

- Audio grade surface mount product with completely new components using synthetic mica paper for the separator.
- Both quality sense and sound field that could not be realized by the surface mount products are reproducible.



Marking color : Black print (φ4 to φ10)  
There are also white print on a brown sleeve (φ8×10L, φ10×10L)

For higher grade

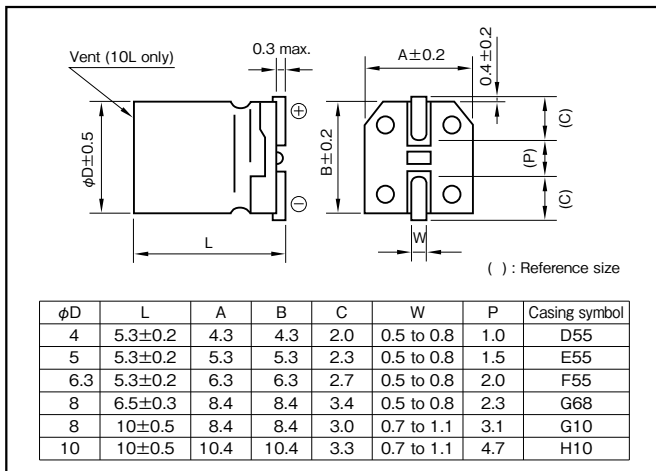


### Specifications

| Item  | Performance   |   |      |      |      |      |      |               |         |
|---|---|---|------|------|------|------|------|---------------|---------|
| Category temperature range (°C)             | -40 to +85  |   |      |      |      |      |      |               |         |
| Tolerance at rated capacitance (%)          | ±20 (20°C, 120Hz)   |   |      |      |      |      |      |               |         |
| Leakage current (μA) (max.)                 | 0.01CV or 3 whichever is larger (after 2 minutes) C : Rated capacitance (μF) ; V: Rated voltage (V) (20°C)                  |   |      |      |      |      |      |               |         |
| Tangent of loss angle (tanδ)                | Rated voltage (V)   | 6.3   | 10   | 16   | 25   | 35   | 50   |               |         |
|   | tanδ (max.)   | 0.28  | 0.24 | 0.20 | 0.14 | 0.12 | 0.10 | (20°C, 120Hz) |         |
| Characteristics at high and low temperature | Impedance ratio (max.)  | Rated voltage (V)                           | 6.3  | 10   | 16   | 25   | 35   | 50            |         |
|   |   | Z-25°C/Z+20°C                               | 3    | 3    | 2    | 2    | 2    | 2             | (120Hz) |
|   |   | Z-40°C/Z+20°C                               | 8    | 5    | 4    | 3    | 3    | 3             |         |
| Endurance (85°C) (Applied ripple current)   | Test time   | 2000 hours                                  |      |      |      |      |      |               |         |
|   | Leakage current   | The initial specified value or less         |      |      |      |      |      |               |         |
|   | Percentage of capacitance change  | Within ±20% of initial value                |      |      |      |      |      |               |         |
|   | Tangent of the loss angle   | 200% or less of the initial specified value |      |      |      |      |      |               |         |
| Shelf life (85°C)                           | Test time : 1000hours ; other items are same as the endurance. Voltage application treatment : According to JIS C5101-4 4.1 |   |      |      |      |      |      |               |         |
| Applicable standards                        | JIS C5101-1, -18 (IEC 60384-1, -18)   |   |      |      |      |      |      |               |         |

### Outline Drawing

Unit : mm



- Soldering conditions are described on page 15.
- Land pattern size are described on page 13.
- The taping specifications are described on page 16.

### Coefficient of Frequency for Rated Ripple Current

| Rated voltage (V) | Frequency (Hz) |     |      |          |
|-------------------|----------------|-----|------|----------|
|                   | 50             | 120 | 1k   | 10k·100k |
| 6.3 to 16         | 0.80           | 1   | 1.15 | 1.25     |
| 25 to 35          | 0.80           | 1   | 1.25 | 1.40     |
| 50                | 0.80           | 1   | 1.35 | 1.50     |

### Part numbering system

φ4 to φ6.3, φ8×6.5 (example : 16V47μF)

|                             |   |                      |   |                          |                              |               |     |   |               |
|-----------------------------|---|----------------------|---|--------------------------|------------------------------|---------------|-----|---|---------------|
| RVO                         | — | 16                   | V | 470                      | M                            | F55           | P2U | — | □             |
| Series code                 |   | Rated voltage symbol |   | Rated capacitance symbol | Capacitance tolerance symbol | Casing symbol |     |   | Taping symbol |
| φ8×10 (example : 16V330μF)  |   |                      |   |                          |                              |               |     |   |               |
| RVO                         | — | 16                   | V | 331                      | M                            | G10           | Y1U | — | □             |
| Series code                 |   | Rated voltage symbol |   | Rated capacitance symbol | Capacitance tolerance symbol | Casing symbol |     |   | Taping symbol |
| φ10×10 (example : 16V470μF) |   |                      |   |                          |                              |               |     |   |               |
| RVO                         | — | 16                   | V | 471                      | M                            | H10           | E U | — | □             |
| Series code                 |   | Rated voltage symbol |   | Rated capacitance symbol | Capacitance tolerance symbol | Casing symbol |     |   | Taping symbol |

\* Please inquire sleeve type P/N.

### Standard Ratings

| Rated capacitance (μF) | 6.3            |                                | 10             |                                | 16             |                                | 25             |                                | 35             |                                | 50             |                                |
|------------------------|----------------|--------------------------------|----------------|--------------------------------|----------------|--------------------------------|----------------|--------------------------------|----------------|--------------------------------|----------------|--------------------------------|
|                        | Case φD×L (mm) | Rated ripple current (mA Arms) | Case φD×L (mm) | Rated ripple current (mA Arms) | Case φD×L (mm) | Rated ripple current (mA Arms) | Case φD×L (mm) | Rated ripple current (mA Arms) | Case φD×L (mm) | Rated ripple current (mA Arms) | Case φD×L (mm) | Rated ripple current (mA Arms) |
| 0.33                   | —              | —                              | —              | —                              | —              | —                              | —              | —                              | —              | —                              | 4×5.3          | 6                              |
| 0.47                   | —              | —                              | —              | —                              | —              | —                              | —              | —                              | —              | —                              | 4×5.3          | 7                              |
| 1                      | —              | —                              | —              | —                              | —              | —                              | —              | —                              | —              | —                              | 4×5.3          | 10                             |
| 2.2                    | —              | —                              | —              | —                              | —              | —                              | —              | —                              | —              | —                              | 4×5.3          | 15                             |
| 3.3                    | —              | —                              | —              | —                              | —              | —                              | —              | —                              | —              | —                              | 4×5.3          | 19                             |
| 4.7                    | —              | —                              | —              | —                              | —              | —                              | —              | —                              | —              | —                              | 4×5.3          | 26                             |
| 10                     | —              | —                              | —              | —                              | —              | —                              | —              | —                              | —              | —                              | 4×5.3          | 44                             |
| 22                     | 4×5.3          | 31                             | 5×5.3          | 40                             | 5×5.3          | 44                             | 6.3×5.3        | 55                             | 6.3×5.3        | 59                             | 8×6.5          | 124                            |
| 33                     | 5×5.3          | 44                             | 5×5.3          | 49                             | 6.3×5.3        | 63                             | 6.3×5.3        | 67                             | 8×6.5          | 124                            | 8×6.5          | 124                            |
| 47                     | 5×5.3          | 53                             | 6.3×5.3        | 68                             | 6.3×5.3        | 76                             | 8×6.5          | 124                            | 8×6.5          | 124                            | 8×10           | 200                            |
| 100                    | 6.3×5.3        | 90                             | 6.3×5.3        | 99                             | 8×6.5          | 124                            | 8×6.5          | 137                            | 8×10           | 200                            | 10×10          | 366                            |
| 220                    | 8×6.5          | 149                            | 8×6.5          | 149                            | 8×10           | 200                            | 8×10           | 235                            | 10×10          | 366                            | —              | —                              |
| 330                    | 8×6.5          | 160                            | 8×10           | 226                            | 8×10           | 245                            | 10×10          | 366                            | —              | —                              | —              | —                              |
| 470                    | 8×10           | 251                            | 10×10          | 366                            | 10×10          | 366                            | —              | —                              | —              | —                              | —              | —                              |
| 1000                   | 10×10          | 423                            | —              | —                              | —              | —                              | —              | —                              | —              | —                              | —              | —                              |

(Note) Rated ripple current : 85°C, 120Hz.

Chip Type, For Audio, High Grade (SILMIC) Capacitors

GREEN CAP

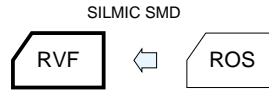
SMD

For Audio

- Silk fiber paper products used surface mount device.
- Completely new audio products for the high-grade paper using silk fiber paper.
- Silk "flexibility" to reduce the vibration energy of the music, in the sense of high-frequency peak, a significant decrease in roughness of the midrange and bass increase.



Marking color : Black print

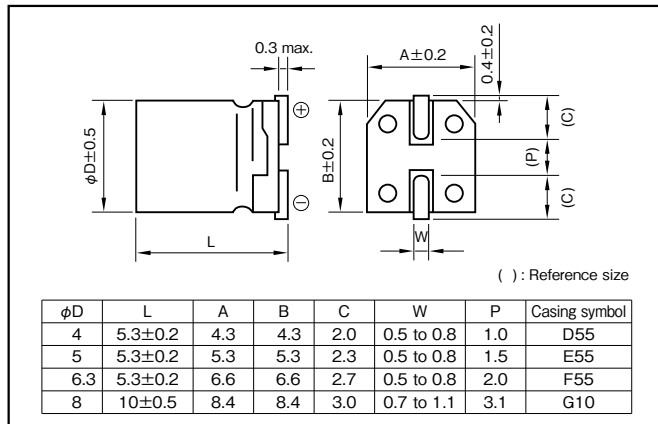


Specifications

| Item  | Performance  |                   |            |                 |                                     |                                  |                              |                           |   |   |               |   |   |   |
|---|--|-------------------|------------|-----------------|-------------------------------------|----------------------------------|------------------------------|---------------------------|---|---|---------------|---|---|---|
| Category temperature range (°C)             | -40 to +85   |                   |            |                 |                                     |                                  |                              |                           |   |   |               |   |   |   |
| Tolerance at rated capacitance (%)          | ±20 (20°C, 120Hz)  |                   |            |                 |                                     |                                  |                              |                           |   |   |               |   |   |   |
| Leakage current (µA) (max.)                 | 0.01CV or 3 whichever is larger (after 2 minutes)<br>C : Rated capacitance (µF), V : Rated voltage (V) (20°C)  |                   |            |                 |                                     |                                  |                              |                           |   |   |               |   |   |   |
| Tangent of loss angle (tanδ)                | <table border="1"> <tr> <th>Rated voltage (V)</th> <td>10</td> <td>16</td> <td>50</td> </tr> <tr> <th>tanδ (max.)</th> <td>0.32</td> <td>0.26</td> <td>0.12</td> </tr> </table> (20°C, 120Hz)  | Rated voltage (V) | 10         | 16              | 50                                  | tanδ (max.)                      | 0.32                         | 0.26                      | 0.12  |   |               |   |   |   |
| Rated voltage (V)                           | 10   | 16                | 50         |                 |                                     |                                  |                              |                           |   |   |               |   |   |   |
| tanδ (max.)                                 | 0.32   | 0.26              | 0.12       |                 |                                     |                                  |                              |                           |   |   |               |   |   |   |
| Characteristics at high and low temperature | <table border="1"> <tr> <th>Rated voltage (V)</th> <td>10</td> <td>16</td> <td>50</td> </tr> <tr> <th rowspan="2">Impedance ratio (max.)</th> <td>Z-25°C/Z+20°C</td> <td>3</td> <td>2</td> <td>2</td> </tr> <tr> <td>Z-40°C/Z+20°C</td> <td>8</td> <td>4</td> <td>4</td> </tr> </table> (120Hz)  | Rated voltage (V) | 10         | 16              | 50                                  | Impedance ratio (max.)           | Z-25°C/Z+20°C                | 3                         | 2   | 2 | Z-40°C/Z+20°C | 8 | 4 | 4 |
| Rated voltage (V)                           | 10   | 16                | 50         |                 |                                     |                                  |                              |                           |   |   |               |   |   |   |
| Impedance ratio (max.)                      | Z-25°C/Z+20°C  | 3                 | 2          | 2               |                                     |                                  |                              |                           |   |   |               |   |   |   |
|   | Z-40°C/Z+20°C  | 8                 | 4          | 4               |                                     |                                  |                              |                           |   |   |               |   |   |   |
| Endurance (85°C)                            | <table border="1"> <tr> <td>Test time</td> <td>2000 hours</td> </tr> <tr> <td>Leakage current</td> <td>The initial specified value or less</td> </tr> <tr> <td>Percentage of capacitance change</td> <td>Within ±20% of initial value</td> </tr> <tr> <td>Tangent of the loss angle</td> <td>200% or less of the initial specified value</td> </tr> </table> | Test time         | 2000 hours | Leakage current | The initial specified value or less | Percentage of capacitance change | Within ±20% of initial value | Tangent of the loss angle | 200% or less of the initial specified value |   |               |   |   |   |
| Test time                                   | 2000 hours   |                   |            |                 |                                     |                                  |                              |                           |   |   |               |   |   |   |
| Leakage current                             | The initial specified value or less  |                   |            |                 |                                     |                                  |                              |                           |   |   |               |   |   |   |
| Percentage of capacitance change            | Within ±20% of initial value   |                   |            |                 |                                     |                                  |                              |                           |   |   |               |   |   |   |
| Tangent of the loss angle                   | 200% or less of the initial specified value  |                   |            |                 |                                     |                                  |                              |                           |   |   |               |   |   |   |
| Shelf life (85°C)                           | Test time : 500hours ; other items are same as the endurance. Voltage application treatment : According to JIS C5101-4 4.1   |                   |            |                 |                                     |                                  |                              |                           |   |   |               |   |   |   |
| Applicable standards                        | JIS C5101-1, -18 (IEC 60384-1, -18)  |                   |            |                 |                                     |                                  |                              |                           |   |   |               |   |   |   |

Outline Drawing


Unit : mm



Coefficient of Frequency for Rated Ripple Current

| Frequency (Hz)    | 50   | 120 | 1k   | 10k-100k |
|-------------------|------|-----|------|----------|
| Rated voltage (V) |      |     |      |          |
| 10 to 16          | 0.80 | 1   | 1.15 | 1.25     |
| 50                | 0.80 | 1   | 1.35 | 1.50     |

Part numbering system (example : 16V10µF)



- Soldering conditions are described on page 15.
- Land pattern size are described on page 13.
- The taping specifications are described on page 16.

Standard Ratings

| Rated capacitance (µF) | 10             |                              | 16             |                              | 50             |                              |
|------------------------|----------------|------------------------------|----------------|------------------------------|----------------|------------------------------|
|                        | Case φD×L (mm) | Rated ripple current (mAmps) | Case φD×L (mm) | Rated ripple current (mAmps) | Case φD×L (mm) | Rated ripple current (mAmps) |
| 1                      | —              | —                            | —              | —                            | 4×5.3          | 7                            |
| 2.2                    | —              | —                            | —              | —                            | 5×5.3          | 11                           |
| 3.3                    | —              | —                            | —              | —                            | 6.3×5.3        | 16                           |
| 4.7                    | —              | —                            | 4×5.3          | 10                           | 6.3×5.3        | 19                           |
| 10                     | 5×5.3          | 15                           | 5×5.3          | 16                           | 8×10           | 41                           |
| 22                     | 6.3×5.3        | 25                           | 6.3×5.3        | 28                           | —              | —                            |
| 33                     | 6.3×5.3        | 31                           | 8×10           | 50                           | —              | —                            |
| 47                     | 8×10           | 54                           | 8×10           | 60                           | —              | —                            |
| 100                    | 8×10           | 79                           | 8×10           | 87                           | —              | —                            |

(Note) Rated ripple current : 85°C, 120Hz.

## Chip Type, For Audio, High Grade Capacitors

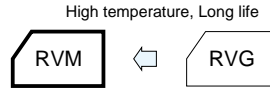
GREEN CAP

SMD

105°C  
2000hours

For Audio

- New developed Al-Foil and Electrolyte for Audio grade allow lower distortion.
- New range of bright and smooth sound is achieved in SMD area.
- Guarantees 2000 hours 105°C.

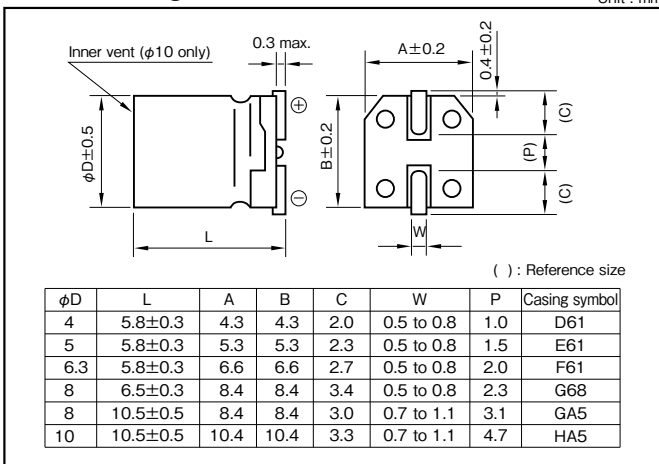


Marking color : Black print

### Specifications

| Item  | Performance   |  |
|---|---|--|
| Category temperature range (°C)             | -55 to +105   |  |
| Tolerance at rated capacitance (%)          | ±20 (20°C, 120Hz)   |  |
| Leakage current (µA) (max.)                 | 0.01CV or 3 whichever is larger (after 2 minutes)<br>C : Rated capacitance (µF), V: Rated voltage (V) (20°C)                |  |
| Tangent of loss angle (tanδ)                | Rated voltage (V)   | 6.3    10    16    25    35    50  |
|   | tanδ (max.)   | 0.28    0.24    0.20    0.16    0.13    0.12 (20°C, 120Hz)   |
| Characteristics at high and low temperature | Rated voltage (V)   | 6.3    10    16    25    35    50  |
|   | Impedance ratio (max.)  | Z-25°C/Z+20°C    2    2    2    2    2    2<br>Z-55°C/Z+20°C    8    4    4    3    3    3 (120Hz) |
| Endurance (105°C)                           | Test time   | 2000 hours   |
|   | Leakage current   | The initial specified value or less  |
|   | Percentage of capacitance change  | Within ±30% of initial value   |
|   | Tangent of the loss angle   | 300% or less of the initial specified value  |
| Shelf life (105°C)                          | Test time : 1000hours ; other items are same as the endurance. Voltage application treatment : According to JIS C5101-4 4.1 |  |
| Applicable standards                        | JIS C5101-1, -18 (IEC 60384-1, -18)   |  |

### Outline Drawing



### Coefficient of Frequency for Rated Ripple Current

| Rated voltage (V) | Frequency (Hz) |      |      |            |
|-------------------|----------------|------|------|------------|
|                   | 50             | 120  | 1k   | 10k · 100k |
| 6.3 to 16         | 0.80           | 1    | 1.15 | 1.25       |
| 25 to 35          | 0.80           | 1    | 1.25 | 1.40       |
| 50                | 1 to 3.3µF     | 0.50 | 1    | 1.35       |
|                   | 4.7µF or more  | 0.70 | 1    | 1.35       |

### Part numbering system (example : 6.3V220µF)

|             |   |                      |   |                          |                              |               |   |   |   |               |
|-------------|---|----------------------|---|--------------------------|------------------------------|---------------|---|---|---|---------------|
| RVM         | — | 6                    | V | 221                      | M                            | GA5           | P | U | — | R2            |
| Series code |   | Rated voltage symbol |   | Rated capacitance symbol | Capacitance tolerance symbol | Casing symbol |   |   |   | Taping symbol |

- Soldering conditions are described on page 15.
- Land pattern size are described on page 13.
- The taping specifications are described on page 16.

### Standard Ratings

| Rated capacitance (µF) | 6.3            |                              | 10             |                              | 16             |                              | 25             |                              | 35             |                              | 50             |                              |
|------------------------|----------------|------------------------------|----------------|------------------------------|----------------|------------------------------|----------------|------------------------------|----------------|------------------------------|----------------|------------------------------|
|                        | Case φD×L (mm) | Rated ripple current (mArms) | Case φD×L (mm) | Rated ripple current (mArms) | Case φD×L (mm) | Rated ripple current (mArms) | Case φD×L (mm) | Rated ripple current (mArms) | Case φD×L (mm) | Rated ripple current (mArms) | Case φD×L (mm) | Rated ripple current (mArms) |
| 1                      | —              | —                            | —              | —                            | —              | —                            | —              | —                            | —              | —                            | 4×5.8          | 7                            |
| 2.2                    | —              | —                            | —              | —                            | —              | —                            | —              | —                            | —              | —                            | 4×5.8          | 10                           |
| 3.3                    | —              | —                            | —              | —                            | —              | —                            | —              | —                            | —              | —                            | 4×5.8          | 12                           |
| 4.7                    | —              | —                            | —              | —                            | 4×5.8          | 11                           | 4×5.8          | 13                           | 4×5.8          | 14                           | 5×5.8          | 17                           |
| 10                     | —              | —                            | 4×5.8          | 15                           | 4×5.8          | 17                           | 5×5.8          | 21                           | 5×5.8          | 24                           | 6.3×5.8        | 29                           |
| 22                     | 4×5.8          | 21                           | 5×5.8          | 26                           | 5×5.8          | 28                           | 6.3×5.8        | 37                           | 6.3×5.8        | 41                           | 8×6.5          | 52                           |
| 33                     | 5×5.8          | 29                           | 5×5.8          | 32                           | 6.3×5.8        | 41                           | 6.3×5.8        | 45                           | 8×6.5          | 62                           | 8×10.5         | 75                           |
| 47                     | 5×5.8          | 35                           | 6.3×5.8        | 44                           | 6.3×5.8        | 48                           | 8×6.5          | 66                           | 8×10.5         | 86                           | 8×10.5         | 90                           |
| 100                    | 6.3×5.8        | 60                           | 8×6.5          | 79                           | 8×6.5          | 86                           | 8×10.5         | 113                          | 10×10.5        | 145                          | 10×10.5        | 151                          |
|                        |                |                              |                |                              | 8×10.5         | 101                          |                |                              |                |                              |                |                              |
| 220                    | 8×10.5         | 127                          | 8×10.5         | 137                          | 8×10.5         | 150                          | 10×10.5        | 194                          | 10×10.5        | 216                          | —              | —                            |
|                        |                |                              |                |                              | 10×10.5        | 174                          |                |                              |                |                              |                |                              |
| 330                    | 8×10.5         | 156                          | 10×10.5        | 194                          | 10×10.5        | 213                          | —              | —                            | —              | —                            | —              | —                            |
| 470                    | 10×10.5        | 215                          | 10×10.5        | 232                          | 10×10.5        | 254                          | —              | —                            | —              | —                            | —              | —                            |

(Note) Rated ripple current : 105°C, 120Hz.

ALUMINUM

CHIP ALUMINUM

105°C

FOR AUDIO ALUMINUM



Chip Type Audio Use Capacitors GREEN CAP SMD For Audio

- New developed Al-Foil and Electrolyte for Audio grade allow lower distortion.
- New range of bright and smooth sound is achieved in SMD area.

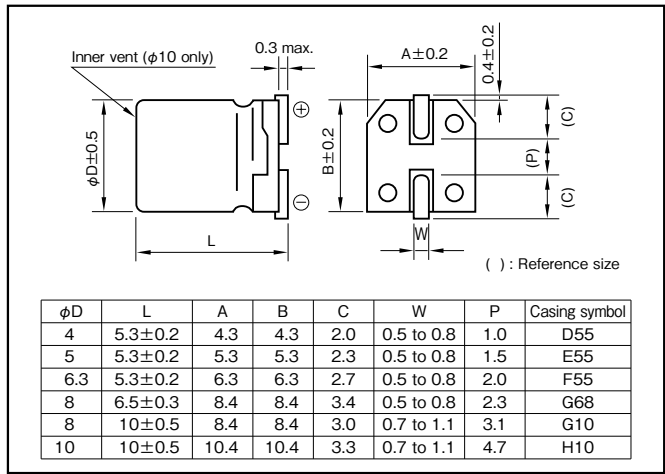


Marking color : Black print

Specifications

|   |  |   |      |      |      |      |   |
|---|--|---|------|------|------|------|---|
| Item  | Performance  |   |      |      |      |      |   |
| Category temperature range (°C)             | -40 to +85   |   |      |      |      |      |   |
| Tolerance at rated capacitance (%)          | ±20 (20°C,120Hz)   |   |      |      |      |      |   |
| Leakage current (µA) (max.)                 | 0.01CV or 3 whichever is larger (after 2 minutes) C : Rated capacitance (µF) ; V : Rated voltage (V) (20°C)                |   |      |      |      |      |   |
| Tangent of loss angle (tanδ)                | Rated voltage (V)  | 6.3   | 10   | 16   | 25   | 35   |   |
|   | tanδ (max.)  | 0.28  | 0.24 | 0.20 | 0.16 | 0.14 |   |
| Characteristics at high and low temperature | Rated voltage (V)  | 6.3   | 10   | 16   | 25   | 35   |   |
|   | Impedance ratio (max.)   | Z-25°C/Z+20°C                               | 4    | 3    | 2    | 2    | 2 |
|   |  | Z-40°C/Z+20°C                               | 8    | 5    | 4    | 3    | 3 |
| Endurance (85°C) (Applied ripple current)   | Test time  | 2000 hours                                  |      |      |      |      |   |
|   | Leakage current  | The initial specified value or less         |      |      |      |      |   |
|   | Percentage of capacitance change   | Within ±20% of initial value                |      |      |      |      |   |
|   | Tangent of the loss angle  | 200% or less of the initial specified value |      |      |      |      |   |
| Shelf life (85°C)                           | Test time : 500hours ; other items are same as the endurance. Voltage application treatment : According to JIS C5101-4 4.1 |   |      |      |      |      |   |
| Applicable standards                        | JIS C5101-1, -18 (IEC 60384-1, -18)  |   |      |      |      |      |   |

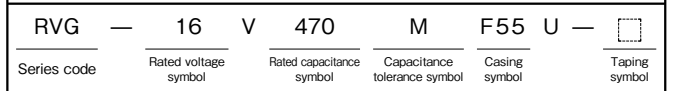
Outline Drawing



Coefficient of Frequency for Rated Ripple Current

| Frequency (Hz)    | 50   | 120 | 1k   | 10k · 100k |
|-------------------|------|-----|------|------------|
| Rated voltage (V) |      |     |      |            |
| 6.3 to 16         | 0.80 | 1   | 1.15 | 1.25       |
| 25 to 35          | 0.80 | 1   | 1.25 | 1.40       |

Part numbering system (example : 16V47 µF)



- Soldering conditions are described on page 15.
- Land pattern size are described on page 13.
- The taping specifications are described on page 16.

Standard Ratings

| Rated capacitance (µF) | 6.3            |                              | 10             |                              | 16             |                              | 25             |                              | 35             |                              |
|------------------------|----------------|------------------------------|----------------|------------------------------|----------------|------------------------------|----------------|------------------------------|----------------|------------------------------|
|                        | Case φD×L (mm) | Rated ripple current (mArms) | Case φD×L (mm) | Rated ripple current (mArms) | Case φD×L (mm) | Rated ripple current (mArms) | Case φD×L (mm) | Rated ripple current (mArms) | Case φD×L (mm) | Rated ripple current (mArms) |
| 3.3                    | —              | —                            | —              | —                            | —              | —                            | —              | —                            | 4×5.3          | 11                           |
| 4.7                    | —              | —                            | —              | —                            | 4×5.3          | 11                           | 4×5.3          | 12                           | 4×5.3          | 13                           |
| 10                     | —              | —                            | —              | —                            | 5×5.3          | 19                           | 5×5.3          | 21                           | 5×5.3          | 22                           |
| 22                     | 4×5.3          | 20                           | —              | —                            | 5×5.3          | 28                           | 6.3×5.3        | 36                           | 6.3×5.3        | 39                           |
| 33                     | 5×5.3          | 29                           | 5×5.3          | 31                           | 6.3×5.3        | 40                           | 6.3×5.3        | 44                           | 8×6.5          | 60                           |
| 47                     | 5×5.3          | 34                           | 6.3×5.3        | 43                           | 6.3×5.3        | 47                           | 8×6.5          | 66                           | 8×10           | 82                           |
| 100                    | 6.3×5.3        | 58                           | 8×6.5          | 79                           | 8×6.5          | 87                           | 8×10           | 112                          | 10×10          | 139                          |
| 220                    | 8×6.5          | 107                          | 8×10           | 136                          | 8×10           | 149                          | 10×10          | 192                          | —              | —                            |
| 330                    | 8×10           | 153                          | 8×10           | 166                          | 10×10          | 221                          | —              | —                            | —              | —                            |
| 470                    | 8×10           | 183                          | 10×10          | 229                          | —              | —                            | —              | —                            | —              | —                            |

(Note) Rated ripple current : 85°C, 120Hz

NOTE : Design, Specifications are subject to change without notice. It is recommended that you shall obtain technical specifications from ELNA to ensure that the component is suitable for your use.

ALUMINUM

CHIP ALUMINUM

85°C

FOR AUDIO ALUMINUM




## ■ SILMIC series Silk fiber using audio purpose capacitor

- ELNA developed new raw material for the separate paper which use a silk fibers. Therefore, this capacitor can give you high grade sound for your audio design.
- Due to the silk fiber's pliability, the capacitor makes a dream of the high quality sound.

For examples ;

- To relieve the music's vibration energy.
- To decrease the peak feeling sound at high compass and rough quality sound at middle compass.
- To increase massive sound at low compass.
- For bipolar capacitors, consult with us.



Marking color : White print on a brown sleeve

## Miniature High Grade Capacitors for Audio(SILMIC II)

GREEN CAP

For Audio

- All lead wires oxygen-free copper for extremely low distortion. (Third high frequency distortion 10kHz,0.1A,-120dB or less)
- "SILMIC II" mark on sleeve.

For higher grade For higher grade For higher grade

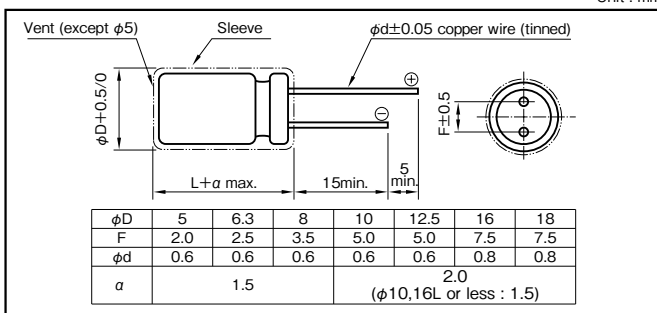


### Specifications

| Item  | Performance   |   |      |      |      |      |      |      |      |
|---|---|---|------|------|------|------|------|------|------|
| Category temperature range (°C)                                 | -40 to +85  |   |      |      |      |      |      |      |      |
| Tolerance at rated capacitance (%)                              | ±20 (20°C,120Hz)  |   |      |      |      |      |      |      |      |
| Leakage current (µA) (max.)                                     | 0.01CV or 3 whichever is larger (after 5 minutes) C : Rated capacitance (µF) ; V : Rated voltage (V) (20°C)                 |   |      |      |      |      |      |      |      |
| Tangent of loss angle (tanδ)                                    | Rated voltage (V)   | 6.3   | 10   | 16   | 25   | 35   | 50   | 63   | 100  |
|   | tanδ (max.)   | 0.20  | 0.17 | 0.13 | 0.10 | 0.10 | 0.08 | 0.08 | 0.08 |
| 0.02 is added to every 1000µF increase over 1000µF (20°C,120Hz) |   |   |      |      |      |      |      |      |      |
| Endurance (85°C) (Applied ripple current)                       | Test time   | 1000 hours                                  |      |      |      |      |      |      |      |
|   | Leakage current   | The initial specified value or less         |      |      |      |      |      |      |      |
|   | Percentage of capacitance change  | Within ±20% of initial value                |      |      |      |      |      |      |      |
|   | Tangent of the loss angle   | 150% or less of the initial specified value |      |      |      |      |      |      |      |
| Shelf life (85°C)   | Test time : 1000hours ; other items are same as the endurance. Voltage application treatment : According to JIS C5101-4 4.1 |   |      |      |      |      |      |      |      |
| Applicable standards  | JIS C5101-1, -4 (IEC 60384-1, -4)   |   |      |      |      |      |      |      |      |

### Outline Drawing

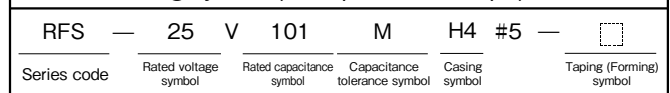
Unit : mm



### Coefficient of Frequency for Rated Ripple Current

| Rated voltage (V) | Frequency (Hz)<br>CV (µF×VV) | Frequency (Hz) |     |     |     |      |
|-------------------|------------------------------|----------------|-----|-----|-----|------|
|                   |                              | 50 · 60        | 120 | 1k  | 10k | 100k |
| 6.3 to 16         | All CV value                 | 0.8            | 1   | 1.1 | 1.2 | 1.2  |
|                   | ≤1000                        | 0.8            | 1   | 1.5 | 1.7 | 1.7  |
| 25 to 35          | 1000<                        | 0.8            | 1   | 1.2 | 1.3 | 1.3  |
|                   | ≤1000                        | 0.8            | 1   | 1.6 | 1.9 | 1.9  |
| 50 to 100         | 1000<                        | 0.8            | 1   | 1.2 | 1.3 | 1.3  |
|                   | ≤1000                        | 0.8            | 1   | 1.2 | 1.3 | 1.3  |

### Part numbering system (example : 25V100µF)



### Case symbol

| Case φD×L (mm) | Casing Symbol | Case φD×L (mm) | Casing Symbol | Case φD×L (mm) | Casing Symbol | Case φD×L (mm) | Casing Symbol |
|----------------|---------------|----------------|---------------|----------------|---------------|----------------|---------------|
| 5×11           | E3            | 10×12.5        | H3            | 12.5×20        | I5            | 16×31.5        | J7            |
| 6.3×11         | F3            | 10×16          | H4            | 12.5×25        | I6            | 16×35.5        | J8            |
| 8×11.5         | G3            | 10×20          | H5            | 16×25          | J6            | 18×35.5        | K8            |
|                |               |                |               |                |               | 18×40          | K9            |

### Standard Ratings

| Rated voltage (V) | Item | 6.3            |                           | 10             |                           | 16             |                           | 25             |                           | 35             |                           | 50             |                           | 63             |                           | 100            |                           |
|-------------------|------|----------------|---------------------------|----------------|---------------------------|----------------|---------------------------|----------------|---------------------------|----------------|---------------------------|----------------|---------------------------|----------------|---------------------------|----------------|---------------------------|
|                   |      | Case φD×L (mm) | Rated ripple current (mA) | Case φD×L (mm) | Rated ripple current (mA) | Case φD×L (mm) | Rated ripple current (mA) | Case φD×L (mm) | Rated ripple current (mA) | Case φD×L (mm) | Rated ripple current (mA) | Case φD×L (mm) | Rated ripple current (mA) | Case φD×L (mm) | Rated ripple current (mA) | Case φD×L (mm) | Rated ripple current (mA) |
| 3.3               | —    | —              | —                         | —              | —                         | —              | —                         | —              | —                         | —              | —                         | 5×11           | 25                        | 5×11           | 30                        | —              | —                         |
|                   |      | —              | —                         | —              | —                         | —              | —                         | —              | —                         | —              | —                         | —              | 6.3×11                    | 30             | —                         | —              | —                         |
| 4.7               | —    | —              | —                         | —              | —                         | —              | —                         | 5×11           | 25                        | 5×11           | 30                        | 5×11           | 35                        | 5×11           | 35                        | —              | —                         |
|                   |      | —              | —                         | —              | —                         | —              | —                         | —              | —                         | —              | —                         | —              | 6.3×11                    | 40             | 6.3×11                    | 40             | —                         |
| 10                | —    | —              | —                         | —              | —                         | 5×11           | 35                        | 5×11           | 35                        | 5×11           | 35                        | 8×11.5         | 75                        | 8×11.5         | 75                        | —              | —                         |
|                   |      | —              | —                         | —              | —                         | —              | —                         | —              | —                         | —              | —                         | —              | —                         | —              | —                         | —              | —                         |
| 22                | —    | —              | —                         | 5×11           | 50                        | 5×11           | 55                        | 5×11           | 60                        | 6.3×11         | 80                        | 8×11.5         | 95                        | 10×12.5        | 130                       | 10×16          | 140                       |
|                   |      | —              | —                         | —              | —                         | —              | —                         | —              | —                         | —              | —                         | —              | —                         | —              | —                         | —              | —                         |
| 33                | —    | 5×11           | 55                        | 5×11           | 65                        | 5×11           | 70                        | 6.3×11         | 90                        | 8×11.5         | 120                       | 10×12.5        | 140                       | 10×16          | 175                       | 10×20          | 190                       |
|                   |      | —              | —                         | —              | —                         | —              | —                         | —              | —                         | —              | —                         | —              | —                         | —              | —                         | —              | —                         |
| 47                | —    | 5×11           | 65                        | 5×11           | 75                        | 8×11.5         | 125                       | 8×11.5         | 140                       | 10×12.5        | 170                       | 10×16          | 210                       | 10×20          | 225                       | 12.5×25        | 285                       |
|                   |      | 6.3×11         | 80                        | 6.3×11         | 85                        | —              | —                         | —              | —                         | —              | —                         | —              | —                         | —              | —                         | —              | —                         |
| 100               | —    | 8×11.5         | 135                       | 8×11.5         | 145                       | 10×12.5        | 215                       | 10×16          | 270                       | 10×20          | 295                       | 12.5×20        | 380                       | 12.5×25        | 415                       | 16×25          | 485                       |
| 220               | —    | 10×12.5        | 240                       | 10×16          | 260                       | 10×20          | 385                       | 12.5×20        | 505                       | 12.5×25        | 550                       | 16×25          | 720                       | 16×31.5        | 785                       | 18×40          | 930                       |
| 330               | —    | 10×16          | 290                       | 10×20          | 350                       | 12.5×20        | 545                       | 12.5×25        | 675                       | 16×25          | 785                       | 16×31.5        | 965                       | 16×35.5        | 1010                      | —              | —                         |
| 470               | —    | 10×20          | 390                       | 12.5×20        | 455                       | 12.5×25        | 710                       | 16×25          | 940                       | 16×31.5        | 1030                      | 16×35.5        | 1210                      | 18×35.5        | 1295                      | —              | —                         |
| 1000              | —    | 12.5×20        | 710                       | 16×25          | 835                       | 16×31.5        | 1315                      | 16×35.5        | 1575                      | 18×35.5        | 1690                      | 18×40          | 1985                      | —              | —                         | —              | —                         |
| 2200              | —    | —              | —                         | 16×35.5        | 1500                      | 18×40          | 2150                      | —              | —                         | —              | —                         | —              | —                         | —              | —                         | —              | —                         |
| 3300              | —    | —              | —                         | 18×40          | 1980                      | —              | —                         | —              | —                         | —              | —                         | —              | —                         | —              | —                         | —              | —                         |

(Note) Rated ripple current : 85°C, 120Hz

**SILMIC series Silk fiber using audio purpose capacitor**

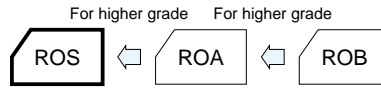
**High Grade Capacitors for Audio(SILMIC)**

GREEN CAP For Audio

- All lead wires oxygen-free copper for extremely low distortion. (Third high frequency distortion 10kHz,0.1A,-120dB or less)
- "SILMIC" mark on sleeve.



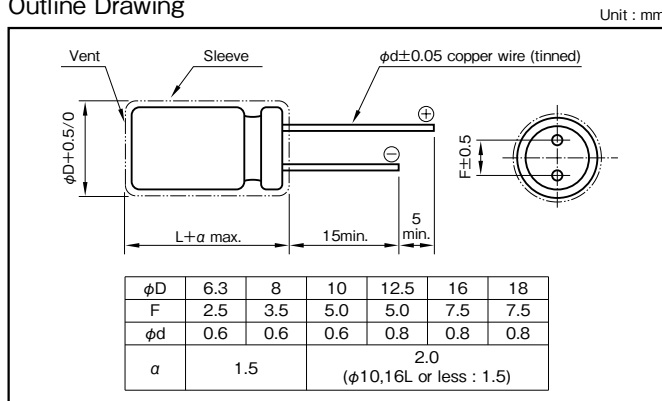
Marking color : White print on a brown sleeve



Specifications

| Item  | Performance  |   |      |      |      |      |     |     |             |      |      |      |      |      |      |
|---|--|---|------|------|------|------|-----|-----|-------------|------|------|------|------|------|------|
| Category temperature range (°C)                                 | -40 to +85   |   |      |      |      |      |     |     |             |      |      |      |      |      |      |
| Tolerance at rated capacitance (%)                              | ±20 (20°C,120Hz)   |   |      |      |      |      |     |     |             |      |      |      |      |      |      |
| Leakage current (μA) (max.)                                     | 0.01CV or 3 whichever is larger (after 5 minutes) C : Rated capacitance (μF) ; V: Rated voltage (V) (20°C)   |   |      |      |      |      |     |     |             |      |      |      |      |      |      |
| Tangent of loss angle (tanδ)                                    | <table border="1"> <thead> <tr> <th>Rated voltage (V)</th> <th>16</th> <th>25</th> <th>35</th> <th>50</th> <th>63</th> <th>100</th> </tr> </thead> <tbody> <tr> <td>tanδ (max.)</td> <td>0.13</td> <td>0.10</td> <td>0.10</td> <td>0.08</td> <td>0.08</td> <td>0.08</td> </tr> </tbody> </table> | Rated voltage (V)                           | 16   | 25   | 35   | 50   | 63  | 100 | tanδ (max.) | 0.13 | 0.10 | 0.10 | 0.08 | 0.08 | 0.08 |
|   | Rated voltage (V)  | 16  | 25   | 35   | 50   | 63   | 100 |     |             |      |      |      |      |      |      |
| tanδ (max.)   | 0.13   | 0.10  | 0.10 | 0.08 | 0.08 | 0.08 |     |     |             |      |      |      |      |      |      |
| 0.02 is added to every 1000μF increase over 1000μF (20°C,120Hz) |  |   |      |      |      |      |     |     |             |      |      |      |      |      |      |
| Endurance (85°C) (Applied ripple current)                       | Test time  | 1000 hours                                  |      |      |      |      |     |     |             |      |      |      |      |      |      |
|   | Leakage current  | The initial specified value or less         |      |      |      |      |     |     |             |      |      |      |      |      |      |
|   | Percentage of capacitance change   | Within ±20% of initial value                |      |      |      |      |     |     |             |      |      |      |      |      |      |
|   | Tangent of the loss angle  | 150% or less of the initial specified value |      |      |      |      |     |     |             |      |      |      |      |      |      |
| Shelf life (85°C)   | Test time : 1000hours ; other items are same as the endurance. Voltage application treatment : According to JIS C5101-4 4.1  |   |      |      |      |      |     |     |             |      |      |      |      |      |      |
| Applicable standards  | JIS C5101-1, -4 (IEC 60384-1, -4)  |   |      |      |      |      |     |     |             |      |      |      |      |      |      |

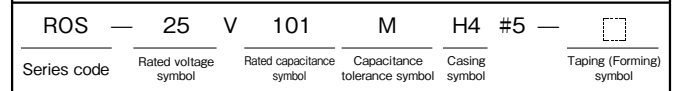
Outline Drawing



Coefficient of Frequency for Rated Ripple Current

| Rated voltage (V) | Frequency (Hz)<br>CV(μF×WV) | 50 · 60      | 120 | 1k  | 10k | 100k |
|-------------------|-----------------------------|--------------|-----|-----|-----|------|
|                   |                             | All CV value | 0.8 | 1   | 1.1 | 1.2  |
| 25 to 35          | ≤1000                       | 0.8          | 1   | 1.5 | 1.7 | 1.7  |
|                   | 1000<                       | 0.8          | 1   | 1.2 | 1.3 | 1.3  |
| 50 to 100         | ≤1000                       | 0.8          | 1   | 1.6 | 1.9 | 1.9  |
|                   | 1000<                       | 0.8          | 1   | 1.2 | 1.3 | 1.3  |

Part numbering system (example : 25V100μF)



Case symbol

| Case φD×L (mm) | Casing Symbol | Case φD×L (mm) | Casing Symbol | Case φD×L (mm) | Casing Symbol | Case φD×L (mm) | Casing Symbol |
|----------------|---------------|----------------|---------------|----------------|---------------|----------------|---------------|
| 6.3×11         | F3            | 10×16          | H4            | 12.5×25        | I6            | 16×35.5        | J8            |
| 8×11.5         | G3            | 10×20          | H5            | 16×25          | J6            | 18×35.5        | K8            |
| 10×12.5        | H3            | 12.5×20        | I5            | 16×31.5        | J7            | 18×40          | K9            |

Standard Ratings

| Rated voltage (V) | 16             |                              | 25             |                              | 35             |                              | 50             |                              | 63             |                              | 100            |                              |
|-------------------|----------------|------------------------------|----------------|------------------------------|----------------|------------------------------|----------------|------------------------------|----------------|------------------------------|----------------|------------------------------|
|                   | Case φD×L (mm) | Rated ripple current (mArms) | Case φD×L (mm) | Rated ripple current (mArms) | Case φD×L (mm) | Rated ripple current (mArms) | Case φD×L (mm) | Rated ripple current (mArms) | Case φD×L (mm) | Rated ripple current (mArms) | Case φD×L (mm) | Rated ripple current (mArms) |
| 10                | —              | —                            | —              | —                            | 6.3×11         | 55                           | 8×11.5         | 75                           | 8×11.5         | 75                           | 10×16          | 95                           |
| 22                | 6.3×11         | 70                           | 6.3×11         | 80                           | 8×11.5         | 95                           | 10×12.5        | 130                          | 10×16          | 140                          | 10×20          | 155                          |
| 33                | 6.3×11         | 90                           | 8×11.5         | 120                          | 10×12.5        | 140                          | 10×16          | 175                          | 10×20          | 190                          | 12.5×20        | 220                          |
| 47                | 8×11.5         | 125                          | 8×11.5         | 140                          | 10×12.5        | 170                          | 10×16          | 210                          | 10×20          | 225                          | 12.5×25        | 285                          |
| 100               | 10×12.5        | 215                          | 10×16          | 270                          | 10×20          | 295                          | 12.5×20        | 380                          | 12.5×25        | 415                          | 16×25          | 485                          |
| 220               | 10×20          | 385                          | 12.5×20        | 505                          | 12.5×25        | 550                          | 16×25          | 720                          | 16×31.5        | 785                          | 18×40          | 930                          |
| 330               | 12.5×20        | 545                          | 12.5×25        | 675                          | 16×25          | 785                          | 16×31.5        | 965                          | 16×35.5        | 1010                         | —              | —                            |
| 470               | 12.5×25        | 710                          | 16×25          | 940                          | 16×31.5        | 1030                         | 16×35.5        | 1210                         | 18×35.5        | 1295                         | —              | —                            |
| 1000              | 16×31.5        | 1315                         | 16×35.5        | 1575                         | 18×35.5        | 1690                         | 18×40          | 1985                         | —              | —                            | —              | —                            |
| 2200              | 18×40          | 2150                         | —              | —                            | —              | —                            | —              | —                            | —              | —                            | —              | —                            |

(Note) Rated ripple current : 85°C, 120Hz.

## Miniature Standard Capacitors for Audio

GREEN CAP For Audio

### TONEREX

- Adopting the newly developed formation method and composite electrolytic paper for audio application has reduced distortion, achieving high-quality sound.
- All lead wires are oxygen-free copper wires to reduce distortion.



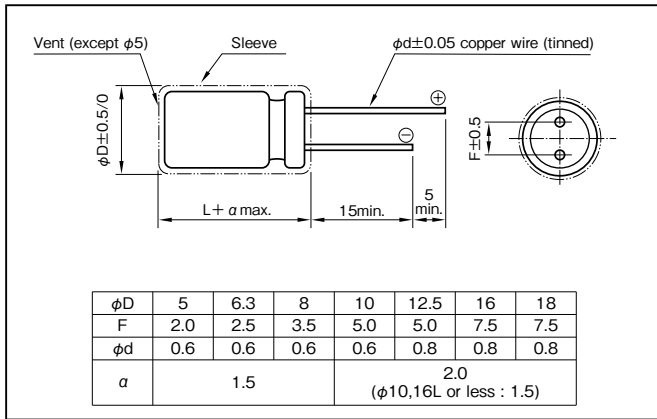
Marking color : Gold print on a black sleeve

### Specifications

| Item  | Performance   |   |      |      |      |      |      |      |      |
|---|---|---|------|------|------|------|------|------|------|
| Category temperature range (°C)                                 | -40 to +85  |   |      |      |      |      |      |      |      |
| Tolerance at rated capacitance (%)                              | ±20 (20°C,120Hz)  |   |      |      |      |      |      |      |      |
| Leakage current (μA) (max.)                                     | 0.01CV or 4 whichever is larger (after 5 minutes) C : Rated capacitance (μF) ; V: Rated voltage (V) (20°C)                  |   |      |      |      |      |      |      |      |
| Tangent of loss angle (tanδ)                                    | Rated voltage (V)   | 6.3   | 10   | 16   | 25   | 35   | 50   | 63   | 100  |
|   | tanδ (max.)   | 0.24  | 0.20 | 0.16 | 0.14 | 0.12 | 0.10 | 0.09 | 0.08 |
| 0.02 is added to every 1000μF increase over 1000μF (20°C,120Hz) |   |   |      |      |      |      |      |      |      |
| Endurance (85°C) (Applied ripple current)                       | Test time   | 1000 hours                                  |      |      |      |      |      |      |      |
|   | Leakage current   | The initial specified value or less         |      |      |      |      |      |      |      |
|   | Percentage of capacitance change  | Within ±20% of initial value                |      |      |      |      |      |      |      |
|   | Tangent of the loss angle   | 150% or less of the initial specified value |      |      |      |      |      |      |      |
| Shelf life (85°C)   | Test time : 1000hours ; other items are same as the endurance. Voltage application treatment : According to JIS C5101-4 4.1 |   |      |      |      |      |      |      |      |
| Applicable standards  | JIS C5101-1, -4 (IEC 60384-1, -4)   |   |      |      |      |      |      |      |      |

### Outline Drawing

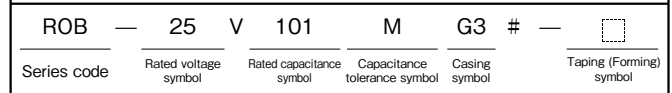
Unit : mm



### Coefficient of Frequency for Rated Ripple Current

| Rated voltage (V) | Frequency (Hz) | CV (μF×VV) |     |     |     |      |
|-------------------|----------------|------------|-----|-----|-----|------|
|                   |                | 50 · 60    | 120 | 1k  | 10k | 100k |
| 6.3 to 16         | All CV value   | 0.8        | 1   | 1.1 | 1.2 | 1.2  |
|                   | ≤1000          | 0.8        | 1   | 1.5 | 1.7 | 1.7  |
| 25 to 35          | 1000<          | 0.8        | 1   | 1.2 | 1.3 | 1.3  |
|                   | ≤1000          | 0.8        | 1   | 1.6 | 1.9 | 1.9  |
| 50 to 100         | 1000<          | 0.8        | 1   | 1.2 | 1.3 | 1.3  |

### Part numbering system (example : 25V100μF)



### Case symbol

| Case      | Casing Symbol | Case      | Casing Symbol | Case      | Casing Symbol | Case      | Casing Symbol |
|-----------|---------------|-----------|---------------|-----------|---------------|-----------|---------------|
| φD×L (mm) | Symbol        | φD×L (mm) | Symbol        | φD×L (mm) | Symbol        | φD×L (mm) | Symbol        |
| 5×11      | E3            | 10×12.5   | H3            | 12.5×20   | I5            | 16×31.5   | J7            |
| 6.3×11    | F3            | 10×16     | H4            | 12.5×25   | I6            | 16×35.5   | J8            |
| 8×11.5    | G3            | 10×20     | H5            | 16×25     | J6            | 18×35.5   | K8            |
|           |               |           |               |           |               | 18×40     | K9            |

### Standard Ratings

| Rated capacitance (μF) | 6.3     |                           | 10      |                           | 16      |                           | 25      |                           | 35      |                           | 50      |                           | 63      |                           | 100     |                           |
|------------------------|---------|---------------------------|---------|---------------------------|---------|---------------------------|---------|---------------------------|---------|---------------------------|---------|---------------------------|---------|---------------------------|---------|---------------------------|
|                        | Case    | Rated ripple current (mA) | Case    | Rated ripple current (mA) | Case    | Rated ripple current (mA) | Case    | Rated ripple current (mA) | Case    | Rated ripple current (mA) | Case    | Rated ripple current (mA) | Case    | Rated ripple current (mA) | Case    | Rated ripple current (mA) |
| 1                      | —       | —                         | —       | —                         | —       | —                         | —       | —                         | —       | —                         | 5×11    | 10                        | —       | —                         | 5×11    | 15                        |
| 2.2                    | —       | —                         | —       | —                         | —       | —                         | —       | —                         | —       | —                         | 5×11    | 20                        | —       | —                         | 5×11    | 25                        |
| 3.3                    | —       | —                         | —       | —                         | —       | —                         | —       | —                         | —       | —                         | 5×11    | 25                        | —       | —                         | 5×11    | 30                        |
| 4.7                    | —       | —                         | —       | —                         | —       | —                         | —       | —                         | —       | —                         | 5×11    | 35                        | 5×11    | 35                        | 6.3×11  | 40                        |
| 10                     | —       | —                         | —       | —                         | 5×11    | 35                        | 5×11    | 40                        | 5×11    | 45                        | 5×11    | 50                        | 6.3×11  | 60                        | 8×11.5  | 70                        |
| 22                     | —       | —                         | 5×11    | 50                        | 5×11    | 60                        | 5×11    | 60                        | 6.3×11  | 75                        | 6.3×11  | 80                        | 8×11.5  | 100                       | 10×12.5 | 120                       |
| 33                     | 5×11    | 55                        | 5×11    | 65                        | 5×11    | 70                        | 6.3×11  | 80                        | 6.3×11  | 90                        | 8×11.5  | 110                       | 8×11.5  | 115                       | 10×16   | 160                       |
| 47                     | 5×11    | 65                        | 5×11    | 75                        | 6.3×11  | 95                        | 6.3×11  | 100                       | 8×11.5  | 120                       | 8×11.5  | 130                       | 10×12.5 | 165                       | 10×20   | 210                       |
| 100                    | 6.3×11  | 110                       | 6.3×11  | 120                       | 8×11.5  | 150                       | 8×11.5  | 165                       | 10×12.5 | 210                       | 10×16   | 250                       | 10×20   | 285                       | 12.5×20 | 340                       |
| 220                    | 8×11.5  | 185                       | 8×11.5  | 200                       | 10×12.5 | 265                       | 10×16   | 310                       | 10×20   | 365                       | 12.5×20 | 440                       | 12.5×20 | 470                       | 16×25   | 620                       |
| 330                    | 10×12.5 | 265                       | 10×12.5 | 290                       | 10×16   | 350                       | 10×20   | 410                       | 12.5×20 | 500                       | 12.5×20 | 540                       | 12.5×25 | 620                       | 16×31.5 | 820                       |
| 470                    | 10×12.5 | 315                       | 10×16   | 380                       | 10×20   | 460                       | 12.5×20 | 550                       | 12.5×25 | 640                       | 16×25   | 800                       | 16×25   | 840                       | 18×35.5 | 1000                      |
| 1000                   | 10×20   | 550                       | 12.5×20 | 670                       | 12.5×25 | 810                       | 16×25   | 1000                      | 16×25   | 1050                      | 16×31.5 | 1200                      | 18×35.5 | 1500                      | —       | —                         |
| 2200                   | 12.5×25 | 980                       | 16×25   | 1200                      | 16×25   | 1350                      | 16×35.5 | 1650                      | 18×35.5 | 1900                      | —       | —                         | —       | —                         | —       | —                         |
| 3300                   | 16×25   | 1300                      | 16×31.5 | 1600                      | 16×35.5 | 1800                      | 18×40   | 2100                      | —       | —                         | —       | —                         | —       | —                         | —       | —                         |
| 4700                   | 16×31.5 | 1700                      | 16×35.5 | 1900                      | 18×35.5 | 2400                      | —       | —                         | —       | —                         | —       | —                         | —       | —                         | —       | —                         |
| 6800                   | 16×35.5 | 2100                      | 18×40   | 2600                      | —       | —                         | —       | —                         | —       | —                         | —       | —                         | —       | —                         | —       | —                         |
| 10000                  | 18×40   | 2800                      | —       | —                         | —       | —                         | —       | —                         | —       | —                         | —       | —                         | —       | —                         | —       | —                         |

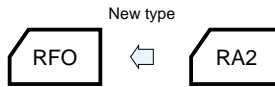

(Note) Rated ripple current : 85°C, 120Hz

Miniature Capacitors for Audio (PURECAP)

GREEN CAP

For Audio

- A standard capacitor utilizing a newly developed material for a high grade of audio reproduction.
- All lead wires are copper plated steel wires.
- New type miniaturized capacitor for audio, using synthetic mica paper for the separator.



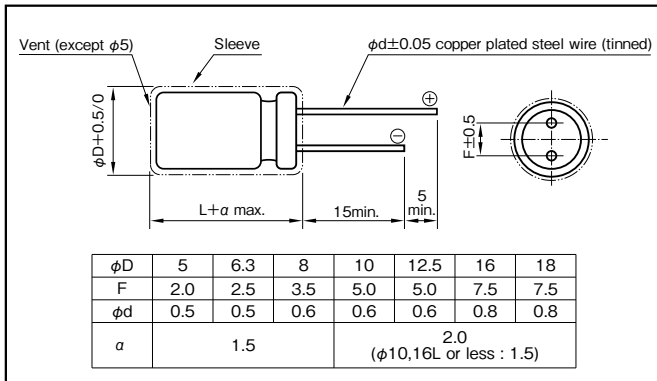
Marking color : Gold print on a black sleeve

Specifications

| Item  | Performance   |   |      |      |      |      |      |      |      |
|---|---|---|------|------|------|------|------|------|------|
| Category temperature range (°C)                                 | -40 to +85  |   |      |      |      |      |      |      |      |
| Tolerance at rated capacitance (%)                              | ±20 (20°C,120Hz)  |   |      |      |      |      |      |      |      |
| Leakage current (µA) (max.)                                     | 0.01CV or 3 whichever is larger (after 2 minutes) C : Rated capacitance (µF) ; V : Rated voltage (V) (20°C)                 |   |      |      |      |      |      |      |      |
| Tangent of loss angle (tanδ)                                    | Rated voltage (V)   | 6.3   | 10   | 16   | 25   | 35   | 50   | 63   | 100  |
|   | tanδ (max.)   | 0.22  | 0.19 | 0.16 | 0.14 | 0.12 | 0.10 | 0.09 | 0.08 |
| 0.02 is added to every 1000µF increase over 1000µF (20°C,120Hz) |   |   |      |      |      |      |      |      |      |
| Endurance (85°C) (Applied ripple current)                       | Test time   | 1000 hours                                  |      |      |      |      |      |      |      |
|   | Leakage current   | The initial specified value or less         |      |      |      |      |      |      |      |
|   | Percentage of capacitance change  | Within ±20% of initial value                |      |      |      |      |      |      |      |
|   | Tangent of the loss angle   | 150% or less of the initial specified value |      |      |      |      |      |      |      |
| Shelf life (85°C)   | Test time : 1000hours ; other items are same as the endurance. Voltage application treatment : According to JIS C5101-4 4.1 |   |      |      |      |      |      |      |      |
| Applicable standards  | JIS C5101-1, -4 (IEC 60384-1, -4)   |   |      |      |      |      |      |      |      |

Outline Drawing

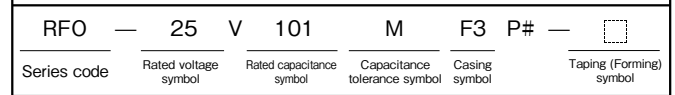
Unit : mm



Coefficient of Frequency for Rated Ripple Current

| Rated voltage(V) | Frequency(Hz)<br>CV(µF×VV) | 50 · 60   | 120          | 1k  | 10k | 100k |
|------------------|----------------------------|-----------|--------------|-----|-----|------|
|                  |                            | 6.3 to 16 | All CV value | 0.8 | 1   | 1.1  |
| 25 to 35         | ≤1000                      | 0.8       | 1            | 1.5 | 1.7 | 1.7  |
|                  | 1000<                      | 0.8       | 1            | 1.2 | 1.3 | 1.3  |
| 50 to 100        | ≤1000                      | 0.8       | 1            | 1.6 | 1.9 | 1.9  |
|                  | 1000<                      | 0.8       | 1            | 1.2 | 1.3 | 1.3  |

Part numbering system (example : 25V100µF)



Case symbol

| Case φD×L (mm) | Casing Symbol | Case φD×L (mm) | Casing Symbol | Case φD×L (mm) | Casing Symbol | Case φD×L (mm) | Casing Symbol |
|----------------|---------------|----------------|---------------|----------------|---------------|----------------|---------------|
| 5×11           | E3            | 10×12.5        | H3            | 12.5×20        | I5            | 16×31.5        | J7            |
| 6.3×11         | F3            | 10×16          | H4            | 12.5×25        | I6            | 18×35.5        | K8            |
| 8×11.5         | G3            | 10×20          | H5            | 16×25          | J6            |                |               |

Standard Ratings

| Rated capacitance (µF) | 6.3            |                               | 10             |                               | 16             |                               | 25             |                               | 35             |                               | 50             |                               | 63             |                               | 100            |                               |     |
|------------------------|----------------|-------------------------------|----------------|-------------------------------|----------------|-------------------------------|----------------|-------------------------------|----------------|-------------------------------|----------------|-------------------------------|----------------|-------------------------------|----------------|-------------------------------|-----|
|                        | Case φD×L (mm) | Rated ripple current (mA rms) | Case φD×L (mm) | Rated ripple current (mA rms) | Case φD×L (mm) | Rated ripple current (mA rms) | Case φD×L (mm) | Rated ripple current (mA rms) | Case φD×L (mm) | Rated ripple current (mA rms) | Case φD×L (mm) | Rated ripple current (mA rms) | Case φD×L (mm) | Rated ripple current (mA rms) | Case φD×L (mm) | Rated ripple current (mA rms) |     |
| 1                      | —              | —                             | —              | —                             | —              | —                             | —              | —                             | —              | —                             | 5×11           | 15                            | —              | —                             | 5×11           | 15                            |     |
| 2.2                    | —              | —                             | —              | —                             | —              | —                             | —              | —                             | —              | —                             | 5×11           | 20                            | —              | —                             | 5×11           | 25                            |     |
| 3.3                    | —              | —                             | —              | —                             | —              | —                             | —              | —                             | —              | —                             | 5×11           | 25                            | —              | —                             | 5×11           | 30                            |     |
| 4.7                    | —              | —                             | —              | —                             | —              | —                             | —              | —                             | —              | 5×11                          | 30             | 5×11                          | 30             | 5×11                          | 35             | 5×11                          | 35  |
| 10                     | —              | —                             | —              | —                             | —              | —                             | —              | —                             | —              | 5×11                          | 45             | 5×11                          | 45             | 5×11                          | 50             | 6.3×11                        | 60  |
| 22                     | —              | —                             | —              | —                             | —              | 5×11                          | 50             | 5×11                          | 55             | 5×11                          | 60             | 5×11                          | 70             | 6.3×11                        | 85             | 8×11.5                        | 110 |
| 33                     | —              | —                             | 5×11           | 55                            | 5×11           | 60                            | 5×11           | 70                            | 5×11           | 80                            | 6.3×11         | 100                           | 6.3×11         | 100                           | 10×12.5        | 160                           |     |
| 47                     | —              | —                             | 5×11           | 65                            | 5×11           | 75                            | 5×11           | 85                            | 6.3×11         | 110                           | 6.3×11         | 120                           | 8×11.5         | 150                           | 10×16          | 210                           |     |
| 100                    | 5×11           | 85                            | 5×11           | 95                            | 6.3×11         | 120                           | 6.3×11         | 140                           | 8×11.5         | 190                           | 8×11.5         | 210                           | 10×12.5        | 260                           | 12.5×20        | 380                           |     |
| 220                    | 6.3×11         | 150                           | 6.3×11         | 165                           | 8×11.5         | 220                           | 8×11.5         | 250                           | 10×12.5        | 330                           | 10×16          | 400                           | 10×20          | 460                           | 16×25          | 720                           |     |
| 330                    | 6.3×11         | 180                           | 8×11.5         | 240                           | 8×11.5         | 270                           | 10×12.5        | 370                           | 10×16          | 450                           | 10×20          | 540                           | 12.5×20        | 650                           | 16×25          | 880                           |     |
| 470                    | 8×11.5         | 260                           | 8×11.5         | 280                           | 10×12.5        | 390                           | 10×16          | 480                           | 10×20          | 590                           | 12.5×20        | 740                           | 12.5×25        | 850                           | 16×31.5        | 1150                          |     |
| 1000                   | 10×12.5        | 450                           | 10×16          | 540                           | 10×20          | 680                           | 12.5×20        | 880                           | 12.5×25        | 1050                          | 16×25          | 1350                          | 16×31.5        | 1550                          | —              | —                             |     |
| 2200                   | 12.5×20        | 890                           | 12.5×20        | 970                           | 12.5×25        | 1200                          | 16×25          | 1550                          | 16×31.5        | 1750                          | 18×35.5        | 2100                          | —              | —                             | —              | —                             |     |
| 3300                   | 12.5×20        | 1050                          | 12.5×25        | 1250                          | 16×25          | 1600                          | 16×31.5        | 1950                          | 18×35.5        | 2250                          | —              | —                             | —              | —                             | —              | —                             |     |
| 4700                   | 16×25          | 1550                          | 16×25          | 1650                          | 16×31.5        | 2050                          | 18×35.5        | 2500                          | —              | —                             | —              | —                             | —              | —                             | —              | —                             |     |
| 6800                   | 16×25          | 1750                          | 16×31.5        | 2050                          | 18×35.5        | 2550                          | —              | —                             | —              | —                             | —              | —                             | —              | —                             | —              | —                             |     |
| 10000                  | 16×31.5        | 2150                          | 18×35.5        | 2550                          | —              | —                             | —              | —                             | —              | —                             | —              | —                             | —              | —                             | —              | —                             |     |
| 15000                  | 18×35.5        | 2700                          | —              | —                             | —              | —                             | —              | —                             | —              | —                             | —              | —                             | —              | —                             | —              | —                             |     |

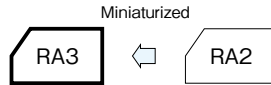
(Note) Rated ripple current : 85°C, 120Hz

NOTE : Design, Specifications are subject to change without notice. It is recommended that you shall obtain technical specifications from ELNA to ensure that the component is suitable for your use.

## Miniature Capacitors for Audio

GREEN CAP For Audio

- With the same size as that for Series RE3 miniaturized standard capacitors, a high resolution sound quality grade has been realized.
- The newly developed audio use material makes clear sound a reality.
- All lead wires are copper plated steel wires.

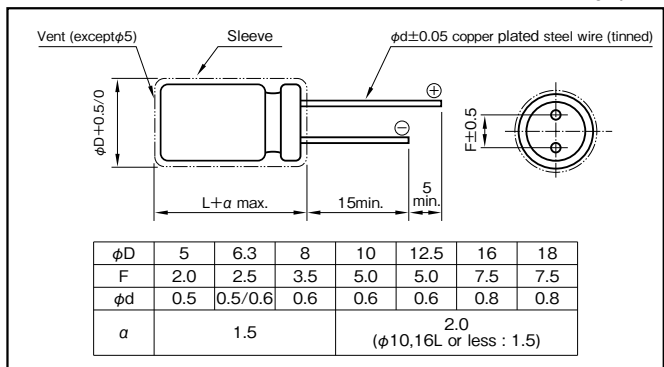


Marking color : White print on a brown sleeve

### Specifications

| Item   | Performance   |   |
|--|---|---|
| Category temperature range (°C)                                  | -40 to +85  |   |
| Tolerance at rated capacitance (%)                               | ±20 (20°C, 120Hz)   |   |
| Leakage current (μA) (max.)                                      | 0.01CV or 3 whichever is larger (after 2 minutes) C : Rated capacitance (μF) ; V : Rated voltage (V) (20°C)                 |   |
| Tangent of loss angle (tanδ)                                     | Rated voltage (V)   | 6.3 10 16 25 35 50 63 100                   |
|  | tanδ (max.)   | 0.28 0.24 0.20 0.16 0.14 0.12 0.11 0.10     |
| 0.02 is added to every 1000μF increase over 1000μF (20°C, 120Hz) |   |   |
| Endurance (85°C) (Applied ripple current)                        | Test time   | 2000 hours                                  |
|  | Leakage current   | The initial specified value or less         |
|  | Percentage of capacitance change  | Within ±20% of initial value                |
|  | Tangent of the loss angle   | 200% or less of the initial specified value |
| Shelf life (85°C)  | Test time : 1000hours ; other items are same as the endurance. Voltage application treatment : According to JIS C5101-4 4.1 |   |
| Applicable standards   | JIS C5101-1, -4 (IEC 60384-1, -4)   |   |

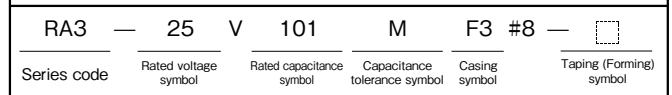
### Outline Drawing



### Coefficient of Frequency for Rated Ripple Current

| Rated voltage(V) | Frequency (Hz)<br>CV (μF×WV) | 50 · 60   | 120          | 1k  | 10k | 100k |
|------------------|------------------------------|-----------|--------------|-----|-----|------|
|                  |                              | 6.3 to 16 | All CV value | 0.8 | 1   | 1.1  |
| 25 to 35         | ≤1000                        | 0.8       | 1            | 1.5 | 1.7 | 1.7  |
|                  | 1000<                        | 0.8       | 1            | 1.2 | 1.3 | 1.3  |
| 50 to 100        | ≤1000                        | 0.8       | 1            | 1.6 | 1.9 | 1.9  |
|                  | 1000<                        | 0.8       | 1            | 1.2 | 1.3 | 1.3  |

### Part numbering system (example : 25V100μF)



### Case symbol

| Case φD×L (mm) | Casing Symbol | Case φD×L (mm) | Casing Symbol | Case φD×L (mm) | Casing Symbol | Case φD×L (mm) | Casing Symbol |
|----------------|---------------|----------------|---------------|----------------|---------------|----------------|---------------|
| 5×11           | E3            | 10×12.5        | H3            | 12.5×20        | I5            | 16×31.5        | J7            |
| 6.3×11         | F3            | 10×16          | H4            | 12.5×25        | I6            | 18×35.5        | K8            |
| 8×11.5         | G3            | 10×20          | H5            | 16×25          | J6            | —              | —             |

### Standard Ratings


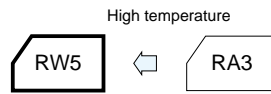
| Rated capacitance (μF) | 6.3            |                           | 10             |                           | 16             |                           | 25             |                           | 35             |                           | 50             |                           | 63             |                           | 100            |                           |
|------------------------|----------------|---------------------------|----------------|---------------------------|----------------|---------------------------|----------------|---------------------------|----------------|---------------------------|----------------|---------------------------|----------------|---------------------------|----------------|---------------------------|
|                        | Case φD×L (mm) | Rated ripple current (mA) | Case φD×L (mm) | Rated ripple current (mA) | Case φD×L (mm) | Rated ripple current (mA) | Case φD×L (mm) | Rated ripple current (mA) | Case φD×L (mm) | Rated ripple current (mA) | Case φD×L (mm) | Rated ripple current (mA) | Case φD×L (mm) | Rated ripple current (mA) | Case φD×L (mm) | Rated ripple current (mA) |
| 1                      | —              | —                         | —              | —                         | —              | —                         | —              | —                         | —              | —                         | 5×11           | 21                        | —              | —                         | 5×11           | 21                        |
| 2.2                    | —              | —                         | —              | —                         | —              | —                         | —              | —                         | —              | —                         | 5×11           | 31                        | —              | —                         | 5×11           | 31                        |
| 3.3                    | —              | —                         | —              | —                         | —              | —                         | —              | —                         | —              | —                         | 5×11           | 38                        | —              | —                         | 5×11           | 40                        |
| 4.7                    | —              | —                         | —              | —                         | —              | —                         | —              | —                         | —              | —                         | 5×11           | 45                        | —              | —                         | 5×11           | 50                        |
| 10                     | —              | —                         | —              | —                         | 5×11           | 50                        | 5×11           | 55                        | 5×11           | 60                        | 5×11           | 66                        | 5×11           | 70                        | 5×11           | 70                        |
| 22                     | —              | —                         | —              | —                         | 5×11           | 75                        | 5×11           | 90                        | 5×11           | 95                        | 5×11           | 100                       | 5×11           | 105                       | 6.3×11         | 115                       |
| 33                     | —              | —                         | —              | —                         | 5×11           | 110                       | 5×11           | 110                       | 5×11           | 110                       | 5×11           | 110                       | 6.3×11         | 130                       | 8×11.5         | 158                       |
| 47                     | —              | —                         | —              | —                         | 5×11           | 130                       | 5×11           | 130                       | 5×11           | 130                       | 6.3×11         | 155                       | 6.3×11         | 160                       | 8×11.5         | 188                       |
| 100                    | 5×11           | 130                       | 5×11           | 150                       | 5×11           | 180                       | 6.3×11         | 199                       | 6.3×11         | 214                       | 8×11.5         | 250                       | 8×11.5         | 270                       | 10×16          | 358                       |
| 220                    | 5×11           | 240                       | 6.3×11         | 250                       | 6.3×11         | 280                       | 8×11.5         | 349                       | 8×11.5         | 350                       | 10×12.5        | 429                       | 10×16          | 505                       | 12.5×20        | 663                       |
| 330                    | 6.3×11         | 300                       | 6.3×11         | 330                       | 8×11.5         | 383                       | 8×11.5         | 383                       | 10×12.5        | 542                       | 10×16          | 595                       | 10×20          | 676                       | 12.5×25        | 886                       |
| 470                    | 6.3×11         | 380                       | 8×11.5         | 417                       | 8×11.5         | 480                       | 10×12.5        | 545                       | 10×16          | 664                       | 12.5×20        | 887                       | 12.5×20        | 924                       | 16×25          | 1230                      |
| 1000                   | 8×11.5         | 580                       | 10×12.5        | 650                       | 10×16          | 791                       | 10×20          | 996                       | 12.5×20        | 1210                      | 12.5×25        | 1400                      | 16×25          | 1710                      | 18×35.5        | 2210                      |
| 2200                   | 10×16          | 939                       | 10×20          | 1080                      | 12.5×20        | 1350                      | 12.5×25        | 1660                      | 16×25          | 1950                      | 16×31.5        | 2340                      | 18×35.5        | 2870                      | —              | —                         |
| 3300                   | 10×20          | 1230                      | 12.5×20        | 1430                      | 12.5×25        | 1690                      | 16×25          | 2030                      | 16×31.5        | 2320                      | 18×35.5        | 2810                      | —              | —                         | —              | —                         |
| 4700                   | 12.5×20        | 1710                      | 12.5×25        | 1780                      | 16×25          | 2100                      | 16×31.5        | 2650                      | 18×35.5        | 2990                      | —              | —                         | —              | —                         | —              | —                         |
| 6800                   | 12.5×25        | 1930                      | 16×25          | 2270                      | 16×31.5        | 2480                      | 18×35.5        | 3290                      | —              | —                         | —              | —                         | —              | —                         | —              | —                         |
| 10000                  | 16×25          | 2450                      | 16×31.5        | 2500                      | 18×35.5        | 3130                      | —              | —                         | —              | —                         | —              | —                         | —              | —                         | —              | —                         |
| 15000                  | 16×31.5        | 2580                      | 18×35.5        | 3100                      | —              | —                         | —              | —                         | —              | —                         | —              | —                         | —              | —                         | —              | —                         |
| 22000                  | 18×35.5        | 3150                      | —              | —                         | —              | —                         | —              | —                         | —              | —                         | —              | —                         | —              | —                         | —              | —                         |

(Note) Rated ripple current : 85°C, 120Hz

105°C Miniature Capacitors for Audio

GREEN CAP 105°C 1000hours For Audio

- With the same size as that for Series RJ5 miniaturized standard capacitors, a high resolution sound quality grade has been realized.
- Guarantees 1000 hours at 105°C



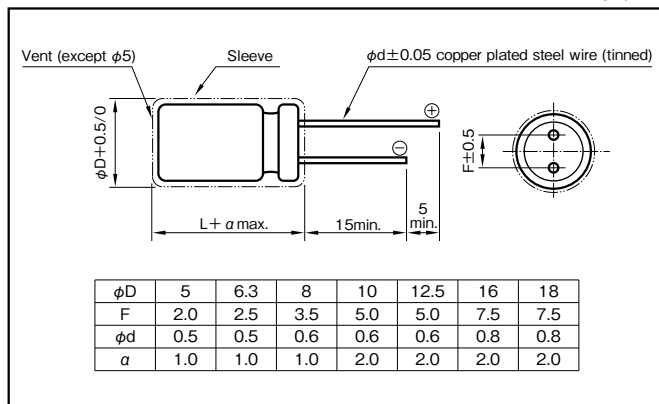
Marking color : Gold print on a black sleeve

Specifications

| Item  | Performance  |                   |            |                 |                                     |                                  |                              |                           |   |  |  |   |
|---|--|-------------------|------------|-----------------|-------------------------------------|----------------------------------|------------------------------|---------------------------|---|--|--|---|
| Category temperature range (°C)             | -55 to +105  |                   |            |                 |                                     |                                  |                              |                           |   |  |  |   |
| Tolerance at rated capacitance (%)          | ±20 (20°C, 120Hz)  |                   |            |                 |                                     |                                  |                              |                           |   |  |  |   |
| Leakage current (µA) (max.)                 | 0.03CV or 4 whichever is larger (after 1 minutes)<br>C : Rated capacitance (µF), V : Rated voltage (V) (20°C)  |                   |            |                 |                                     |                                  |                              |                           |   |  |  |   |
| Tangent of loss angle (tanδ)                | <table border="1"> <tr> <td>Rated voltage (V)</td> <td>16</td> <td>25</td> </tr> <tr> <td>tanδ (max.)</td> <td>0.24</td> <td>0.20</td> </tr> </table> <p>0.02CV is added to every 1000µF increase over 1000µF (20°C, 120Hz)</p>  | Rated voltage (V) | 16         | 25              | tanδ (max.)                         | 0.24                             | 0.20                         |                           |   |  |  |   |
| Rated voltage (V)                           | 16   | 25                |            |                 |                                     |                                  |                              |                           |   |  |  |   |
| tanδ (max.)                                 | 0.24   | 0.20              |            |                 |                                     |                                  |                              |                           |   |  |  |   |
| Characteristics at high and low temperature | <table border="1"> <tr> <td>Rated voltage (V)</td> <td>16</td> <td>25</td> </tr> <tr> <td rowspan="2">Impedance ratio (max.)</td> <td>Z-25°C/Z+20°C</td> <td>3</td> </tr> <tr> <td>Z-40°C/Z+20°C</td> <td>6</td> </tr> <tr> <td></td> <td></td> <td>4</td> </tr> </table> <p>(120Hz)</p>   | Rated voltage (V) | 16         | 25              | Impedance ratio (max.)              | Z-25°C/Z+20°C                    | 3                            | Z-40°C/Z+20°C             | 6   |  |  | 4 |
| Rated voltage (V)                           | 16   | 25                |            |                 |                                     |                                  |                              |                           |   |  |  |   |
| Impedance ratio (max.)                      | Z-25°C/Z+20°C  | 3                 |            |                 |                                     |                                  |                              |                           |   |  |  |   |
|   | Z-40°C/Z+20°C  | 6                 |            |                 |                                     |                                  |                              |                           |   |  |  |   |
|   |  | 4                 |            |                 |                                     |                                  |                              |                           |   |  |  |   |
| Endurance (105°C) (Applied ripple current)  | <table border="1"> <tr> <td>Test time</td> <td>1000 hours</td> </tr> <tr> <td>Leakage current</td> <td>The initial specified value or less</td> </tr> <tr> <td>Percentage of capacitance change</td> <td>Within ±20% of initial value</td> </tr> <tr> <td>Tangent of the loss angle</td> <td>200% or less of the initial specified value</td> </tr> </table> | Test time         | 1000 hours | Leakage current | The initial specified value or less | Percentage of capacitance change | Within ±20% of initial value | Tangent of the loss angle | 200% or less of the initial specified value |  |  |   |
| Test time                                   | 1000 hours   |                   |            |                 |                                     |                                  |                              |                           |   |  |  |   |
| Leakage current                             | The initial specified value or less  |                   |            |                 |                                     |                                  |                              |                           |   |  |  |   |
| Percentage of capacitance change            | Within ±20% of initial value   |                   |            |                 |                                     |                                  |                              |                           |   |  |  |   |
| Tangent of the loss angle                   | 200% or less of the initial specified value  |                   |            |                 |                                     |                                  |                              |                           |   |  |  |   |
| Shelf life (105°C)                          | Test time : 1000hours ; other items are same as the endurance. Voltage application treatment : According to JIS C5101-4 4.1  |                   |            |                 |                                     |                                  |                              |                           |   |  |  |   |
| Applicable standards                        | JIS C5101-1, -4 (IEC 60384-1, -4)  |                   |            |                 |                                     |                                  |                              |                           |   |  |  |   |

Outline Drawing

Unit : mm



Coefficient of Frequency for Rated Ripple Current

| Rated Capacitance (µF) | Frequency (Hz) |     |     |     |      |
|------------------------|----------------|-----|-----|-----|------|
|                        | 50 · 60        | 120 | 1k  | 10k | 100k |
| 100 to 220             | 0.8            | 1   | 1.2 | 1.3 | 1.4  |
| 330 to 1000            | 0.8            | 1   | 1.2 | 1.2 | 1.3  |
| 2200 to 15000          | 0.8            | 1   | 1.1 | 1.1 | 1.1  |

Part numbering system (example : 16V3300µF)



Standard Ratings

| Rated capacitance (µF) | 16             |               |                              | 25             |               |                              |
|------------------------|----------------|---------------|------------------------------|----------------|---------------|------------------------------|
|                        | Case φD×L (mm) | Casing symbol | Rated ripple current (mArms) | Case φD×L (mm) | Casing symbol | Rated ripple current (mArms) |
| 100                    | —              | —             | —                            | 5×11.5         | E3            | 125                          |
| 220                    | 6.3×11.5       | F3            | 190                          | 6.3×11.5       | F3            | 200                          |
| 330                    | 6.3×11.5       | F3            | 225                          | 8×12           | G3            | 310                          |
| 470                    | 8×12           | G3            | 323                          | 10×12.5        | H3            | 429                          |
| 1000                   | 10×12.5        | H3            | 500                          | 10×16          | H4            | 610                          |
| 2200                   | 10×20          | H5            | 710                          | 12.5×25        | I6            | 1180                         |
|                        |                |               |                              | 16×20          | J5            | 1230                         |
|                        |                |               |                              | 18×16          | K4            | 1200                         |
| 3300                   | 12.5×25        | I6            | 1200                         | 16×25          | J6            | 1440                         |
|                        |                |               |                              | 16×20          | J5            | 1250                         |
| 4700                   | 16×20          | J5            | 1500                         | 18×20          | K5            | 1400                         |
|                        |                |               |                              | 16×25          | J6            | 1500                         |
| 6800                   | 18×20          | K5            | 1460                         | 18×20          | K5            | 1530                         |
|                        |                |               |                              | 16×25          | J6            | 1600                         |
| 10000                  | 18×20          | K5            | 1560                         | 16×35.5        | J8            | 1850                         |
|                        |                |               |                              | 18×31.5        | K7            | 1870                         |
| 15000                  | 16×35.5        | J8            | 1930                         | 18×40          | K9            | 2000                         |
| 15000                  | 18×40          | K9            | 2210                         | —              | —             | —                            |

(Note) Rated ripple current : 105°C, 120Hz.

NOTE : Design, Specifications are subject to change without notice. It is recommended that you shall obtain technical specifications from ELNA to ensure that the component is suitable for your use.



## Miniature Bipolar Capacitors for Audio

GREEN CAP For Audio

- The newly developed audio use foil and special electrolyte makes clear and far-carrying sound a reality.
- All lead wires are copper plated steel wires.



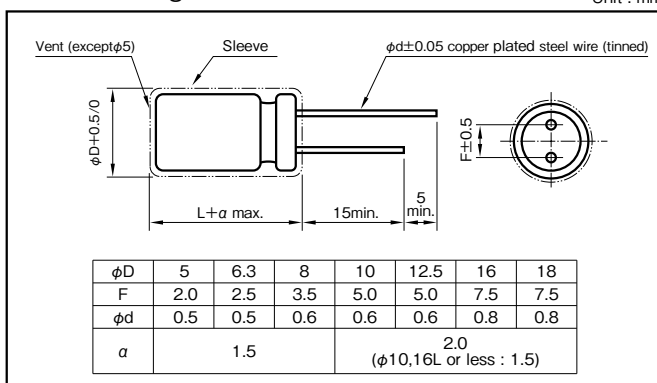
Marking color : Gold print on a black sleeve

### Specifications

| Item   | Performance   |   |      |      |      |      |      |      |      |
|--|---|---|------|------|------|------|------|------|------|
| Category temperature range (°C)  | -40 to +85  |   |      |      |      |      |      |      |      |
| Tolerance at rated capacitance (%)   | ±20 (20°C, 120Hz)   |   |      |      |      |      |      |      |      |
| Leakage current (μA) (max.)  | 0.03CV + 3 (after 5 minutes) C : Rated capacitance (μF); V : Rated voltage (V) (20°C) |   |      |      |      |      |      |      |      |
| Tangent of loss angle (tanδ)   | Rated voltage (V)   | 6.3   | 10   | 16   | 25   | 35   | 50   | 63   | 100  |
|  | tanδ (max.)   | 0.24  | 0.20 | 0.16 | 0.15 | 0.14 | 0.12 | 0.10 | 0.09 |
| 0.02 is added to every 1000μF increase over 1000μF. (20°C, 120Hz)                  |   |   |      |      |      |      |      |      |      |
| Characteristics at high and low temperature  | Rated voltage (V)   | 6.3   | 10   | 16   | 25   | 35   | 50   | 63   | 100  |
|  | Impedance ratio (max.)  | Z-25°C/Z+20°C   | 4    | 3    | 2    | 2    | 2    | 2    | 2    |
| 0.5 for -25°C, 1 for -40°C are added to every 1000μF increase over 1000μF. (120Hz) |   |   |      |      |      |      |      |      |      |
| Endurance (85°C) (Applied ripple current)  | Test time   | 2000 hours (with the polarity inverted every 250 hours) |      |      |      |      |      |      |      |
|  | Leakage current   | The initial specified value or less                     |      |      |      |      |      |      |      |
|  | Percentage of capacitance change  | Within ±20% of initial value                            |      |      |      |      |      |      |      |
|  | Tangent of the loss angle   | 150% or less of the initial specified value             |      |      |      |      |      |      |      |
| Applicable standards   | JIS C5101-1, -4 (IEC 60384-1, -4)   |   |      |      |      |      |      |      |      |

### Outline Drawing

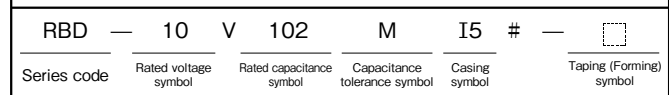
Unit : mm



### Coefficient of Frequency for Rated Ripple Current

| Frequency (Hz)    | 50 - 60 | 120 | 1k  | 10k · 100k |
|-------------------|---------|-----|-----|------------|
| Rated voltage (V) |         |     |     |            |
| 6.3 to 16         | 0.8     | 1   | 1.1 | 1.2        |
| 25 to 35          | 0.8     | 1   | 1.5 | 1.7        |
| 50 to 100         | 0.8     | 1   | 1.6 | 1.9        |

### Part numbering system (example : 10V1000μF)



### Case symbol

| Case φD×L (mm) | Casing Symbol | Case φD×L (mm) | Casing Symbol | Case φD×L (mm) | Casing Symbol | Case φD×L (mm) | Casing Symbol |
|----------------|---------------|----------------|---------------|----------------|---------------|----------------|---------------|
| 5×11           | E3            | 10×12.5        | H3            | 12.5×20        | I5            | 16×31.5        | J7            |
| 6.3×11         | F3            | 10×16          | H4            | 12.5×25        | I6            | 18×35.5        | K8            |
| 8×11.5         | G3            | 10×20          | H5            | 16×25          | J6            | —              | —             |

### Standard Ratings

| Rated voltage (V) | 6.3     |                | 10                             |                | 16                             |                | 25                             |                | 35                             |                | 50                             |                | 63                             |                | 100                            |  |
|-------------------|---------|----------------|--------------------------------|----------------|--------------------------------|----------------|--------------------------------|----------------|--------------------------------|----------------|--------------------------------|----------------|--------------------------------|----------------|--------------------------------|--|
|                   | Item    | Case φD×L (mm) | Rated ripple current (mA Arms) | Case φD×L (mm) | Rated ripple current (mA Arms) | Case φD×L (mm) | Rated ripple current (mA Arms) | Case φD×L (mm) | Rated ripple current (mA Arms) | Case φD×L (mm) | Rated ripple current (mA Arms) | Case φD×L (mm) | Rated ripple current (mA Arms) | Case φD×L (mm) | Rated ripple current (mA Arms) |  |
| 1                 | —       | —              | —                              | —              | —                              | —              | —                              | —              | —                              | —              | —                              | —              | —                              | —              | —                              |  |
| 2.2               | —       | —              | —                              | —              | —                              | —              | —                              | —              | —                              | —              | —                              | —              | —                              | —              | —                              |  |
| 3.3               | —       | —              | —                              | —              | —                              | —              | —                              | —              | —                              | —              | —                              | —              | —                              | —              | —                              |  |
| 4.7               | —       | —              | —                              | —              | —                              | —              | 5×11                           | 28             | 5×11                           | 28             | 5×11                           | 31             | 5×11                           | 34             | 6.3×11                         |  |
| 10                | —       | —              | —                              | —              | 5×11                           | 39             | 5×11                           | 40             | 5×11                           | 42             | 5×11                           | 45             | 6.3×11                         | 57             | 8×11.5                         |  |
| 22                | —       | —              | 5×11                           | 52             | 5×11                           | 58             | 5×11                           | 60             | 6.3×11                         | 71             | 6.3×11                         | 77             | 8×11.5                         | 89             | 10×16                          |  |
| 33                | 5×11    | 58             | 5×11                           | 63             | 5×11                           | 71             | 6.3×11                         | 84             | 6.3×11                         | 87             | 8×11.5                         | 111            | 10×12.5                        | 144            | 10×20                          |  |
| 47                | 5×11    | 69             | 5×11                           | 75             | 6.3×11                         | 97             | 6.3×11                         | 100            | 8×11.5                         | 122            | 10×12.5                        | 157            | 10×16                          | 188            | 12.5×20                        |  |
| 100               | 6.3×11  | 115            | 6.3×11                         | 126            | 8×11.5                         | 167            | 10×12.5                        | 204            | 10×12.5                        | 212            | 10×20                          | 273            | 12.5×20                        | 343            | 16×25                          |  |
| 220               | 8×11.5  | 202            | 8×11.5                         | 221            | 10×12.5                        | 294            | 10×16                          | 332            | 10×20                          | 375            | 12.5×25                        | 506            | 16×25                          | 645            | 18×35.5                        |  |
| 330               | 8×11.5  | 247            | 10×12.5                        | 322            | 10×16                          | 394            | 10×20                          | 444            | 12.5×20                        | 526            | 12.5×25                        | 620            | —                              | —              | —                              |  |
| 470               | 10×12.5 | 350            | 10×16                          | 420            | 10×20                          | 513            | 12.5×20                        | 607            | 12.5×25                        | 685            | 16×25                          | 861            | —                              | —              | —                              |  |
| 1000              | 10×20   | 611            | 12.5×20                        | 767            | 12.5×25                        | 935            | 16×25                          | 1120           | 16×31.5                        | 1270           | —                              | —              | —                              | —              | —                              |  |
| 2200              | 12.5×25 | 1090           | 16×25                          | 1380           | 16×31.5                        | 1660           | —                              | —              | —                              | —              | —                              | —              | —                              | —              | —                              |  |
| 3300              | 16×25   | 1490           | 16×31.5                        | 1760           | —                              | —              | —                              | —              | —                              | —              | —                              | —              | —                              | —              | —                              |  |
| 4700              | 16×31.5 | 1880           | 18×35.5                        | 2280           | —                              | —              | —                              | —              | —                              | —              | —                              | —              | —                              | —              | —                              |  |

(Note) Rated ripple current : 85°C, 120Hz

Power Supply Smoothing Use, Standard Capacitors for Audio

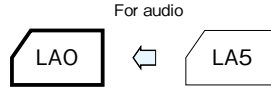
GREEN CAP

For Audio

- Best suited as power supply filters for sound quality priority audio equipment.
- Printed circuit board terminal snap-in type.



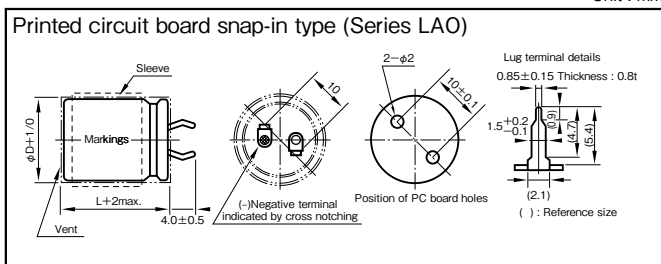
Marking color : Gold print on a black sleeve



Specifications

| Item  | Performance   |   |           |           |
|---|---|---|-----------|-----------|
| Category temperature range (°C)             | -40 to +85  |   |           |           |
| Tolerance at rated capacitance (%)          | ±20 (20°C, 120Hz)   |   |           |           |
| Leakage current (µA) (max.)                 | 0.03CV or 5mA whichever is larger (after 5 minutes) C : Rated capacitance (µF), V : Rated voltage (V) (20°C)                |   |           |           |
| Tangent of loss angle (tanδ)                | Rated voltage (V)   | 16, 25                                      | 35        | 50 to 100 |
|   | tanδ (max.)   | 0.40  | 0.35      | 0.30      |
| Characteristics at high and low temperature | Rated voltage (V)   | 16 to 35                                    | 50 to 100 |           |
|   | Impedance ratio (max.)  | Z-25°C/Z+20°C                               | 4         | 3         |
|   |   | Z-40°C/Z+20°C                               | 15        | 10        |
| Endurance (85°C) (Applied ripple current)   | Test time   | 1000 hours                                  |           |           |
|   | Leakage current   | The initial specified value or less         |           |           |
|   | Percentage of capacitance change  | Within ±20% of initial value                |           |           |
|   | Tangent of the loss angle   | 150% or less of the initial specified value |           |           |
| Shelf life (85°C)                           | Test time : 1000hours ; other items are same as the endurance. Voltage application treatment : According to JIS C5101-4 4.1 |   |           |           |
| Applicable standards                        | JIS C5101-1, -4 (IEC 60384-1, -4)   |   |           |           |

Outline Drawing



Coefficient of Frequency for Rated Ripple Current

| Frequency (Hz)    | 50   | 120 | 1k   | 10k  | 20k  |
|-------------------|------|-----|------|------|------|
| Rated voltage (V) |      |     |      |      |      |
| 16 to 50          | 0.95 | 1   | 1.10 | 1.15 | 1.15 |
| 63 to 100         | 0.95 | 1   | 1.16 | 1.30 | 1.33 |

Part numbering system (example : 63V6800µF)

|             |   |                      |   |                          |                              |               |      |                 |
|-------------|---|----------------------|---|--------------------------|------------------------------|---------------|------|-----------------|
| LAO         | — | 63                   | V | 682                      | M                            | S57           | PX # | B               |
| Series code |   | Rated voltage symbol |   | Rated capacitance symbol | Capacitance tolerance symbol | Casing symbol |      | Optional symbol |

Standard Ratings

| Case φD×L (mm) | Casing symbol | Item  | 16                     |                             | 25                     |                             | 35                     |                             | 50                     |                             | 63                     |                             | 80                     |                             | 100                    |                             |
|----------------|---------------|-------|------------------------|-----------------------------|------------------------|-----------------------------|------------------------|-----------------------------|------------------------|-----------------------------|------------------------|-----------------------------|------------------------|-----------------------------|------------------------|-----------------------------|
|                |               |       | Rated capacitance (µF) | Rated ripple current (Arms) | Rated capacitance (µF) | Rated ripple current (Arms) | Rated capacitance (µF) | Rated ripple current (Arms) | Rated capacitance (µF) | Rated ripple current (Arms) | Rated capacitance (µF) | Rated ripple current (Arms) | Rated capacitance (µF) | Rated ripple current (Arms) | Rated capacitance (µF) | Rated ripple current (Arms) |
| 22×20          | S21           | 3300  | 1.2                    | —                           | —                      | —                           | —                      | —                           | —                      | —                           | —                      | —                           | —                      | —                           | —                      | —                           |
| 22×25          | S22           | 4700  | 1.5                    | 2200                        | 1.0                    | 1500                        | 0.8                    | 1000                        | 0.8                    | 680                         | 0.7                    | —                           | —                      | —                           | —                      | —                           |
| 22×30          | S23           | —     | —                      | 3300                        | 1.3                    | 2200                        | 1.3                    | 1500                        | 1.1                    | 1000                        | 0.9                    | 680                         | 0.7                    | —                           | —                      | —                           |
| 22×35          | S24           | 6800  | 2.0                    | 4700                        | 1.7                    | 3300                        | 1.7                    | —                           | —                      | 1500                        | 1.2                    | 1000                        | 1.0                    | 680                         | 0.8                    | —                           |
| 22×40          | S25           | —     | —                      | —                           | —                      | —                           | —                      | 2200                        | 1.5                    | —                           | —                      | —                           | —                      | —                           | —                      | —                           |
| 22×45          | S26           | 10000 | 2.7                    | 6800                        | 2.2                    | 4700                        | 2.3                    | —                           | —                      | 2200                        | 1.6                    | —                           | —                      | —                           | —                      | —                           |
| 22×50          | S27           | —     | —                      | —                           | —                      | —                           | —                      | 3300                        | 2.0                    | —                           | —                      | 1500                        | 1.3                    | 1000                        | 1.2                    | —                           |
| 25×25          | S32           | —     | —                      | 3300                        | 1.7                    | 2200                        | 1.7                    | 1500                        | 1.4                    | 1000                        | 1.2                    | 680                         | 1.0                    | —                           | —                      | —                           |
| 25×30          | S33           | 6800  | 2.5                    | 4700                        | 2.1                    | 3300                        | 2.2                    | 2200                        | 1.8                    | 1500                        | 1.5                    | 1000                        | 1.2                    | 680                         | 1.1                    | —                           |
| 25×35          | S34           | 10000 | 3.2                    | —                           | —                      | —                           | —                      | —                           | —                      | —                           | —                      | —                           | —                      | —                           | —                      | —                           |
| 25×40          | S35           | —     | —                      | 6800                        | 2.7                    | 4700                        | 2.8                    | 3300                        | 2.3                    | 2200                        | 1.9                    | 1500                        | 1.6                    | 1000                        | 1.4                    | —                           |
| 25×45          | S36           | —     | —                      | —                           | —                      | —                           | —                      | —                           | —                      | —                           | —                      | —                           | —                      | —                           | —                      | —                           |
| 25×50          | S37           | —     | —                      | 10000                       | 3.0                    | 6800                        | 2.6                    | 4700                        | 2.4                    | 3300                        | 2.0                    | 2200                        | 2.0                    | 1500                        | 1.8                    | —                           |
| 30×25          | S42           | 6800  | 2.6                    | 4700                        | 2.2                    | 3300                        | 2.3                    | 2200                        | 1.9                    | 1500                        | 1.6                    | 1000                        | 1.3                    | 680                         | 1.1                    | —                           |
| 30×30          | S43           | 10000 | 3.3                    | 6800                        | 2.7                    | 4700                        | 2.8                    | 3300                        | 2.4                    | 2200                        | 1.9                    | 1500                        | 1.6                    | 1000                        | 1.4                    | —                           |
| 30×35          | S44           | —     | —                      | —                           | —                      | —                           | —                      | —                           | —                      | —                           | —                      | —                           | —                      | —                           | —                      | —                           |
| 30×40          | S45           | —     | —                      | 10000                       | 3.1                    | 6800                        | 2.7                    | 4700                        | 2.4                    | 3300                        | 2.1                    | 2200                        | 2.1                    | 1500                        | 1.8                    | —                           |
| 30×45          | S46           | —     | —                      | —                           | —                      | —                           | —                      | —                           | —                      | —                           | —                      | —                           | —                      | —                           | —                      | —                           |
| 30×50          | S47           | —     | —                      | —                           | —                      | 10000                       | 3.4                    | 6800                        | 3.1                    | 4700                        | 2.6                    | 3300                        | 2.2                    | 2200                        | 1.8                    | —                           |
| 35×25          | S52           | 10000 | 3.4                    | 6800                        | 2.8                    | 4700                        | 2.9                    | 3300                        | 2.4                    | 2200                        | 2.0                    | 1500                        | 1.7                    | 1000                        | 1.5                    | —                           |
| 35×30          | S53           | —     | —                      | 10000                       | 3.1                    | 6800                        | 2.7                    | 4700                        | 2.5                    | 3300                        | 2.1                    | 2200                        | 2.1                    | 1500                        | 1.8                    | —                           |
| 35×35          | S54           | —     | —                      | —                           | —                      | —                           | —                      | —                           | —                      | —                           | —                      | —                           | —                      | —                           | —                      | —                           |
| 35×40          | S55           | —     | —                      | —                           | —                      | 10000                       | 3.5                    | 6800                        | 3.1                    | 4700                        | 2.6                    | 3300                        | 2.2                    | 2200                        | 1.8                    | —                           |
| 35×45          | S56           | —     | —                      | —                           | —                      | —                           | —                      | —                           | —                      | —                           | —                      | —                           | —                      | —                           | —                      | —                           |
| 35×50          | S57           | —     | —                      | —                           | —                      | —                           | —                      | —                           | —                      | 6800                        | 3.3                    | 4700                        | 2.7                    | —                           | —                      | —                           |

(Note) Rated ripple current : 85°C, 120Hz.

NOTE : Design, Specifications are subject to change without notice. It is recommended that you shall obtain technical specifications from ELNA to ensure that the component is suitable for your use.



## 1 General Description of Aluminum Electrolytic Capacitors

### 1-1 The Principle of Capacitor

The principle of capacitor can be presented by the principle drawing as in Fig.1-1.

When a voltage is applied between the metal electrodes placed opposite on both surfaces of a dielectric, electric charge can be stored proportional to the voltage.

$$Q = C \cdot V$$

Q : Quantity of electricity (C)

V : Voltage (V)

C : Capacitance (F)

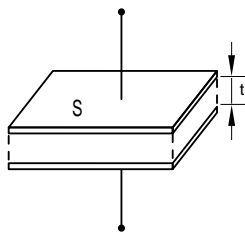


Fig.1-1

C, called the capacitance of capacitor, is expressed by the following expression with the electrode area  $S[m^2]$ , the electrode spacing  $t[m]$  and the dielectric constant of dielectric "  $\epsilon$  ":

$$C[F] = \epsilon_0 \cdot \epsilon \cdot \frac{S}{t}$$

$\epsilon_0$  : Dielectric constant in vacuum ( $=8.85 \times 10^{-12} F/m$ )

The dielectric constant of an aluminum oxide film is 7 to 8. Larger capacitances can be obtained by enlarging the electrode area  $S$  or reducing  $t$ .

Table 1-1 shows the dielectric constants of typical dielectrics used in the capacitor. In many cases, capacitor names are determined by the dielectric material used, for example, aluminum electrolytic capacitor, tantalum capacitor, etc.

Table 1

| Dielectric          | Dielectric Constant | Dielectric          | Dielectric Constant |
|---------------------|---------------------|---------------------|---------------------|
| Aluminum oxide film | 7 to 8              | Porcelain (ceramic) | 10 to 120           |
| Mylar               | 3.2                 | Polystyrene         | 2.5                 |
| Mica                | 6 to 8              | Tantalum oxide film | 10 to 20            |

Although the aluminum electrolytic capacitor is small, it has a large capacitance. It is because the electrode area is roughened by electrochemical etching, enlarging the electrode area and also because the dielectric is very thin.

The schematic cross section of the aluminum electrolytic capacitor is as in Fig.1-2.

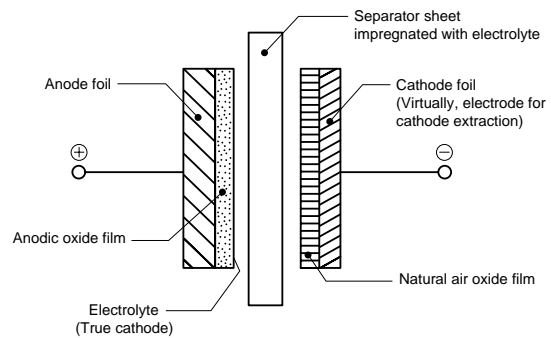
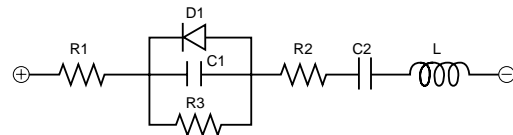


Fig.1-2

### 1-2 Equivalent Circuit of the Capacitor

The electrical equivalent circuit of the aluminum electrolytic capacitor is as presented in the following figure.



R1 : Resistance of terminal and electrode

R2 : Resistances of anodic oxide film and electrolyte

R3 : Insulation resistance because of defective anodic oxide film

D1 : Oxide semiconductor of anode foil

C1 : Capacity of anode foil

C2 : Capacity of cathode foil

L : Inductance caused by terminals, electrodes, etc.

## 2 About the Life of an Aluminum Electrolytic Capacitor

### 2-1 Estimation of life with minimal ripple current (negligible).

Generally, the life of an aluminum electrolytic capacitor is closely related with its ambient temperature and the life will be approximately the same as the one obtained by Arrhenius' equation.

$$L = L_0 \times 2^{\left(\frac{T_0 - T}{10}\right)} \dots \dots \dots (1)$$

Where L : Life at temperature T

$L_0$  : Life at temperature  $T_0$

2-2 Estimation of life considering the ripple current.

The ripple current affects the life of a capacitor because the internal loss (ESR) generates heat. The generated heat will be :

$$P = I^2R \dots\dots\dots(2)$$

Where I : Ripple current (Arms)

R : ESR (Ω)

With increase in the temperature of the capacitor:

$$\Delta T = \frac{I^2 \times R}{A \times H} \dots\dots\dots(3)$$

Where ΔT : Temperature increase in the capacitor core(deg.)

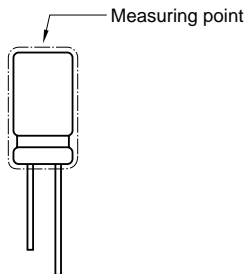
I : Ripple current (Arms)

R : ESR (Ω)

A : Surface area of the capacitor (cm<sup>2</sup>)

H : Radiation coefficient (Approx. 1.5 to 2.0 × 10<sup>-3</sup>W/cm<sup>2</sup>×°C)

The above equation (3) shows that the temperature of a capacitor increases in proportion to the square of the applied ripple current and ESR, and in inverse proportion to the surface area. Therefore, the amount of the ripple current determines the heat generation, which affects the life. The value of ΔT varies depending on the capacitor types and operating conditions. The usage is generally desirable if ΔT remains less than 5°C. The measuring point for temperature increase due to ripple current is shown below ;



Test results:

(1) The life equation considering the ambient temperature and the ripple current will be :

$$L = L_d \times 2 \left( \frac{T_0 - T}{10} \right) \times K \left( \frac{-\Delta T}{10} \right) \dots\dots\dots(4)$$

Where L<sub>d</sub> : Life at DC operation (h)

K : Ripple acceleration factor

(K=2, within allowable ripple current)

(K=4, if exceeding allowable ripple current)

T<sub>0</sub> : Upper category temperature (°C)

T : Operating temperature (°C)

ΔT : Temperature increase at capacitor core (deg.)

(2) The life equation based on the life with the rated ripple current applied under the maximum guaranteed temperature will be a conversion of the above equation (4), as below :

$$L = L_r \times 2 \left( \frac{T_0 - T}{10} \right) \times K \left( \frac{\Delta T_0 - \Delta T}{10} \right) \dots\dots\dots(5)$$

Where L<sub>r</sub> : Life at the upper category temperature with the rated ripple current (h)

ΔT<sub>0</sub> : Temperature increase at capacitor core, at the upper category temperature (deg.)

(3) The life equation considering the ambient temperature and the ripple current will be a conversion of the above equation (5), as below :

$$L = L_r \times 2 \left( \frac{T_0 - T}{10} \right) \times K \left\{ 1 - \left( \frac{I}{I_0} \right)^2 \right\} \times \frac{\Delta T_0}{10} \dots\dots\dots(6)$$

Where I<sub>0</sub> : Rated ripple current at the upper category temperature (Arms)

I : Applied ripple current (Arms)

(4)The life equation considering the ambient temperature, ripple current and applied voltage will be the below (7) by adding the effectiveness of the voltage deration.

(Apply to the rated voltage 200V to 500V of LA\*, LT\*, LJ\* series)

$$L = L_r \cdot 2 \left( \frac{T_0 - T}{10} \right) \cdot K \left\{ 1 - \left( \frac{I}{I_0} \right)^2 \right\} \cdot \frac{\Delta T_0}{10} \cdot \left( \frac{V_r}{V_a} \right)^{2.5} \dots\dots\dots(7)$$

V<sub>r</sub> : Rated voltage (V)

V<sub>a</sub> : Applied voltage (V)

Except, when V<sub>a</sub>/V<sub>r</sub> < 0.6, fix to V<sub>a</sub>=V<sub>r</sub> × 0.6

ΔT<sub>0</sub> of each category highest temperature

|  |  |     |         |            |         |     |         |
|--|--|-----|---------|------------|---------|-----|---------|
| Aluminum Electrolytic Capacitors                     | <table border="0"> <tr> <td>85</td> <td>: 10deg</td> </tr> <tr> <td>105 to 135</td> <td>: 5deg</td> </tr> <tr> <td>150</td> <td>: 3deg</td> </tr> </table> | 85  | : 10deg | 105 to 135 | : 5deg  | 150 | : 3deg  |
| 85   | : 10deg  |     |         |            |         |     |         |
| 105 to 135   | : 5deg   |     |         |            |         |     |         |
| 150  | : 3deg   |     |         |            |         |     |         |
| Polymer hybrid type aluminum Electrolytic Capacitors | <table border="0"> <tr> <td>105</td> <td>: 15deg</td> </tr> <tr> <td>125</td> <td>: 10deg</td> </tr> <tr> <td>135</td> <td>: 10deg</td> </tr> </table>     | 105 | : 15deg | 125        | : 10deg | 135 | : 10deg |
| 105  | : 15deg  |     |         |            |         |     |         |
| 125  | : 10deg  |     |         |            |         |     |         |
| 135  | : 10deg  |     |         |            |         |     |         |

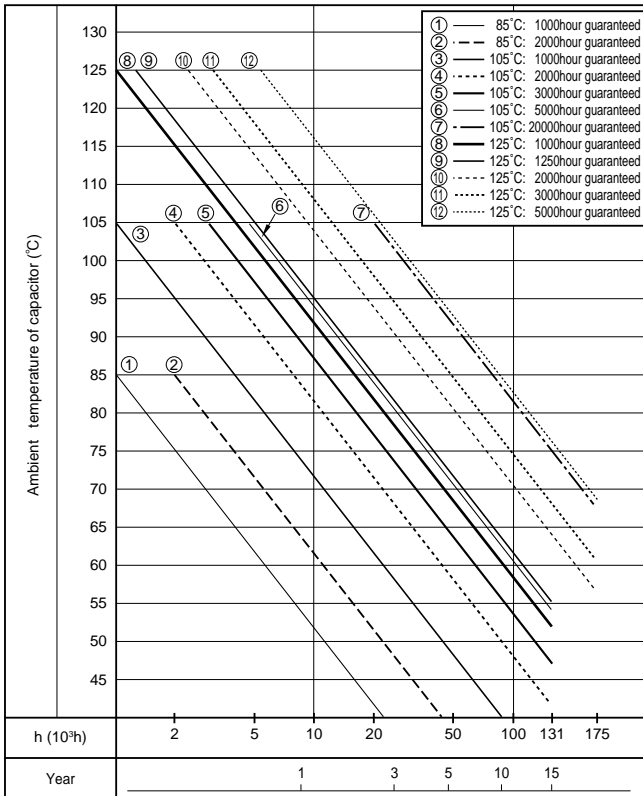
Since it is actually difficult to measure the temperature increase at the capacitor core, the following table is provided for conversion from the surface temperature increase to the core temperature increase.

Table 2-1

|                |     |         |      |       |     |     |      |
|----------------|-----|---------|------|-------|-----|-----|------|
| Case diameter  | ~10 | 12.5~16 | 18   | 20~22 | 25  | 30  | 35   |
| Core / Surface | 1.1 | 1.2     | 1.25 | 1.3   | 1.4 | 1.6 | 1.65 |

The life expectancy formula shall in principle be applied to the temperature range between the ambient temperature of +40°C and upper category temperature. The expected life time shall be about fifteen years at maximum as a guide in terms of deterioration of the sealant.

(Fig. 2-1 Life Expectancy Chart)



2-3 Practical Examples of Life Expectancy

As practical examples of life expectancy, we introduce 250V 560 μ F in the LAT Series considering the effect of high-frequency component. Figures 2-2 to 2-4 show the simulated ripple current waveforms when the high-frequency component for switching is superimposed on the commercial frequency component.

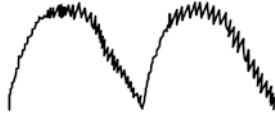


Fig.2-2 Ripple Current Waveform of Capacitor

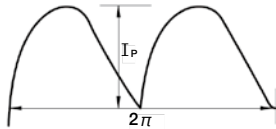


Fig.2-3 Low-frequency component

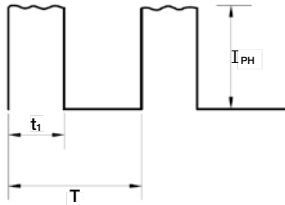


Fig.2-4 High-frequency component

Each of the above may be obtained as the effective ripple current value. Assuming that the ripple current waveform of the low-frequency component is generally approximated to the full-wave rectification waveform as shown in Fig.2-3, we obtain the effective ripple current value  $I_L$  as follows:

$$I_L = \frac{I_{PL}}{\sqrt{2}} = 0.707 \times I_{PL}$$

Since the ripple current waveform of the high-frequency component is approximated to the rectangular as shown in Fig.2-4, the effective current value of high-frequency component  $I_H$  is given by

$$I_H = \sqrt{\frac{1}{T} \int_0^{t_1} I_{PH}^2 dt} = I_{PH} \sqrt{\frac{t_1}{T}}$$

The reason why the ripple current affects the life is due to the heat generated by the ESR (R) of capacitor.

That is,  $\Delta T$  by heat generation can be expressed by

$$\Delta T \propto I^2 \times R \text{ from Expression (2).}$$

Therefore, when ripple currents with different frequencies are handled, each current value must first be squared and then summed. That is:

$$I = \sqrt{(I_L)^2 + (I_H)^2}$$

Now, we proceed to specific examples assuming that the effective ripple current values of low-and high-frequencies have been obtained by the above methods.

Data A (Test piece and basic data)

|              |                                     |
|--------------|-------------------------------------|
| Product name | : 250V 560 μF φ 30x30 L, Series LAT |
| $L_r$        | = 2000 hours                        |
| K            | = 4                                 |
| $T_0$        | = 105°C                             |
| $\Delta T_0$ | = 5deg                              |
| $I_0$        | = 1.80Arms at 105°C, 120Hz          |

To verify the effect of the high-frequency component, the expected life will be calculated for each of three high-frequency ripple current conditions.

Data B

|          |  |
|----------|--|
| $I_L$    | = 2.4Arms at 120Hz, T=45°C   |
| $I_{H1}$ | = 0.36Arms at 1kHz (corresponding to 15% of the commercial frequency component)  |
| $I_{H2}$ | = 0.72Arms at 10kHz (corresponding to 30% of the commercial frequency component) |
| $I_{H3}$ | = 1.2Arms at 30kHz (corresponding to 50% of the commercial frequency component)  |

For Data B, the currents are converted to 120Hz by the frequency conversion factor for the cases of ignorance of the high-frequency component, and each high-frequency component condition.

$$I = 2.4/1 = 2.4A$$

$$I_1 = \sqrt{(2.4)^2 + (0.36/1.32)^2} \doteq 2.42A$$

$$I_2 = \sqrt{(2.4)^2 + (0.72/1.45)^2} \doteq 2.45A$$

$$I_3 = \sqrt{(2.4)^2 + (1.2/1.50)^2} \doteq 2.53A$$

Explained here is about the frequency conversion factor. As described above, the heat generation (or temperature rise =  $\Delta T$ ) affecting the life is proportional to the ESR of capacitor. In addition, the fundamental frequency is 120Hz in measurement of capacitor characteristics, and the ripple current is also specified with this frequency; it is thus more convenient to calculate by converting the current value to that with the same temperature rise at 120Hz.

The ESR of aluminum electrolytic capacitor is frequency dependent.

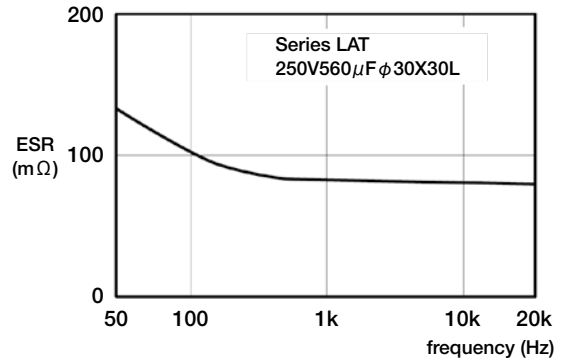


Fig.2-5 Frequency Characteristics of ESR

Figure 2-5 shows a typical example of frequency characteristics of ESR, indicating that the ESR decreases with increasing frequencies. Therefore, the high-frequency component has less effect on the heat generation of capacitor than low-frequency component.

Next, we calculate the expected life according to each condition to compare with the case with no high-frequency component.

For the case with no high-frequency component:

$$L = 2000 \times 2 \left( \frac{105-45}{10} \right)_{x4} \left[ 1 - \left( \frac{2.4}{1.80} \right)^2 \right] \times \frac{5}{10} \doteq 74,658 \text{ hours}$$

For the case with high-frequency component:

$$L = 2000 \times 2 \left( \frac{105-45}{10} \right)_{x4} \left[ 1 - \left( \frac{2.42}{1.80} \right)^2 \right] \times \frac{5}{10} \doteq 73,479 \text{ hours}$$

73,479/74,658=0.984, about a 1.6% reduction in life

$$L = 2000 \times 2 \left( \frac{105-45}{10} \right)_{x4} \left[ 1 - \left( \frac{2.48}{1.80} \right)^2 \right] \times \frac{5}{10} \doteq 70,822 \text{ hours}$$

70,822/74,658=0.949, about a 5.1% reduction in life

$$L = 2000 \times 2 \left( \frac{105-45}{10} \right)_{x4} \left[ 1 - \left( \frac{2.61}{1.80} \right)^2 \right] \times \frac{5}{10} \doteq 65,105 \text{ hours}$$

65,105/74,658=0.872, about a 12.8% reduction in life

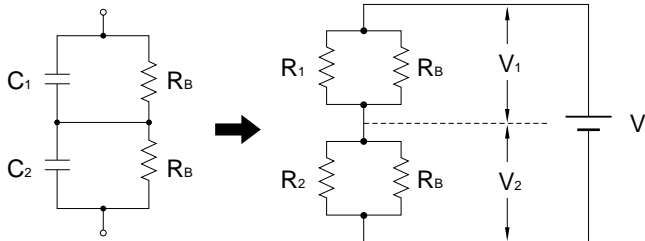
As described above, there may be cases where the effect of larger high-frequency component on the life cannot be ignored; thus high-frequency component exceeding 30% with respect to the current with fundamental frequency should be considered.

NOTE : Design, Specifications are subject to change without notice. It is recommended that you shall obtain technical specifications from ELNA to ensure that the component is suitable for your use.

### 3 To calculate Balance when connecting in series

#### 3-1 Circuit layout

Circuit for connecting two capacitors (C1, C2) in series and equivalent circuit can be illustrated as below figure. Formula to calculate a balance resistance  $R_B$  of below figure is shown as follows.



Following are the preconditions of the circuit.

- ①  $V_2$  shall be the rated voltage ( $=V_0$ ). ( $V_1 < V_2$ )
- ②  $V$  shall be a times  $V_0 \times 2$ .  $V = 2aV_0$  ( $a < 1$ )
- ③  $R_2$  shall equal  $R_1 \times b$ . ( $b < 1$ ) (1)

#### 3-2 Formulas to calculate $[R_B]$

3-2-1 Following formula can be established from balanced condition.

$$V_1 \left[ \frac{1}{R_1} + \frac{1}{R_B} \right] = V_2 \left[ \frac{1}{R_2} + \frac{1}{R_B} \right] \quad (2)$$

3-2-2 Following formula can be established from preconditions.

$$V_2 \leq V_0 \quad (3)$$

$$V_1 = V - V_2 \quad (4)$$

$$= 2aV_0 - V_2 \quad (4')$$

3-2-3 Put formulas (1), (3) and (4') in formula (2).

$$(2aV_0 - V_2) \left[ \frac{R_1 + R_B}{R_1 \times R_B} \right] = V_2 \left[ \frac{bR_1 + R_B}{bR_1 \times R_B} \right]$$

$$2abV_0(R_1 + R_B) = V_2 \{ b(R_1 + R_B) + bR_1 + R_B \}$$

$$2ab(R_1 + R_B) \leq 2bR_1 + (1+b)R_B$$

Accordingly, balance resistance  $R_B$  shall be the following formula.

$$R_B \leq 2bR_1 \frac{(1-a)}{(2a-1) \times b-1} \quad (5)$$

#### 3-3 Calculation Example

Calculate the value of the balance resistance in the case of connecting two 400V 470 $\mu$ F ( LC standard value : 1.88mA) capacitors in series.

$$R_1 = \frac{400(V)}{1.88(mA)} = 213(k\Omega)$$

If  $a=0.8$ ,  $400(V) \times 2 \times 0.8 = 640(V)$  as an impressed voltage.

If  $b=2$ ,  $R_2 = b R_1 = 426(k\Omega)$ ,  $LC = 0.94(mA)$ .

Balance resistance  $R_B$  will be.

$$R_B \leq 2 \times 2 \times 213(k\Omega) \frac{(1-0.8)}{(2 \times 0.8) \times 2 - 1} = 852(k\Omega)$$

### 4 Regarding Recovery Voltage

• After charging and then discharging the aluminum electrolytic capacitor, and further causing short-circuit to the terminals and leave them alone, the voltage between the two terminals will rise again after some interval. Voltage caused in such case is called recovery voltage. Following is the process that causes this phenomenon :

• When the voltage is impressed on a dielectric, electrical transformation will be caused inside the dielectric due to dielectric action, and electrification will occur in positive-negative opposite to the voltage impressed on the surface of the dielectric. This phenomenon is called polarization action.

• After the voltage is impressed with this polarization action, and if the terminals are discharged till the terminal voltage reaches 0 and are left open for a while, an electric potential will arise between the two terminals and thus causes recovery voltage.

• Recovery voltage comes to a peak around 10 to 20 days after the two terminals are left open, and then gradually declines. Recovery voltage has a tendency to become bigger as the component (stand-alone base type) becomes bigger.

• If the two terminals are short-circuited after the recovery voltage is generated, a spark may scare the workers working in the assembly line, and may put low-voltage driven components (CPU, memory, etc.) in danger of being destroyed. Measures to prevent this is to discharge the accumulated electric charge with resistor of about 100 to 1k $\Omega$  before using, or ship out by making the terminals in short-circuit condition by covering them with an aluminum foil at the production stage. Please consult us for adequate procedures.

## 5 Electrode Foil Development Technology

### 5-1 Corrosion inhibition of cathode foil

Inactive treatment is implemented to ensure long life by inhibiting natural corrosion of the cathode foil. Fig. 3-1 shows its effects with values of the polarization resistance inversely proportional to the corrosion rate using the AC impedance method (FRA). This indicates that the cathode foil used in the High reliability capacitors has the polarization resistance higher than that of the conventional capacitors owing to corrosion inhibition.

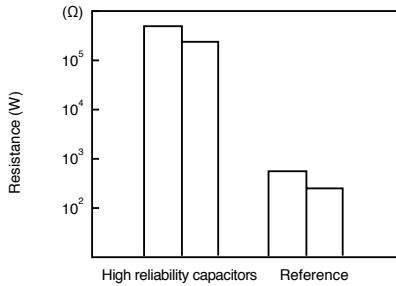


Fig. 3-1

### 5-2 Sealing material permeability of electrolyte

To ensure long life, a low permeable lactone solvent for the sealing material is used as the main solvent of the electrolyte of the High reliability capacitor. Fig. 3-2 shows the test results on the permeability obtained by changing the weight of the capacitors produced with different types of electrolytes at a high temperature.

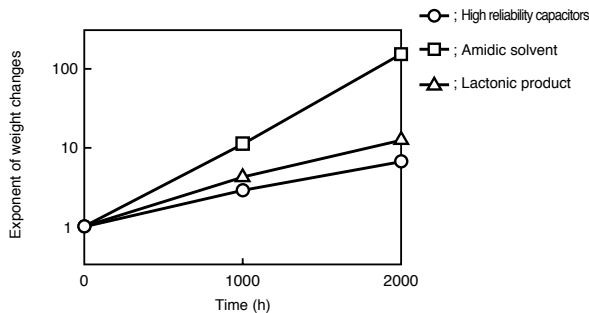


Fig. 3-2

### 5-3 Airtightness of sealing material

Since the electrolyte is stable for hours, the key element for capacitor's life is the sealing material. By optimizing the crosslinking density of the sealing material polymer, the sealing material of the High reliability capacitor attains its long life with electrolyte permeability less than that of the conventional capacitors.

Fig. 3-3 shows the test results on the airtightness of the sealing material obtained by changing the weight of the capacitors at a high temperature, producing capacitors with the conventional sealing material and improved one both containing the electrolyte used in the High reliability capacitor.

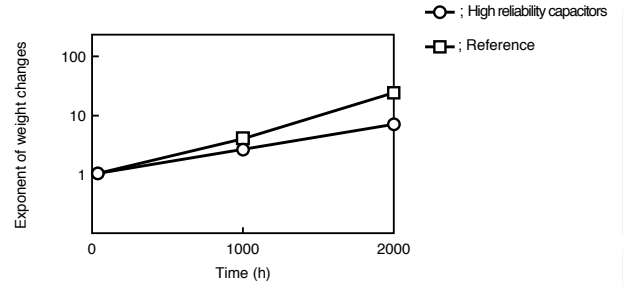


Fig. 3-3

### 5-4 Long-time stability of electrolyte

The electrolyte used in the High reliability capacitor is stable with low initial resistivity and small secular changes at a high temperature. Fig. 3-4 shows change in resistivity at 105°C.

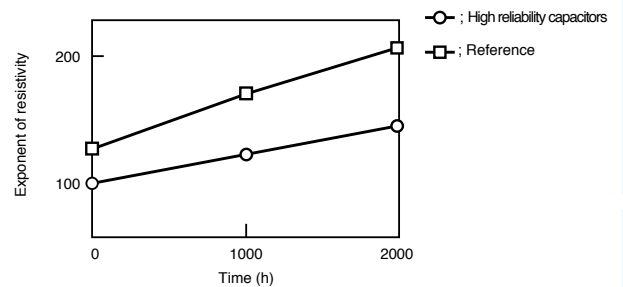


Fig. 3-4

### 5-5 Dielectric formation voltage and leakage current characteristics of anode foil

To increase the operating life by controlling the gas generation inside capacitor because of 1.5 to 2 times the rated voltage, while that of the previous capacitor is about 1.3 times the rated voltage.

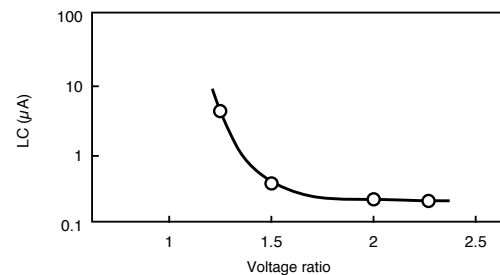


Fig. 3-5

### 5-6 Lowered ESR of Electrode Foil

To reduce the ESR of electrolytic capacitor, we have improved our chemical conversion technology for anode foil to develop lower ESR electrode foil compared to the conventional product as shown in Fig. 3-6

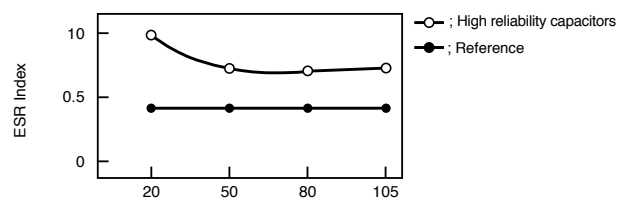


Fig. 3-6 ESR Index of Anode Foil



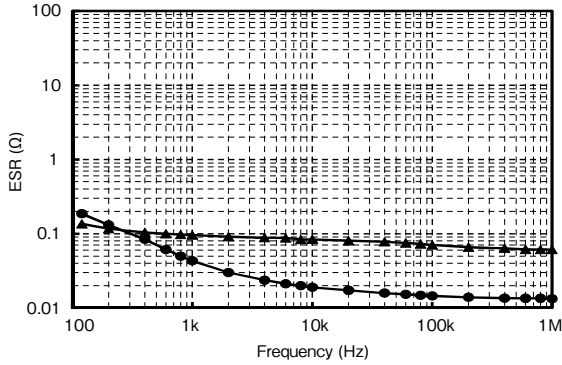
## Electric Characteristics Data

### 1.CONDUCTIVE POLYMER HYBRID ALUMINUM ELECTROLYTIC CAPACITORS

#### Series HV (garanteed 105°C)

#### Frequency characteristics at 20°C

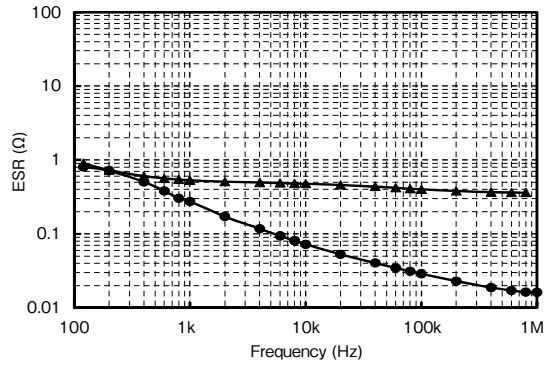
|   | Series | Rated    | Case size |
|---|--------|----------|-----------|
| ● | HV     | 25V330μF | φ10×10 L  |
| ▲ | RVD    | 25V470μF | φ10×10 L  |



#### Series HVK (garanteed 125°C)

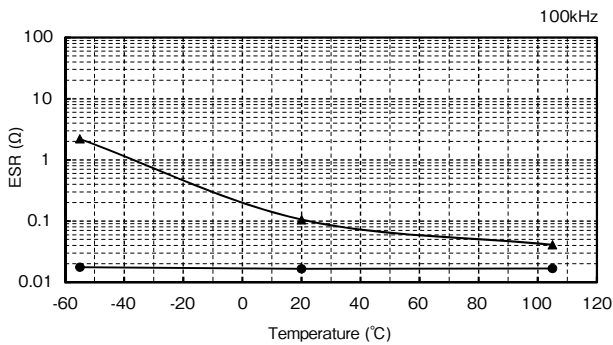
#### Frequency characteristics at 20°C

|   | Series | Rated    | Case size  |
|---|--------|----------|------------|
| ● | HVK    | 35V68μF  | φ6.3×7.7 L |
| ▲ | RVT    | 35V100μF | φ6.3×7.7 L |



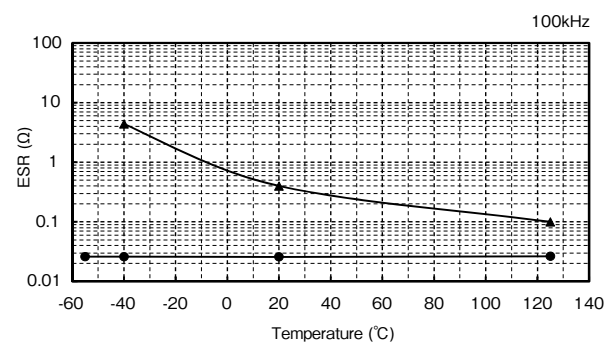
#### Temperature Characteristics

|   | Series | Rated    | Case size |
|---|--------|----------|-----------|
| ● | HV     | 25V330μF | φ10×10 L  |
| ▲ | RVD    | 25V470μF | φ10×10 L  |



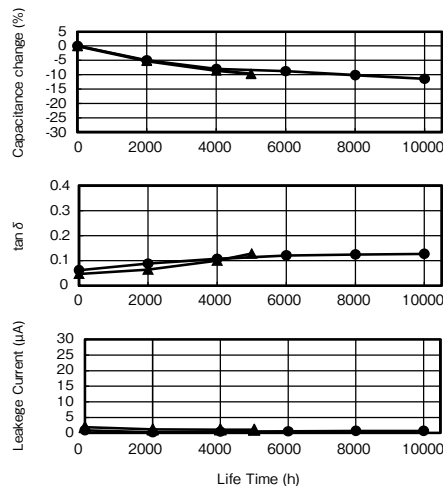
#### Temperature Characteristics

|   | Series | Rated    | Case size  |
|---|--------|----------|------------|
| ● | HVK    | 35V68μF  | φ6.3×7.7 L |
| ▲ | RVT    | 35V100μF | φ6.3×7.7 L |



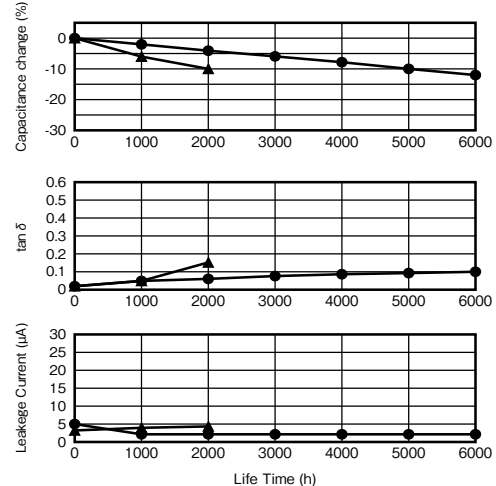
#### Endurance (Applied ripple current) at 105°C

|   | Series | Rated    | Case size | Rated ripple current (100kHz) |
|---|--------|----------|-----------|-------------------------------|
| ● | HV     | 25V220μF | φ8×10 L   | 2300mArms                     |
| ▲ | RVD    | 25V220μF | φ8×10 L   | 600mArms                      |



#### Endurance (Applied ripple current) at 125°C

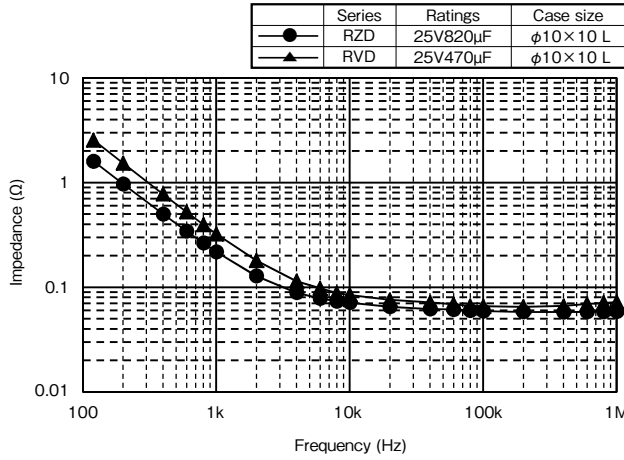
|   | Series | Rated    | Case size | Rated ripple current (100kHz) |
|---|--------|----------|-----------|-------------------------------|
| ● | HVK    | 35V270μF | φ10×10 L  | 2000mArms                     |
| ▲ | RVT    | 35V220μF | φ10×10 L  | 500mArms                      |



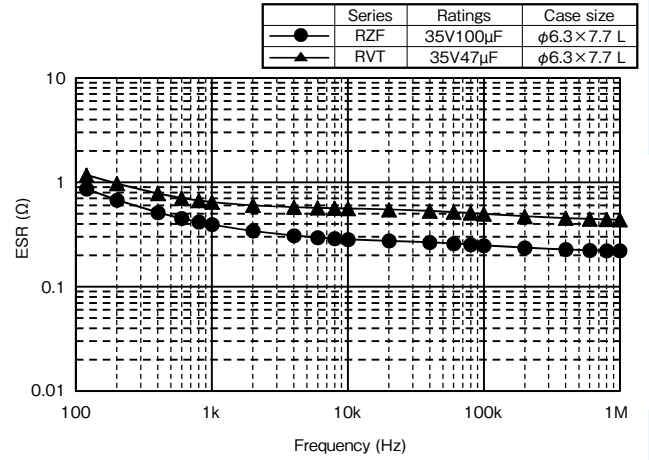
Notice : The measurement values are not guaranteed values, but measurements.

**2.CHIP TYPE ALUMINUM ELECTROLYTIC CAPACITORS**

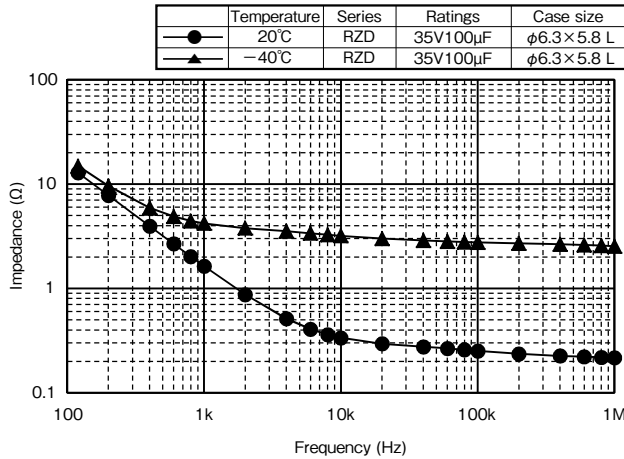
**Series RZD (garanteed 105°C)  
Frequency characteristics at 20°C**



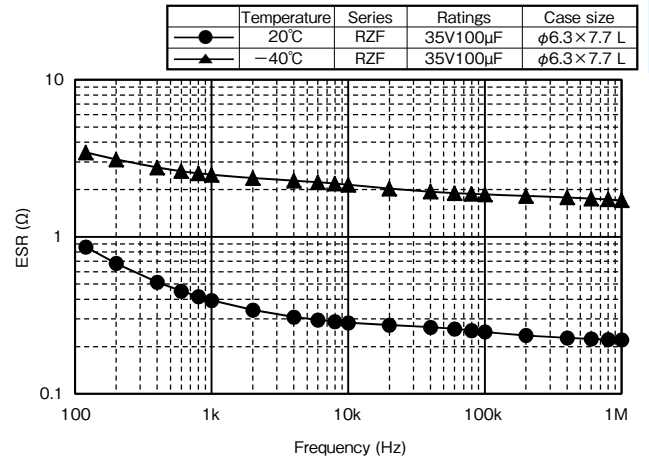
**Series RZF (garanteed 125°C)  
Frequency characteristics at 20°C**



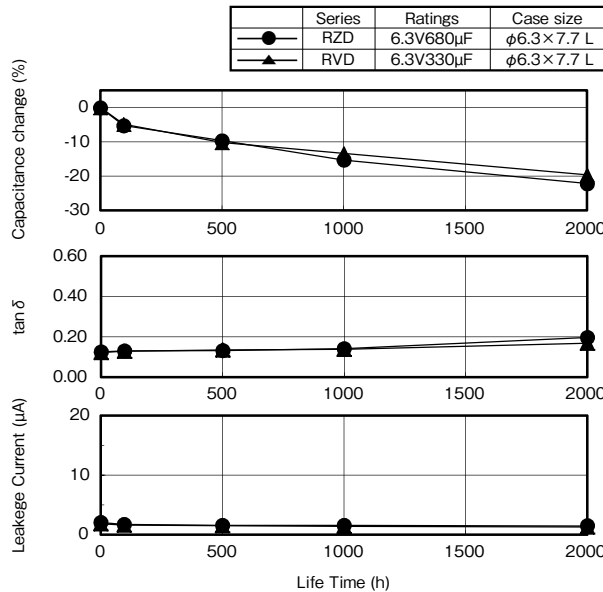
**Temperature Characteristics (20°C, -40°C)**



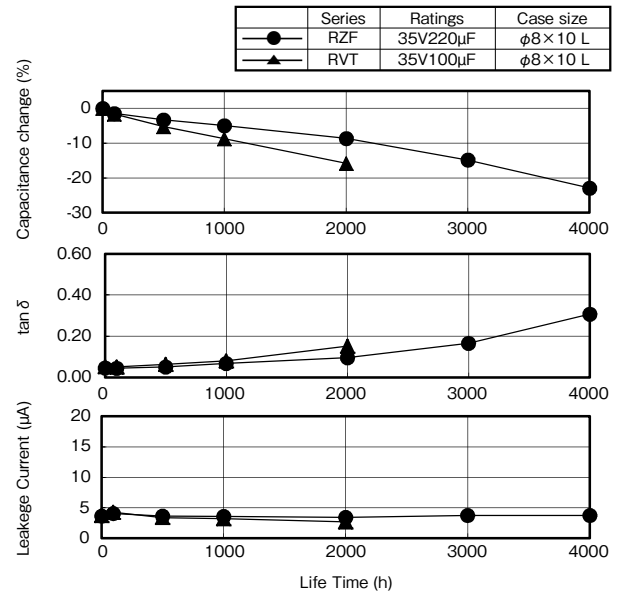
**Temperature Characteristics (20°C, -40°C)**



**Endurance at 105°C**



**Endurance at 125°C**



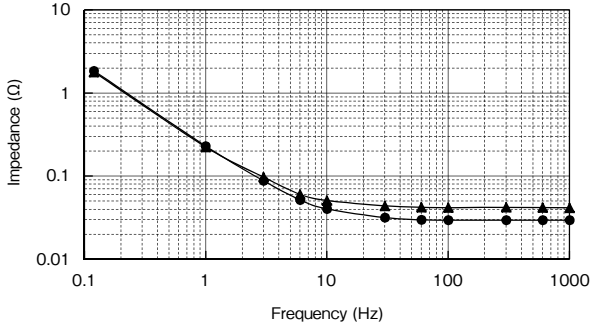
Notice : The measurement values are not guaranteed values, but measurements.



### 3. MINIATURE ALUMINUM ELECTROLYTIC CAPACITORS (1)

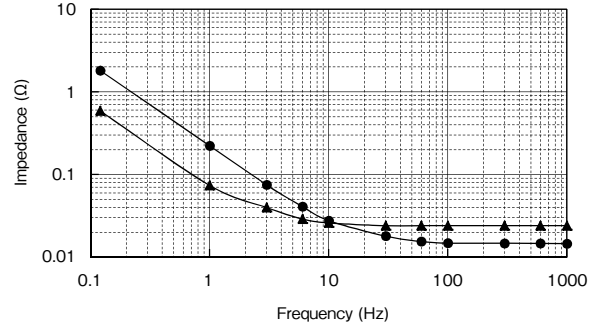
#### Series RJD (guaranteed 105°C) Frequency characteristics at 20°C

|   | Series | Rated     | Case size  |
|---|--------|-----------|------------|
| ● | RJD    | 35V1000μF | φ12.5×20 L |
| ▲ | RJB    | 35V680μF  | φ12.5×20 L |



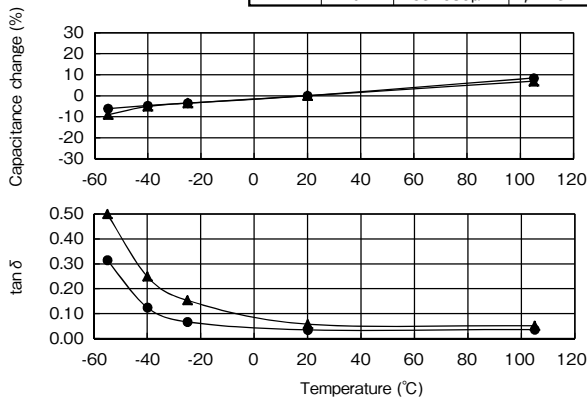
#### Series RJM (guaranteed 105°C) Frequency characteristics at 20°C

|   | Series | Rated     | Case size  |
|---|--------|-----------|------------|
| ● | RJM    | 35V1000μF | φ12.5×20 L |
| ▲ | RJL    | 35V1000μF | φ12.5×25 L |



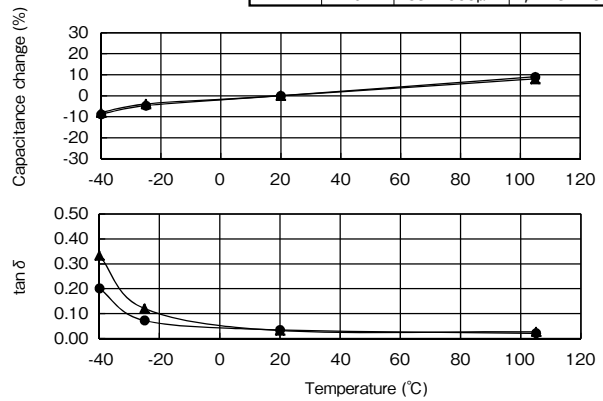
#### Temperature Characteristics

|   | Series | Rated     | Case size  |
|---|--------|-----------|------------|
| ● | RJD    | 35V1000μF | φ12.5×20 L |
| ▲ | RJB    | 35V680μF  | φ12.5×20 L |



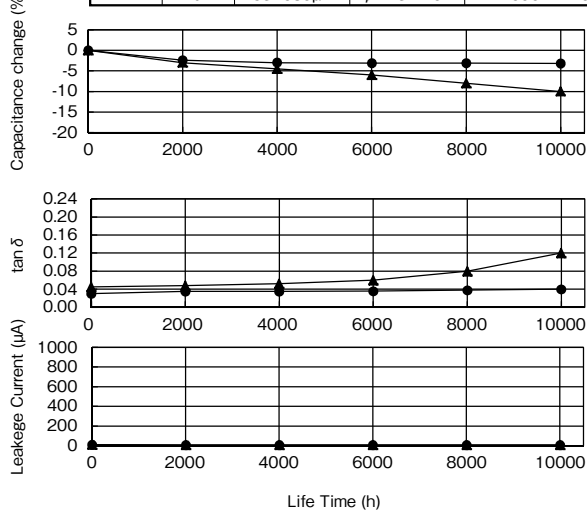
#### Temperature Characteristics

|   | Series | Rated     | Case size  |
|---|--------|-----------|------------|
| ● | RJM    | 35V1000μF | φ12.5×20 L |
| ▲ | RJL    | 35V1000μF | φ12.5×25 L |



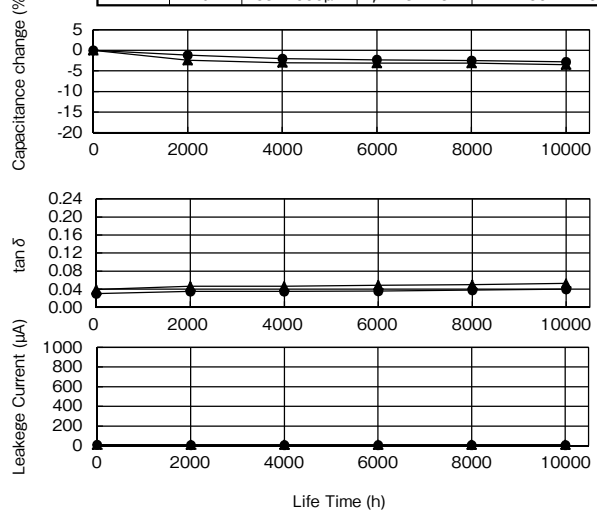
#### Endurance (Applied ripple current) at 105°C

|   | Series | Rated     | Case size  | Rated ripple current (100kHz) |
|---|--------|-----------|------------|-------------------------------|
| ● | RJD    | 35V1000μF | φ12.5×20 L | 1700mArms                     |
| ▲ | RJB    | 35V680μF  | φ12.5×20 L | 1690mArms                     |



#### Endurance (Applied ripple current) at 105°C

|   | Series | Rated     | Case size  | Rated ripple current (100kHz) |
|---|--------|-----------|------------|-------------------------------|
| ● | RJM    | 35V1000μF | φ12.5×20 L | 2600mArms                     |
| ▲ | RJL    | 35V1000μF | φ12.5×25 L | 2230mArms                     |

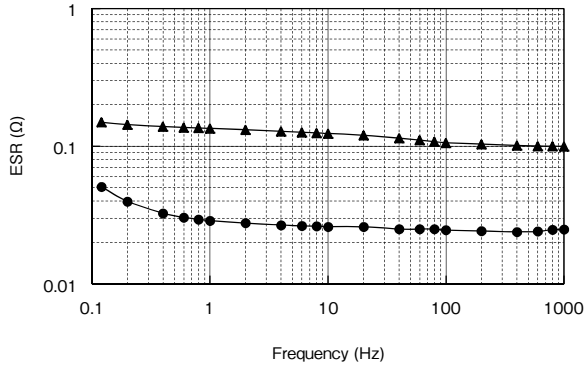


Notice : The measurement values are not guaranteed values, but measurements.

4. MINIATURE ALUMINUM ELECTROLYTIC CAPACITORS (2)

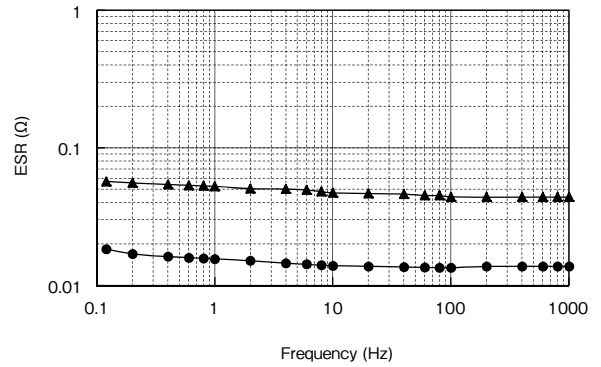
Series RKD (garanteed 125°C)  
Frequency characteristics at 20°C

| Temperature | Series | Rated     | Case size  |
|-------------|--------|-----------|------------|
| ● 20°C      | RKD    | 35V1000µF | φ12.5×25 L |
| ▲ -40°C     | RKD    | 35V1000µF | φ12.5×25 L |



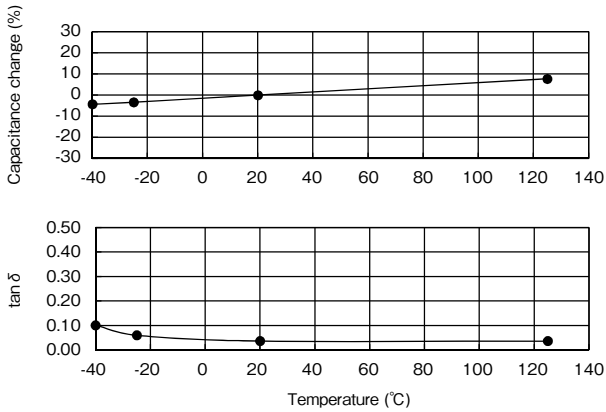
Series RKC (garanteed 135°C)  
Frequency characteristics at 20°C

| Temperature | Series | Rated     | Case size  |
|-------------|--------|-----------|------------|
| ● 20°C      | RKC    | 35V6200µF | φ18×35.5 L |
| ▲ -40°C     | RKC    | 35V6200µF | φ18×35.5 L |



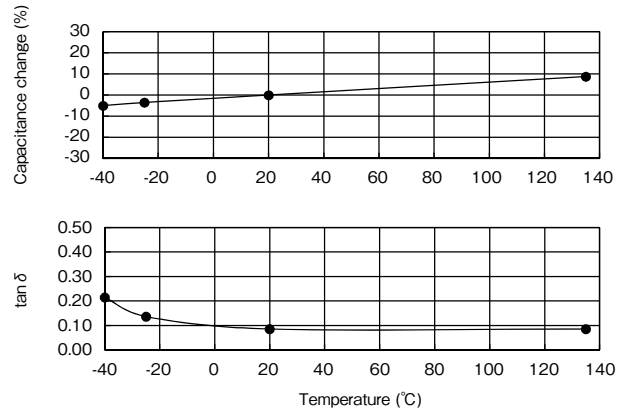
Temperature Characteristics

| Series | Rated     | Case size  |
|--------|-----------|------------|
| ● RKD  | 35V1000µF | φ12.5×25 L |



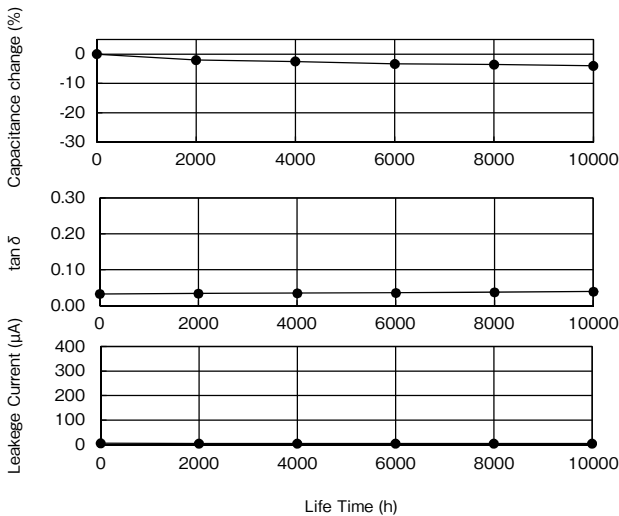
Temperature Characteristics

| Series | Rated     | Case size  |
|--------|-----------|------------|
| ● RKC  | 35V6200µF | φ18×35.5 L |



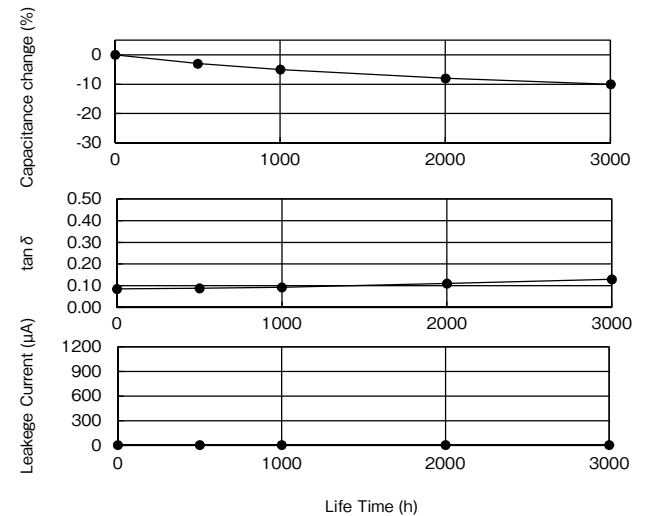
Endurance (Applied ripple current) at 125°C

| Series | Rated     | Case size  | Rated ripple current (100kHz) |
|--------|-----------|------------|-------------------------------|
| ● RKD  | 35V1000µF | φ12.5×25 L | 2400mArms                     |



Endurance (Applied ripple current) at 135°C

| Series | Rated     | Case size  | Rated ripple current (100kHz) |
|--------|-----------|------------|-------------------------------|
| ● RKC  | 35V6200µF | φ18×35.5 L | 3750mArms                     |

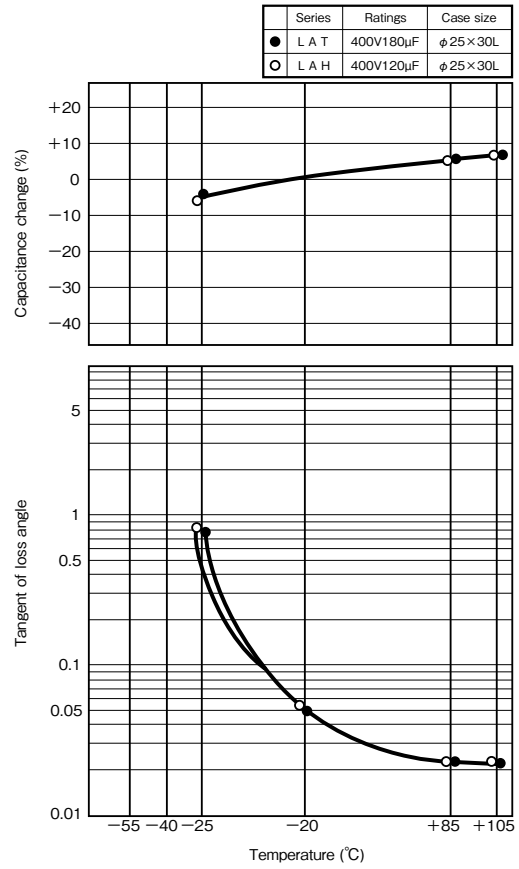
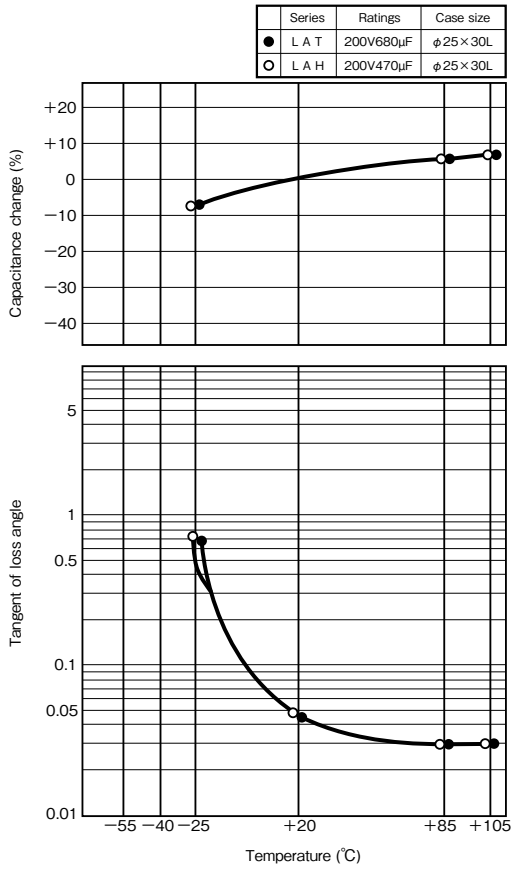


Notice : The measurement values are not guaranteed values, but measurements.

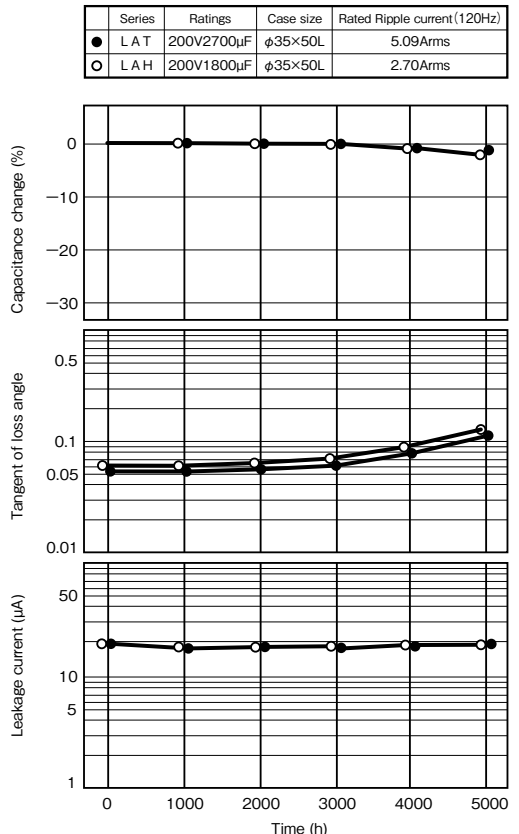
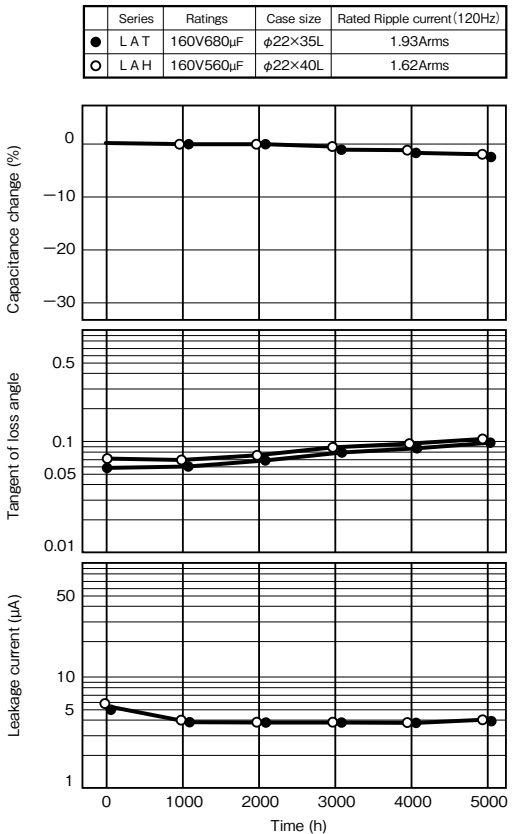
NOTE : Design, Specifications are subject to change without notice. It is recommended that you shall obtain technical specifications from ELNA to ensure that the component is suitable for your use.

### 5. LARGE CAPACITANCE ALUMINUM ELECTROLYTIC CAPACITORS

#### Temperature characteristics, Series LAT • LAH



#### Endurance (Applied ripple current) at 105°C of Series LAT • LAH



Notice : The measurement values are not guaranteed values, but measurements.

# ELNA<sup>®</sup>

## Electric Double Layer Capacitors “DYNACAP”

### List of Contents

|   |     |
|---|-----|
| 1. Type List and Systematized Classification for Electric Double Layer Capacitors ..... | 232 |
| 2. Taping .....   | 237 |
| 3. Cautions for Using Electric Double Layer Capacitors .....                            | 239 |
| 4. Specifications for Electric Double Layer Capacitors by Series ..                     | 241 |
| 5. Technical Note for Electric Double Layer Capacitors .....                            | 266 |
| 6. Presentation of Series and Parallel Connection Pack .....                            | 269 |
| 7. Technical data for Electric Double Layer Capacitors .....                            | 270 |

# 2

■ Type List for DYNACAP

★ : New series  
☆ : Upgrade

| Category                   | Series   | Category temp. range °C |      | Max. operating voltage V.DC | Capacitance range F | Color of sleeve | Page   | Applications   | Remarks  |
|----------------------------|--|-------------------------|------|-----------------------------|---------------------|-----------------|--------|--|--|
|                            |  | Max.                    | Min. |                             |                     |                 |        |  |  |
| For memory backup          | Reflow soldering type                                  | DVN                     | + 70 | - 25                        | 5.5                 | 0.047 to 0.33   | Brown  | 241  | Ideal for industrial, smart meter, backing up of RTC's for surveillance camera, momentary power assistance of a battery etc.                                 |
|                            | Reflow soldering type                                  | DVL                     | + 85 | - 40                        | 5.5                 | 0.047 to 0.22   | Brown  | 242  |  |
|                            | Reflow soldering type                                  | DVS                     | + 85 | - 25                        | 3.6                 | 0.047 to 0.33   | Brown  | 243  |  |
|                            | Standard type  | DB                      | + 70 | - 25                        | 5.5                 | 0.047 to 1.5    | Indigo | 244  | Ideal for backing up of CMOS's, IC's of camera, microcomputers, RAM's, RTC's and the like used in audio, general electronic device, and others.              |
|                            | Low profile Low ESR type                               | DBN                     | + 70 | - 25                        | 5.5                 | 0.047 to 1.5    | Indigo | 245  |  |
|                            | Low profile High temperature type                      | DBJ                     | + 85 | - 10                        | 5.5                 | 0.047 to 1      | Black  | 246  |  |
|                            | Low profile Low ESR High temperature                   | DBS                     | + 85 | - 25                        | 3.6                 | 0.047 to 1      | Black  | 247  | Ideal for backing up of CMOS's, IC's of camera, microcomputers, RAM's, RTC's and the like used in audio, smart meter, general electronic device, and others. |
|                            | Miniaturized Standard type                             | DX                      | + 70 | - 25                        | 5.5                 | 0.047 to 1.5    | Indigo | 248  | Ideal for backing up of CMOS's, IC's of camera, microcomputers, RAM's, RTC's and the like used in audio, general electronic device, and others.              |
|                            | Miniaturized Low ESR type                              | DXN                     | + 70 | - 25                        | 5.5                 | 0.047 to 1.5    | Indigo | 249  |  |
|                            | Miniaturized High temperature type                     | DXJ                     | + 85 | - 10                        | 5.5                 | 0.047 to 1      | Black  | 250  |  |
|                            | Miniaturized Low ESR High temperature type             | DXS                     | + 85 | - 25                        | 3.6                 | 0.047 to 1      | Black  | 251  |  |
|                            | High temperature type                                  | DH                      | + 85 | - 25                        | 5.5                 | 0.047 to 1      | Indigo | 252  |  |
|                            | Wide temperature range type                            | DHL                     | + 85 | - 40                        | 5.5                 | 0.047 to 1      | Indigo | 253  | Ideal for backing up of CMOS IC's, microcomputers, RAM's, RTC's for smart meter, outdoor equipment, auto motive and industrial.                              |
|                            | High temperature long life type                        | DHC                     | + 85 | - 25                        | 5.5                 | 0.047 to 1      | Black  | 254  |  |
|                            | Coin type  | DC (614)                | + 70 | - 25                        | 2.5                 | 0.2             | Silver | 255  | Ideal for backing up of pager, solar watches, solar calculators, solar remote control units, camaras and the like.   |
| DCK (614)                  |  | + 60                    | - 10 | 3.3                         | 0.2                 |                 |        |  |  |
| DC (621)                   |  | + 70                    | - 25 | 2.5                         | 0.33                |                 |        |  |  |
| DCK (621)                  |  | + 60                    | - 10 | 3.3                         | 0.4                 |                 |        |  |  |
| Reflow soldering Coin type | DSK (414)  | + 70                    | - 10 | 3.3                         | 0.07                | Silver          | 256    | Mountable on board with best suited for mainly memory and time functions as well as memory backup for PDA and DSC. |  |
|                            | DS (614)   | + 70                    | - 25 | 2.5                         | 0.2                 |                 |        |  |  |
|                            | DSK (614)  | + 60                    | - 10 | 3.3                         | 0.2                 |                 |        |  |  |
|                            | DS (621)   | + 70                    | - 25 | 2.5                         | 0.33                |                 |        |  |  |
| For power                  | Standard type  | DZ                      | + 70 | - 25                        | 2.5 / 2.7           | 1 to 200        | Black  | 258  | Ideal for power supplies of LED displays, personal wireless items, backup for power supplies, and the storage battery of solar battery.                      |
|                            | Large capacitance type                                 | DZH                     | + 60 | - 25                        | 2.5                 | 22 to 300       | Black  |  |  |
|                            | High power type  | DZN                     | + 70 | - 25                        | 2.5 / 2.7           | 1 to 200        | Blue   | 260  | Ideal for actuator of moters and electromagnetic coil drives.  |
|                            | High power Low temperature type                        | DU                      | + 65 | - 40                        | 2.7                 | 1 to 50         | Brown  | 262  | Ideal for actuator of moters and electromagnetic coil drives.  |
|                            | High power High voltage tolerance Low temperature type | DUK                     | + 65 | - 40                        | 3.0                 | 1 to 50         | Brown  | 263  | Ideal for actuator of moters and electromagnetic coil drives. ★  |
|                            | Packed type  | DZP                     | + 70 | - 25                        | 5.0                 | 0.47 to 4.7     | Blue   | 264  | Ideal for power supplies of LED displays, personal wireless items, backup for power supplies, and the storage battery of solar battery.                      |

● Some of the series listed in the below table have been removed from the catalogue. Please select from the new series for a designing your (new) application.

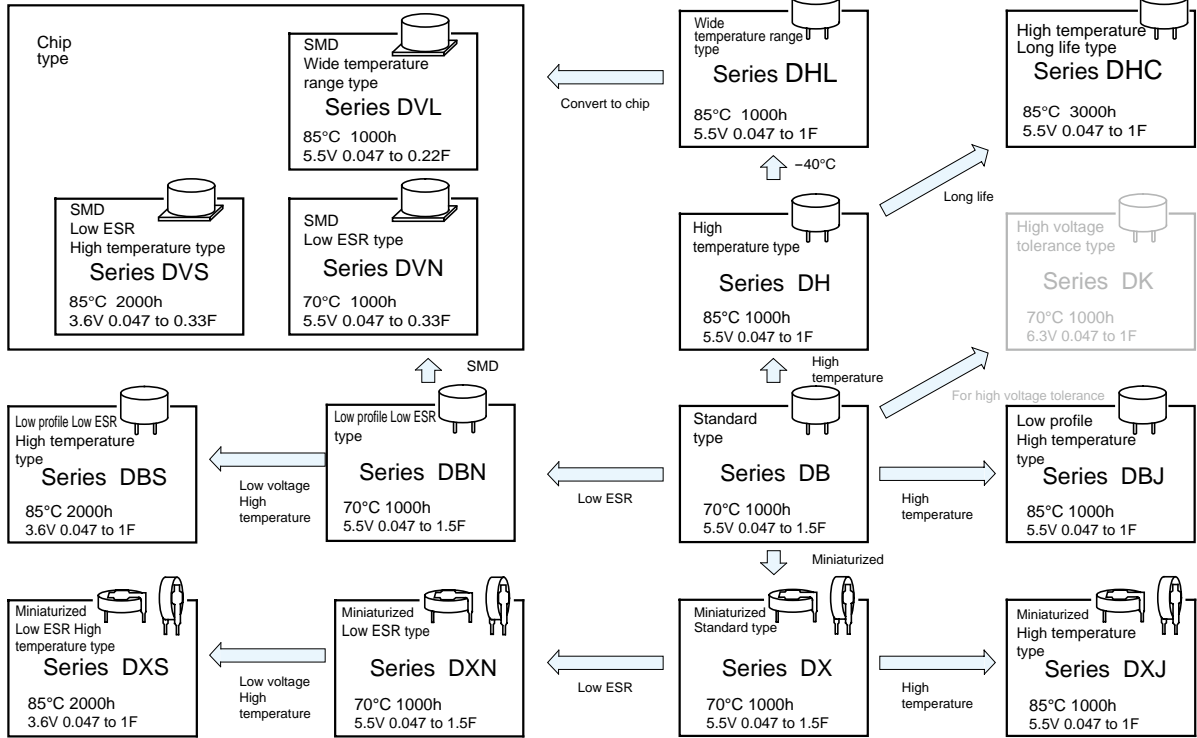
| Category          | Series                            | Category temp. range °C |      | Max. operating voltage V.DC | Capacitance range F | Color of sleeve | Applications | Substitute series to recommend  |    |
|-------------------|-----------------------------------|-------------------------|------|-----------------------------|---------------------|-----------------|--------------|---|----|
|                   |                                   | Max.                    | Min. |                             |                     |                 |              |   |    |
| For memory backup | High voltage tolerance type       | DK                      | + 70 | - 25                        | 6.3                 | 0.047 to 1      | Indigo       | Ideal for backing up of Li-battery-backed equipment such as cameras, video, medical and telephone sets.                                 | —  |
| For energy        | Low temperature type              | DY                      | + 70 | - 40                        | 2.5                 | 1 to 40         | Brown        | Ideal for power supplies of LED displays, personal wireless items, backup for power supplies, and the storage battery of solar battery. | DU |
| For energy        | Large capacitance High power type | DW                      | + 65 | - 40                        | 2.7                 | 650 to 3000     | Black        | Ideal for boost charge, such as energy regeneration, and a large current discharge use.   | —  |

NOTE : Design, Specifications are subject to change without notice. It is recommended that you shall obtain technical specifications from ELNA to ensure that the component is suitable for your use.

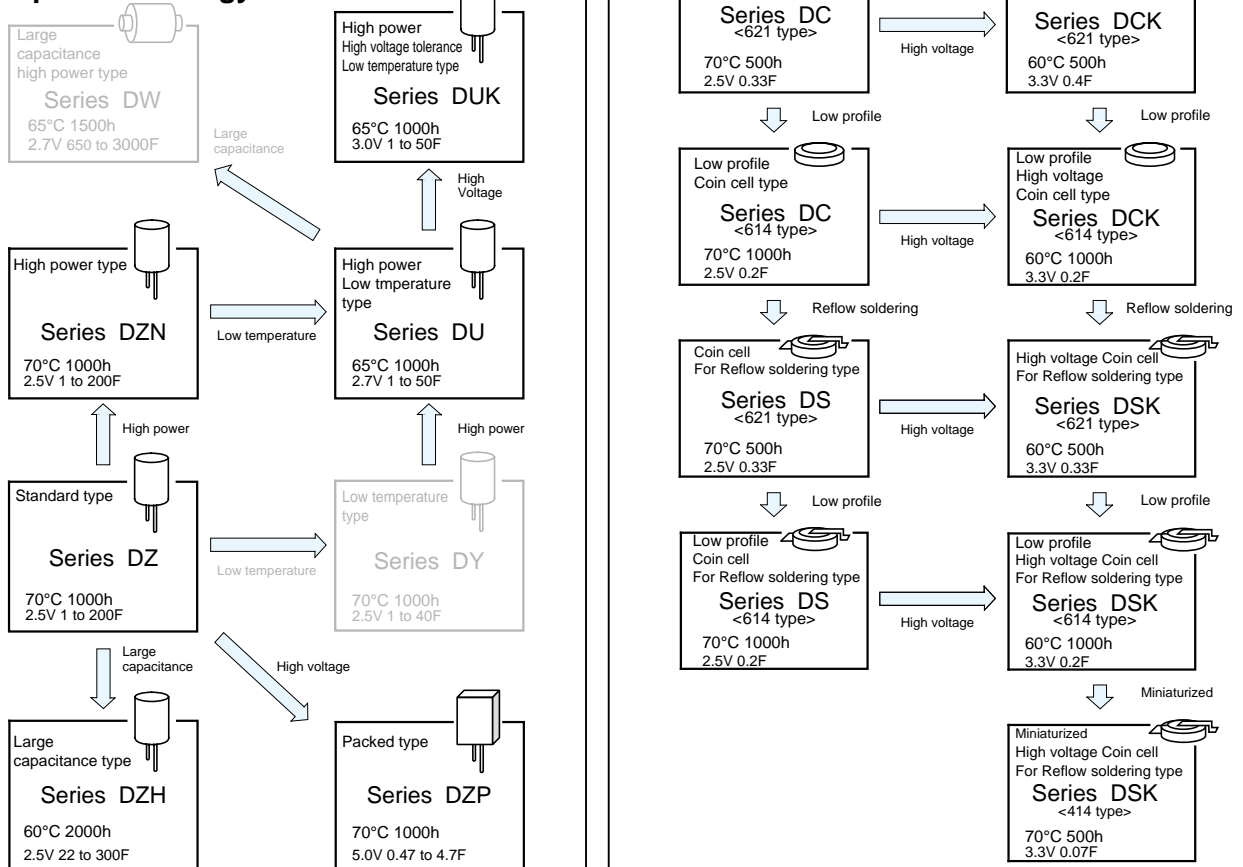
Systematized Classification of Electric Double Layer Capacitors

DYNACAP

For memory backup

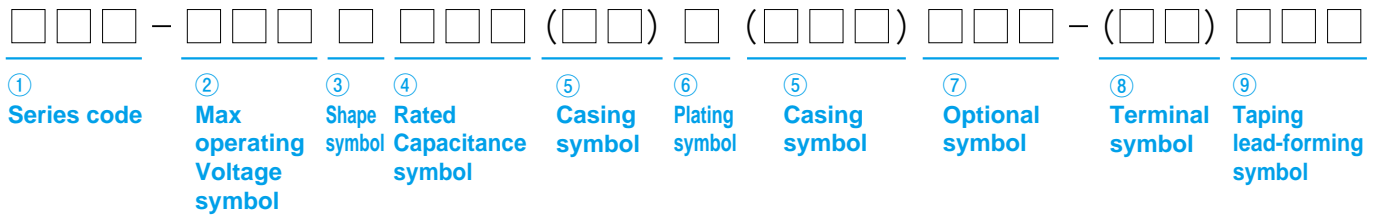


For power & energy



NOTE : Design, Specifications are subject to change without notice. It is recommended that you shall obtain technical specifications from ELNA to ensure that the component is suitable for your use.

■ Product Symbol System for Electric Double Layer Capacitors



① Series code

Please refer to the page of each series.

② Max operating voltage symbol

Example

| Max. operating voltage (V) | Voltage symbol |
|----------------------------|----------------|
| 2.5                        | 2R5            |
| 2.7                        | 2R7            |
| 3.0                        | 3              |
| 3.3                        | 3R3            |
| 3.6                        | 3R6            |
| 5.0                        | 5              |
| 5.5                        | 5R5            |
| 6.3                        | 6R3            |

③ Shape symbol

Please refer to the page of each series.

④ Rated capacitance symbol

Example

| Capacitance (F) | Capacitance symbol | Capacitance (F) | Capacitance symbol |
|-----------------|--------------------|-----------------|--------------------|
| 0.047           | 473                | 10              | 106                |
| 0.07            | 703                | 15              | 156                |
| 0.1             | 104                | 20              | 206                |
| 0.2             | 204                | 22              | 226                |
| 0.22            | 224                | 25              | 256                |
| 0.33            | 334                | 30              | 306                |
| 0.4             | 404                | 33              | 336                |
| 0.47            | 474                | 40              | 406                |
| 0.68            | 684                | 50              | 506                |
| 0.9             | 904                | 100             | 107                |
| 1               | 105                | 200             | 207                |
| 1.5             | 155                | 300             | 307                |
| 2.7             | 275                |                 |                    |
| 3.3             | 335                |                 |                    |
| 4.7             | 475                |                 |                    |
| 5.6             | 565                |                 |                    |
| 6.8             | 685                |                 |                    |

⑤ Casing symbol

Please refer to the page of each series.

⑥ Plating symbol

Example

| Symbol | Contents                         |
|--------|----------------------------------|
| U      | Sn 100% plating or Sn+Cu plating |
| T      | Sn 100% plating                  |

⑦ Optional symbol

Example (For Automotive)

| Symbol | Contents          |
|--------|-------------------|
| Q      | Based on AEC-Q200 |
| M      | Based on AEC-Q200 |

⑧ Terminal symbol

Please refer to the page of each series.

⑨ Taping, Lead-forming symbol

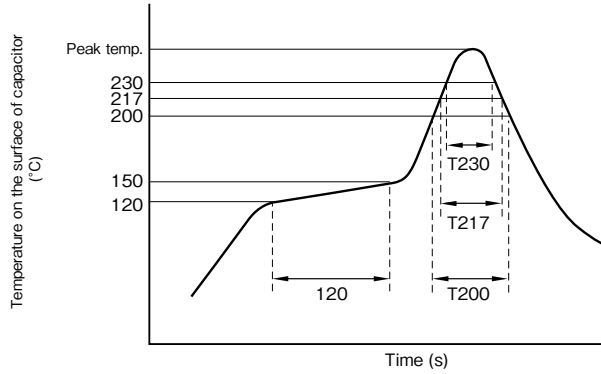
DZ,DZH,DZN,DU,DUK : Write down one of the forming symbols given on page 15 to 19 for taping and lead-forming capacitors.  
 DVN,DVL,DVS,DS,DSK : Write down one of the forming symbols given on page 237 for taping capacitors.  
 When taping or lead-forming is not necessary, leave the boxes blank.

## Recommended soldering conditions (Lead Free)

- Series DS, DSK, DVN, DVL, DVS

Reflow soldering conditions.

Profile



1. Preheating shall be under 150°C within 120 seconds.
2. Peak temperature shall be within the following table.
3. For conditions exceeding the tolerances, consult with us.

T200 : Duration while capacitor head temperature exceeds 200°C (s).  
 T217 : Duration while capacitor head temperature exceeds 217°C (s).  
 T230 : Duration while capacitor head temperature exceeds 230°C (s).  
 The measurement temperature point is the case top.

| Series            | Size         | Peak temp.<br>(5sec or less) | T230        | T217        | T200        | Reflow cycle    |
|-------------------|--------------|------------------------------|-------------|-------------|-------------|-----------------|
| DS<br>DSK         | φ4.8 to φ6.8 | 250°C Max.                   | 20sec. max. | 30sec. max. | 40sec. max. | 2 times or less |
| DVN<br>DVL<br>DVS | φ12.5        | 260°C Max.                   | 20sec. max. | 30sec. max. | 50sec. max. | 2 times or less |

Attention : Carry out soldering work at low temperature and in the shortest time within above conditions.  
 Do NOT reflow solder, when cell voltage is above 0.5V.

\*Please consult with us about reflow soldering conditions other than the above.



## Recommended soldering conditions (Lead free)

### ● Electric Double Layer capacitors

#### (1) Soldering iron conditions

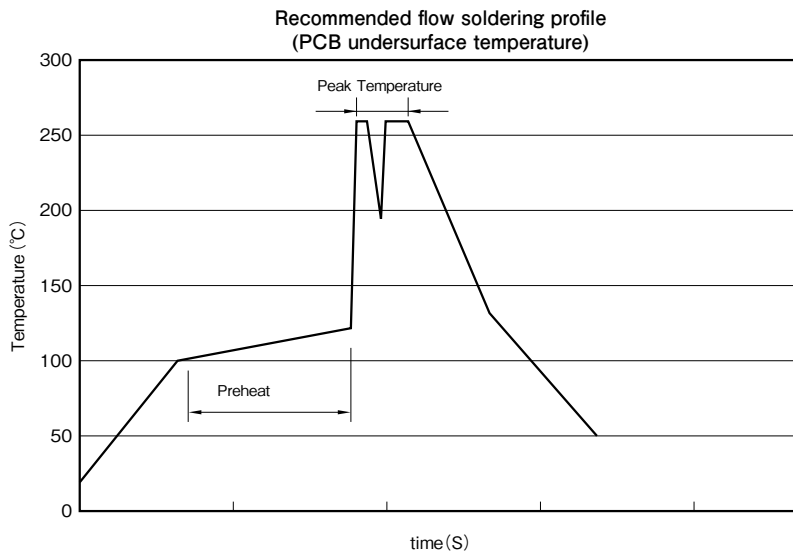
Iron tip temperature should be  $400^{\circ}\text{C} \pm 5^{\circ}\text{C}$  within the duration of 4 seconds.

However, soldering condition of DC or DCK series is only soldering iron.

DC or DCK series are iron tip temperature should be  $360^{\circ}\text{C} \pm 5^{\circ}\text{C}$  and the time should be 4 seconds or less.

#### (2) Flow soldering conditions

The recommendation soldering conditions of the product in which flow soldering is possible are as graph.

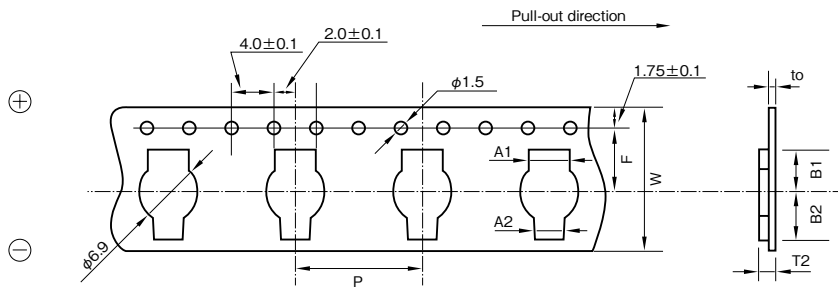


| Type             | Series  | Size                       | Preheat     |             | Peak  |             |
|------------------|---|----------------------------|-------------|-------------|---|-------------|
|                  |   |                            | Temperature | Time        | Temperature                                 | Time        |
| Coin cell        | DB,DBN,DBJ<br>DBS,DX,DXN<br>DXJ,DXS,DH<br>DHL,DHC | $\phi$ 11.5 to $\phi$ 21.5 | 100 to 110  | 30sec. max. | 260°C Max                                   | 5sec. max.  |
| Cylindrical cell | DZ,DZH,DZN<br>DU,DUK,DZP                          | $\phi$ 6.3 to $\phi$ 35    | 100 to 130  | 30 to 60s   | $260^{\circ}\text{C} \pm 5^{\circ}\text{C}$ | 10sec. max. |

### Cautions when soldering

- (1) Do not dip the capacitor into melted solder.
- (2) Do not flux other part than the terminals.
- (3) If there is a direct contact between the sleeve of the capacitor and the printed circuit pattern or a metal part of another component such as a lead wire, it may cause shrinkage or crack.
- (4) If it is a coin type, please manage so that main part temperature including preheating does not exceed  $90^{\circ}\text{C}$ .
- (5) Please refer to cautions for using on page 239 to 240 and the specification about other notes.

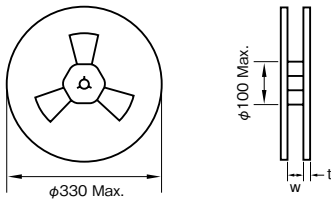
Carrier tape dimensions (Series DS, DSK) polarity L



(Unit : mm)

| Outside size                        | W      | P    | F    | A1  | A2  | B1  | B2  | T2   | to  | φD  |
|-------------------------------------|--------|------|------|-----|-----|-----|-----|------|-----|-----|
| φ6.8×1.4 to 2.1L                    | 24±0.2 | 12.0 | 11.5 | 4.4 | 3.4 | 5.9 | 6.5 | 3.2  | 0.3 | 6.9 |
| φ4.8×1.4L<br>(Terminal shaped : HL) | 16±0.2 | 8.0  | 7.5  | 2.4 | 3.6 | 5.0 | 5.1 | 2.45 | 0.3 | 4.9 |
| φ4.8×1.4L<br>(Terminal shaped : HR) | ↑      | ↑    | ↑    | 3.6 | 2.4 | 5.1 | 5.0 | ↑    | ↑   | ↑   |

Reel dimensions



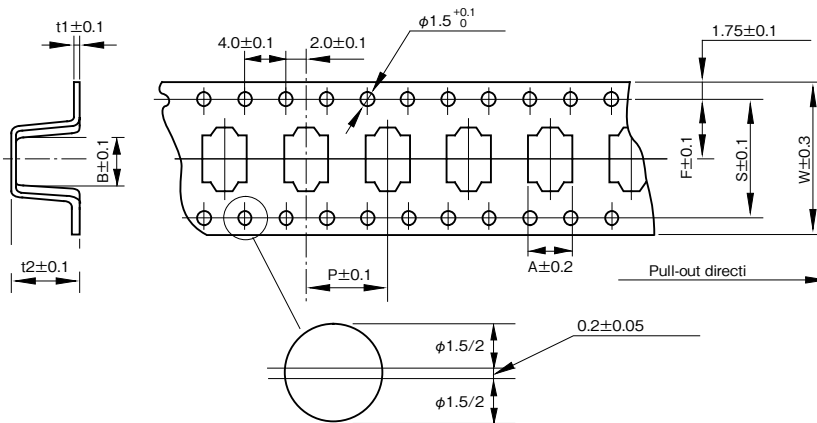
(Unit : mm)

| Outside size     | W  | t |
|------------------|----|---|
| φ6.8×1.4 to 2.1L | 26 | 3 |
| φ4.8×1.4L        | 18 | 3 |

Packing quantity

| Outside size | Quantity             |
|--------------|----------------------|
| φ6.8×2.1L    | 1500PCS.             |
| φ6.8×1.4L    | 1500PCS. to 2000PCS. |
| φ4.8×1.4L    | 2000PCS.             |

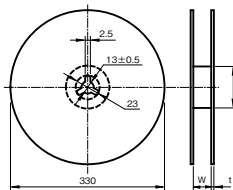
Carrier tape dimensions (Series DVN, DVL, DVS) polarity R



(Unit : mm)

| Outside size | W  | A    | B    | P  | t2  | F    | t1  | S    |
|--------------|----|------|------|----|-----|------|-----|------|
| φ12.5×10.5L  | 32 | 13.4 | 13.4 | 24 | 11  | 14.2 | 0.5 | 28.4 |
| φ12.5× 8.5L  | 32 | 13.4 | 13.4 | 24 | 9.5 | 14.2 | 0.5 | 28.4 |

Reel dimensions



(Unit : mm)

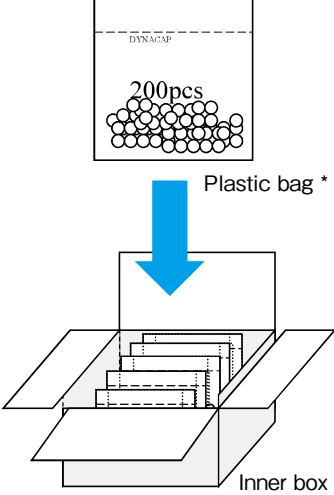
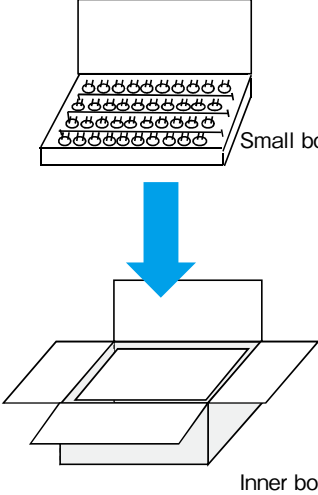
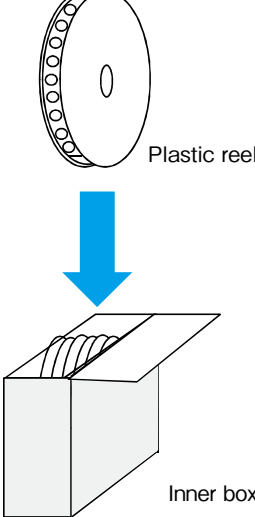
| Outside size | W  | t |
|--------------|----|---|
| φ12.5×10.5L  | 34 | 3 |
| φ12.5× 8.5L  | 34 | 3 |

Packing quantity

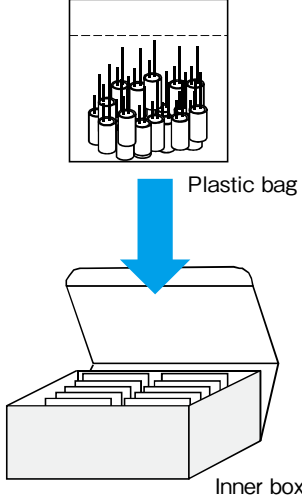
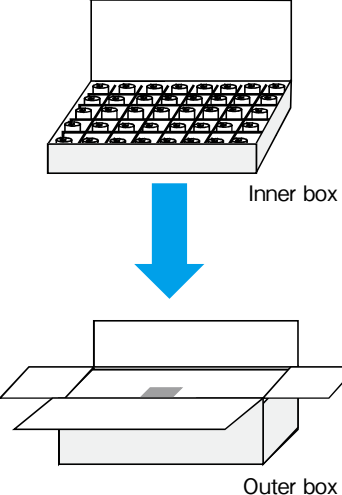
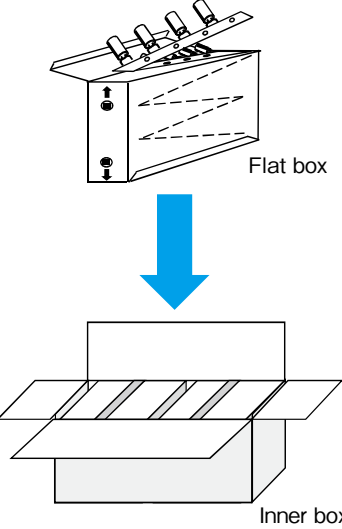
| Outside size | Quantity |
|--------------|----------|
| φ12.5×10.5L  | 250pcs.  |
| φ12.5× 8.5L  | 300pcs.  |

NOTE : Design, Specifications are subject to change without notice.  
It is recommended that you shall obtain technical specifications from ELNA to ensure that the component is suitable for your use.

### Standard packing specification of Coin cell type

|               |   |  |  |
|---------------|---|--|--|
| Series        | <ul style="list-style-type: none"> <li>• DC, DCK (614, 621)</li> <li>• DX, DXJ, DXN, DXS</li> <li>• DB, DBN, DBJ, DBS, DH, DHL, DHC (<math>\phi 13.5</math>)</li> </ul> | <ul style="list-style-type: none"> <li>• DB, DBN, DBJ, DBS, DH, DHL, DHC (<math>\phi 21.5</math>)</li> </ul>         | <ul style="list-style-type: none"> <li>• DS, DSK (414, 614, 621)</li> <li>• DVN, DVL, DVS</li> </ul>                     |
| Packing style |  <p>Plastic bag *</p> <p>Inner box</p> <p>* DC, DCK : Vacuum packing</p>               |  <p>Small box</p> <p>Inner box</p> |  <p>Plastic reel</p> <p>Inner box</p> |

### Standard packing specification of Cylindrical cell type

|               |  |  |  |
|---------------|--|--|--|
| Series        | <ul style="list-style-type: none"> <li>• DU, DUK, DZ, DZN, DZH (<math>\phi 6.3</math> to <math>\phi 18</math>)</li> <li>• DZP</li> </ul> | <ul style="list-style-type: none"> <li>• DZ, DZN, DZH (<math>\phi 22</math> or more)</li> </ul>                        | <ul style="list-style-type: none"> <li>• DU, DUK, DZ, DZN, DZH (<math>\phi 6.3</math> to <math>\phi 12.5</math>)</li> <li>Taping</li> </ul>                      |
| Packing style |  <p>Plastic bag</p> <p>Inner box</p>                  |  <p>Inner box</p> <p>Outer box</p> |  <p>Flat box</p> <p>Inner box</p> <p>Box size are described on page 20.</p> |

Please inquire for details.

## Cautions for Using Electric Double Layer Capacitors (DYNACAP)

### ■ Usage

#### 1. Electric double layer capacitors (EDLC) use a conductive organic electrolyte.

The use at excessive mounting temperature or exceeding the upper category temperature can cause the electrolyte to leak. Especially, coin and multilayer coin types for the memory backup excluding the DZ, DZH, DZN, DU, DUK, DZP series use a low elastic plastic as the sealant in the cell construction like coin batteries; therefore, avoid using such capacitors in the Vicinity of automotive equipment with steep temperature change, and heating element such as motor, relay, transformer, power IC, etc. because of the risk of leakage of electrolyte.

#### 2. Since EDLC is polarized, do not apply a reversed voltage.

EDLC is polarized. If a reversed voltage is applied for a long time, the leakage current will increase abruptly, which may cause a decrease in the capacity, an increase in the internal resistance, and causing leakage or damage to the product in some cases.

#### 3. Do not apply any voltage higher than the operating maximum voltage (this means the surge voltage in the case of short-time charge).

If an overvoltage is applied to the product, the leakage current will increase abruptly and the product will become overheated, which may cause a decrease in the capacity, an increase in the internal resistance, and causing leakage or damage to the product in some cases.

#### 4. Do not use smoothing a power supply ( for absorbing its ripple).

Since the internal resistance of EDLC is high, the product will be overheated if it is used for smoothing a power supply (for absorbing its ripple), which may cause a decrease in the capacity, an increase in the internal resistance, and causing leakage or damage to the product in some cases .

#### 5. Do not use in a circuit where quick charge and discharge are repeated Very often.

In a circuit where quick charge and discharge are repeated very often , the product will become overheated, which may cause a decrease in the capacity, an increase in the internal resistance, and causing leakage or damage to the product in some cases.

Reduce the charge and discharge currents while selecting a product with low internal resistance, and make sure that the product surface temperature does not rise.

#### 6. EDLC life depends heavily on the ambient temperature.

①The lifetime of EDLC is seriously affected by change in ambient temperature. If the temperature is lowered by 10°C, the lifetime will be approximately doubled. Therefore, the product should be used at a temperature lower than the guaranteed maximum value for maximum life.

②If the capacitor is used at a temperature exceeding its maximum guaranteed temperature, not only its life shortened, but increased vapor pressure of electrolyte or electrochemical reactions may increase the internal pressure, and causing leakage or damage to the product in some cases.

#### 7. Do not use the product in an ambient atmosphere containing waterdrops ( condensation ) or toxic gases.

Although EDLC is sealed, water droplets or toxic gases may do degradation characteristics, a leakage and corrode the lead wires and the case, which may cause a breaking of the wires.

Avoid abrupt temperature changes, which may cause water droplets, resulting in product deterioration and electrolyte leakage.

#### 8. Contact us before connecting the products in series.

A series connection will cause imbalance in the voltage, charged to the capacitors and an overvoltage may be charged to one or more them. This may cause a decrease in the capacity, an increase in the internal resistance and causing leakage or damage to the product in some cases. When using series connection for several capacitors, please derate the applied voltage from the operating maximum voltage or use balancing circuits (bleeder resistor, etc.) to compensate for the imbalance in the applied voltage for each capacitor. Moreover, please ensure the arrangement does not cause temperature fluctuation between capacitors.

#### 9. About vibration.

A terminal blank, a terminal bend, and a crease may occur by adding too much vibration to a capacitor.

Moreover, depending on the case, an EDLC may do degradation of the characteristic, breakage, and a leakage.

When you become too much vibration, please contact us.

#### 10. When used on a double sided printed circuit board, do not overlap the wiring patterns on the mounted part.

A short circuit may be created by certain wiring conditions. Should the electrolyte leaks, the circuit pattern may cause a short circuit, resulting in tracking or migration.

#### 11. Do not keep In high temperature and high humidity atmospheres.

①Avoid high temperature or high humidity or direct rays when storing capacitors.

② Keep the product in a place where the temperature is 5°C to 30°C and the humidity is lower than 60%. Avoid an abrupt temperature change, which may cause condensation or deterioration of the product or liquid leakage. (Recommended storage term: 1year or less after delivery)

③ Do not store EDLC at a place where there is a possibility that they may get water, salt or oil spill.

④ Do not store EDLC at place where the air contains dense hazardous gas (hydrogen sulfide, sulfuric acid, nitrous acid, chlorine ammonia, etc.).

⑤ Do not store EDLC at a place where it gets ultraviolet ray or radioactive ray.

## 12. Capacitors fitted with a relief valve

① The relief valve is provided with a valve function with part of the case made thin to avoid explosion by increased internal pressure when the capacitor is under abnormal load such as overvoltage or reverse voltage. After activation of the relief valve, the capacitor must be replaced as it does not restore.

② For the capacitors with a case relief valve (series DZ, DZH, DZN, DZP, DU, DUK), provide a void on the top of the relief valve so as not to hamper its activation. Make a void of 2 mm or more for the product of  $\phi 18$  or less in diameter, and a void of 3 mm or more for the product of  $\phi 20$  to  $\phi 35$  mm in diameter on the top.

## 13. Use at a high altitude

The use of capacitors at high altitudes such as on an airplane causes a large difference between the internal pressure of the capacitors and the atmospheric pressure.

However, there is no problem in use under atmospheric pressure up to about an altitude of 10,000 meters.

If the condition is severe like space, please contact us.

## ■ Mounting

### 1. Do not overheat when soldered.

Depending on the type and size of the board, the product may be subjected to overheat, leading to loss of airtightness. This may greatly shorten the product life or cause liquid leakage.

In case of a 1.6mm-thick and single side printed board, for example, keep the following soldering conditions: temperature lower than 260°C, time within 5 seconds (coin type), 10 seconds (Cylindrical type).

When a board thinner than 1.6 mm or multi-layer printed board is used, contact us.

In the case of hand soldering, the iron tip temperature is lower than 400°C, time is shorter than 4 seconds.

The coin types and multilayer coin types excluding the DZ and reflow-compatible coin types use polypropylene as the packing material for sealing and therefore susceptible to excessive heat. Note that the component body temperature shall be controlled so as not to exceed 90°C including preheating.

### 2. When soldering the capacitor to the wiring board, do not attach the body of the capacitor to the circuit board.

If the body of the capacitor is attached directly to the circuit board, the flux or solder can blow through the through holes in the circuit board, negatively impacting the capacitor.

Moreover, the heat influence at the time of soldering can be reduced by floating the body.

### 3. Contact us when cleaning is necessary after soldering.

Certain types of solvents are not compatible and may cause damage.

### 4. Contact us when the product is attached by adhesive bonding.

Certain types of adhesives are not compatible.

Paste bond partially between the product and the board so that the product will not adhere completely to the board.

Do not raise the temperature over the guaranteed value while the bond is hardening.

### 5. Heating conditions of adhesive curing oven

During heating of the adhesive curing oven, application of excessive heat may significantly shorten the product life or cause liquid leakage. Control the body temperature so as not to exceed 90°C during work while setting the allowable atmospheric temperature below 110°C, and allowable heating time within 30 seconds.

For the heating conditions deviating from the above, consult with us providing your temperature profile conditions.

### 6. Be careful not to apply an excessive force to the capacitor body, terminals or lead wires.

① Mount the capacitor while making sure that the terminal spacing of the capacitor and the spacing of the holes in the printed wiring board are aligned.

② If the capacitor body is subjected to stress such as grabbing, falling, bend, pushing or twisting after mounted, its terminals may come off, leading to open, short or liquid leakage.

## ■ Other cautions

### 1. Emergency procedures

If the EDLC overheats or starts to smell, immediately switch off the units main power supply to stop operation.

Keep your face and hands away from the EDLC, since the temperature may be high enough to cause the EDLC to ignite and burn.

### 2. Periodical inspections should be established for the EDLC used in industrial appliances.

The following items should be checked:

① Appearance : Check if there is leakage.

② Electronic performance : Check the leakage current, the electrostatic, the internal resistance and other items described in the catalog or the product specifications.

### 3. Disposing of EDLC

① Punch a hole or crush the EDLC (to prevent explosion) before incineration at approved facility.

② If they are not to be incinerated, bring them to a professional industrial waste disposal company.

### 4. Other notes

Please refer to the following literature for anything not described in the specification or the catalog. (Technical Report of Japan Electronics and Information Technology Industries Association #EIAJ RCR-2370B "Guideline of notabilia for fixed electric double layer capacitors")

5.5V SMD, Low Resistance Capacitors

GREEN CAP SMD 70°C

- Size :  $\phi 12.5 \times 8.5$ mm, compatible with surface mounting and low ESR.
- Unlike batteries, safe and high reliability without containing active and hazardous substance.
- Unlike batteries, excellent charge and discharge characteristics with no chemical reactions.
- Responds to temperature 260°C during the reflow peek.
- Ideal for industrial, smart meter, backing up of RTC's for surveillance camera, momentary power assistance of a battery etc.



Marking color : White print on an brown sleeve

Convert to chip

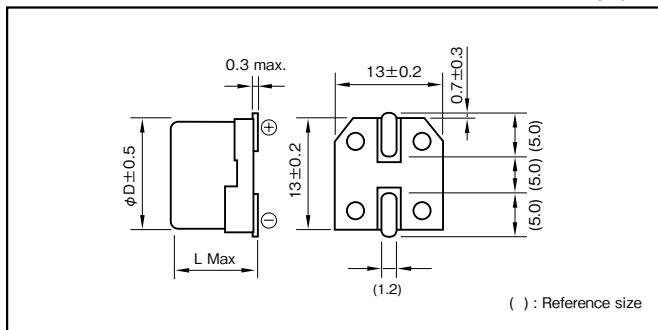


Specifications

| Item  | Performance                                 |  |
|---|---|--|
| Category temperature range (°C)             | - 25 to +70                                 |  |
| Tolerance at rated capacitance (%)          | - 20 to +80                                 |  |
| Internal resistance at 1 kHz                | Rated capacitance (F)                       | 0.047    0.1    0.22    0.33                       |
|   | Internal resistance ( $\Omega$ Max.)        | 30    30    30    30                               |
| Characteristics at high and low temperature | Percentage of capacitance change            | Within $\pm 30\%$ of the value at 20°C             |
|   | Internal resistance                         | Five times or less of the value at 20°C            |
| Endurance (70°C)                            | Test time                                   | 1000 hours   |
|   | Percentage of capacitance change            | Within $\pm 30\%$ of the initial measured value    |
|   | Internal resistance                         | Four times or less of the initial specified value. |
| Shelf life (70°C)                           | Test time : 1000 hours ; Same as endurance. |  |
| Applicable standards                        | Conforms to JIS C5160-1 (IEC 62391-1)       |  |

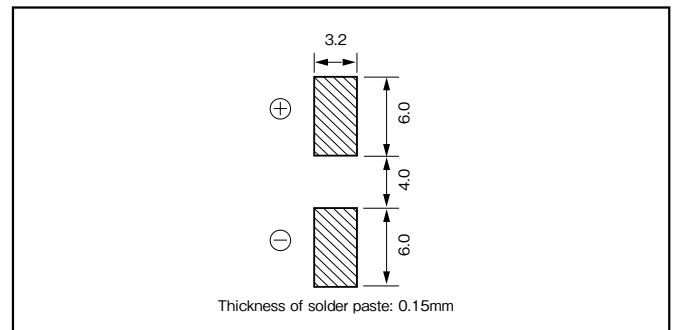
Outline Drawing

Unit : mm



Recommended land pattern size

Unit : mm



Part numbering system (example : 5.5V0.22F)

|             |   |                               |   |                          |   |   |               |
|-------------|---|-------------------------------|---|--------------------------|---|---|---------------|
| DVN         | — | 5R5                           | D | 224                      | T | — | R5            |
| Series code |   | Max. operating voltage symbol |   | Rated capacitance symbol |   |   | Taping symbol |

Part number is refer to following table.

Standard Ratings

| Max. operating voltage (V) | Rated capacitance (F) | ELNA Parts No.  | $\phi D \times L$ (mm) |
|----------------------------|-----------------------|-----------------|------------------------|
| 5.5                        | 0.047                 | DVN-5R5D473T-R5 | 12.5×8.5               |
| 5.5                        | 0.1                   | DVN-5R5D104T-R5 | 12.5×8.5               |
| 5.5                        | 0.22                  | DVN-5R5D224T-R5 | 12.5×8.5               |
| 5.5                        | 0.33                  | DVN-5R5D334T-R5 | 12.5×8.5               |

- \*soldering conditions are described on page 235.
- \*It can discharge with 1.5 times as much current (mA) as rated capacitance.

## 5.5V SMD, Wide Temperature range Capacitors

GREEN CAP

SMD

85°C

- Size :  $\phi 12.5 \times 10.5$ mm, compatible with surface mounting.
- Wide temperature range ( $-40$  to  $+85^\circ\text{C}$ ), Low ESR.
- Unlike batteries, safe and high reliability without containing active and hazardous substance.
- Unlike batteries, excellent charge and discharge characteristics with no chemical reactions.
- Responds to temperature  $260^\circ\text{C}$  during the reflow peak.
- Ideal for industrial, smart meter, backing up of RTC's for surveillance camera, momentary power assistance of a battery, automotive etc.



Marking color : White print on an brown sleeve

Convert to chip

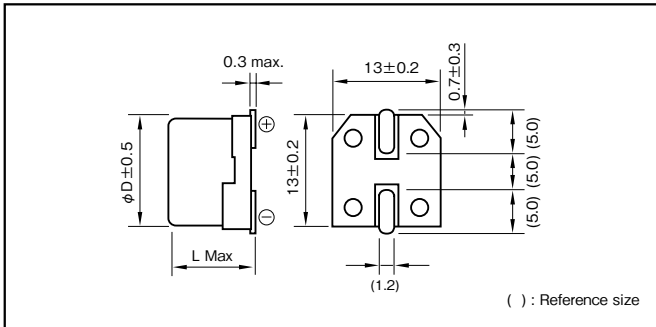


### Specifications

| Item  | Performance                                 |  |     |      |
|---|---|--|-----|------|
| Category temperature range (°C)             | $-40$ to $+85$                              |  |     |      |
| Tolerance at rated capacitance (%)          | $-20$ to $+80$                              |  |     |      |
| Internal resistance at 1 kHz                | Rated capacitance (F)                       | 0.047  | 0.1 | 0.22 |
|   | Internal resistance ( $\Omega$ Max.)        | 45   | 45  | 45   |
| Characteristics at high and low temperature | Percentage of capacitance change            | Within $\pm 30\%$ of the value at $20^\circ\text{C}$   |     |      |
|   | Internal resistance                         | $-40^\circ\text{C}$ : Seven times or less of the value at $20^\circ\text{C}$<br>$85^\circ\text{C}$ : Five times or less of the value at $20^\circ\text{C}$ |     |      |
| Endurance ( $85^\circ\text{C}$ )            | Test time                                   | 1000 hours   |     |      |
|   | Percentage of capacitance change            | Within $\pm 30\%$ of the initial measured value  |     |      |
|   | Internal resistance                         | Four times or less of the initial specified value  |     |      |
| Shelf life ( $85^\circ\text{C}$ )           | Test time : 1000 hours ; Same as endurance. |  |     |      |
| Applicable standards                        | Conforms to JIS C5160-1 (IEC 62391-1)       |  |     |      |

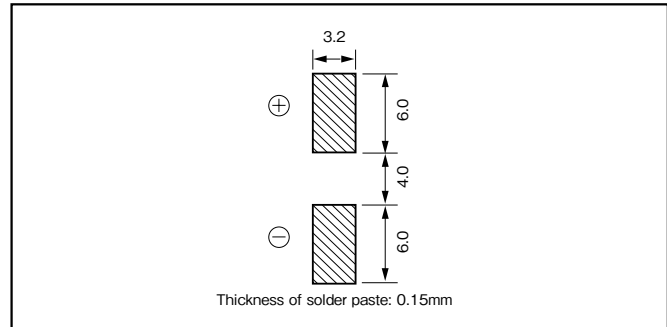
### Outline Drawing

Unit : mm



### Recommended land pattern size

Unit : mm



### Part numbering system (example : 5.5V0.22F)

|             |   |                               |   |                          |   |   |               |
|-------------|---|-------------------------------|---|--------------------------|---|---|---------------|
| DVL         | — | 5R5                           | D | 224                      | T | — | R5            |
| Series code |   | Max. operating voltage symbol |   | Rated capacitance symbol |   |   | Taping symbol |

Part number is refer to following table.

### Standard Ratings

| Max. operating voltage (V) | Rated capacitance (F) | ELNA Parts No.  | $\phi D \times L$ (mm) |
|----------------------------|-----------------------|-----------------|------------------------|
| 5.5                        | 0.047                 | DVL-5R5D473T-R5 | $12.5 \times 10.5$     |
| 5.5                        | 0.1                   | DVL-5R5D104T-R5 | $12.5 \times 10.5$     |
| 5.5                        | 0.22                  | DVL-5R5D224T-R5 | $12.5 \times 10.5$     |

\*soldering conditions are described on page 235.



**3.6V SMD, High Temperature range Capacitors** GREEN CAP SMD 85°C

- Size :  $\phi 12.5 \times 8.5$ mm, compatible with surface mounting.
- Wide temperature range (-25 to 85°C), Low ESR.
- Unlike batteries, safe and high reliability without containing active and hazardous substance.
- Unlike batteries, excellent charge and discharge characteristics with no chemical reactions.
- Responds to temperature 260°C during the reflow peak.
- Ideal for industrial, smart meter, backing up of RTC's for surveillance camera, momentary power assistance of a battery, automotive etc.



Marking color : White print on a brown sleeve

Convert to chip

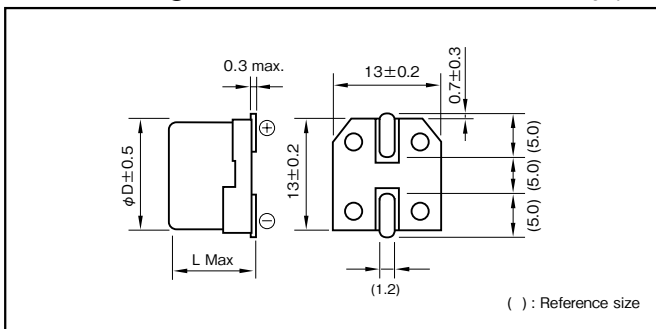


Specifications

| Item  | Performance                                 |  |     |      |      |
|---|---|--|-----|------|------|
| Category temperature range (°C)             | - 25 to +85                                 |  |     |      |      |
| Tolerance at rated capacitance (%)          | - 20 to +80                                 |  |     |      |      |
| Internal resistance at 1 kHz                | Rated capacitance (F)                       | 0.047  | 0.1 | 0.22 | 0.33 |
|   | Internal resistance ( $\Omega$ Max.)        | 30   | 30  | 30   | 30   |
| Characteristics at high and low temperature | Percentage of capacitance change            | Within $\pm 30\%$ of the value at 20°C             |     |      |      |
|   | Internal resistance                         | Five times or less of the value at 20°C            |     |      |      |
| Endurance (85°C)                            | Test time                                   | 2000 hours   |     |      |      |
|   | Percentage of capacitance change            | Within $\pm 30\%$ of the initial measured value    |     |      |      |
|   | Internal resistance                         | Four times or less of the initial specified value. |     |      |      |
| Shelf life (85°C)                           | Test time : 1000 hours ; Same as endurance. |  |     |      |      |
| Applicable standards                        | Conforms to JIS C5160-1 (IEC 62391-1)       |  |     |      |      |

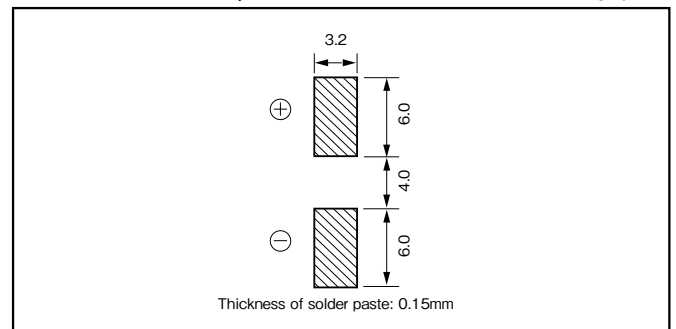
Outline Drawing

Unit : mm



Recommended land pattern size

Unit : mm



Part numbering system (example : 3.6V0.22F)

|             |   |                               |   |                          |   |   |               |
|-------------|---|-------------------------------|---|--------------------------|---|---|---------------|
| DVS         | — | 3R6                           | D | 224                      | T | — | R5            |
| Series code |   | Max. operating voltage symbol |   | Rated capacitance symbol |   |   | Taping symbol |

Part number is refer to following table.

Standard Ratings

| Max. operating voltage (V) | Rated capacitance (F) | ELNA Parts No.  | $\phi D \times L$ (mm) |
|----------------------------|-----------------------|-----------------|------------------------|
| 3.6                        | 0.047                 | DVS-3R6D473T-R5 | 12.5×8.5               |
| 3.6                        | 0.1                   | DVS-3R6D104T-R5 | 12.5×8.5               |
| 3.6                        | 0.22                  | DVS-3R6D224T-R5 | 12.5×8.5               |
| 3.6                        | 0.33                  | DVS-3R6D334T-R5 | 12.5×8.5               |

- \*soldering conditions are described on page 235.
- \*It can discharge with 1.5 times as much current (mA) as rated capacitance.




## 5.5V Standard Capacitors

GREEN CAP

70°C

- Small-sized, large capacity, excellent voltage holding.
- For all ratings, uniform 5mm pitch of terminal spacing.
- Wider temperature range (-25 to +70°C) than battery.
- $\phi 21.5 \times 8.0$ mm size can encase up to 1.5F.
- Ideal for backing up of CMOS's, IC's of camera, microcomputers, RAM's, RTC's and the like used in audio, general electronic device, and others.



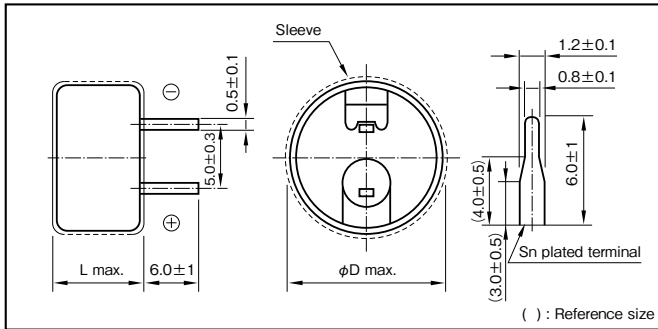
Marking color : White print on an indigo sleeve

### Specifications

| Item  | Performance   |   |       |      |                    |                    |      |      |     |     |                                      |     |    |    |    |                    |                    |    |    |
|---|---|---|-------|------|--------------------|--------------------|------|------|-----|-----|--------------------------------------|-----|----|----|----|--------------------|--------------------|----|----|
| Category temperature range (°C)             | -25 to +70  |   |       |      |                    |                    |      |      |     |     |                                      |     |    |    |    |                    |                    |    |    |
| Tolerance at rated capacitance (%)          | -20 to +80  |   |       |      |                    |                    |      |      |     |     |                                      |     |    |    |    |                    |                    |    |    |
| Internal resistance at 1 kHz                | <table border="1"> <thead> <tr> <th>Rated capacitance (F)</th> <th>0.047</th> <th>0.1</th> <th>0.22</th> <th>0.33</th> <th>0.47</th> <th>0.47</th> <th>1</th> <th>1.5</th> </tr> </thead> <tbody> <tr> <td>Internal resistance (<math>\Omega</math> Max.)</td> <td>120</td> <td>75</td> <td>75</td> <td>75</td> <td>75 (<math>\phi 13.5</math>)</td> <td>30 (<math>\phi 21.5</math>)</td> <td>30</td> <td>30</td> </tr> </tbody> </table> | Rated capacitance (F)                             | 0.047 | 0.1  | 0.22               | 0.33               | 0.47 | 0.47 | 1   | 1.5 | Internal resistance ( $\Omega$ Max.) | 120 | 75 | 75 | 75 | 75 ( $\phi 13.5$ ) | 30 ( $\phi 21.5$ ) | 30 | 30 |
|   | Rated capacitance (F)   | 0.047   | 0.1   | 0.22 | 0.33               | 0.47               | 0.47 | 1    | 1.5 |     |                                      |     |    |    |    |                    |                    |    |    |
| Internal resistance ( $\Omega$ Max.)        | 120   | 75  | 75    | 75   | 75 ( $\phi 13.5$ ) | 30 ( $\phi 21.5$ ) | 30   | 30   |     |     |                                      |     |    |    |    |                    |                    |    |    |
| Characteristics at high and low temperature | Percentage of capacitance change  | Within $\pm 30\%$ of the value at 20°C            |       |      |                    |                    |      |      |     |     |                                      |     |    |    |    |                    |                    |    |    |
|   | Internal resistance   | Five times or less of the value at 20°C           |       |      |                    |                    |      |      |     |     |                                      |     |    |    |    |                    |                    |    |    |
| Endurance (70°C)                            | Test time   | 1000 hours  |       |      |                    |                    |      |      |     |     |                                      |     |    |    |    |                    |                    |    |    |
|   | Percentage of capacitance change  | Within $\pm 30\%$ of the initial measured value   |       |      |                    |                    |      |      |     |     |                                      |     |    |    |    |                    |                    |    |    |
|   | Internal resistance   | Four times or less of the initial specified value |       |      |                    |                    |      |      |     |     |                                      |     |    |    |    |                    |                    |    |    |
| Shelf life (70°C)                           | Test time : 1000 hours ; Same as endurance.   |   |       |      |                    |                    |      |      |     |     |                                      |     |    |    |    |                    |                    |    |    |
| Applicable standards                        | Conforms to JIS C5160-1 (IEC 62391-1)   |   |       |      |                    |                    |      |      |     |     |                                      |     |    |    |    |                    |                    |    |    |

### Outline Drawing

Unit : mm



| Part numbering system (example : 5.5V0.22F) |                               |                          |                   |
|---|-------------------------------|--------------------------|-------------------|
| DB  | 5R5                           | D                        | 224               |
| Series code                                 | Max. operating voltage symbol | Rated capacitance symbol | Additional symbol |

Part number is refer to following table.

### Standard Ratings

| Max. operating voltage (V) | Rated capacitance (F) | ELNA Parts No. | $\phi D \times L$ (mm) |
|----------------------------|-----------------------|----------------|------------------------|
| 5.5                        | 0.047                 | DB-5R5D473T    | 13.5×7.5               |
| 5.5                        | 0.1                   | DB-5R5D104T    | 13.5×7.5               |
| 5.5                        | 0.22                  | DB-5R5D224T    | 13.5×7.5               |
| 5.5                        | 0.33                  | DB-5R5D334T    | 13.5×7.5               |
| 5.5                        | 0.47                  | DB-5R5D474ST   | 13.5×7.5               |
| 5.5                        | 0.47                  | DB-5R5D474T    | 21.5×8.0               |
| 5.5                        | 1                     | DB-5R5D105T    | 21.5×8.0               |
| 5.5                        | 1.5                   | DB-5R5D155T    | 21.5×8.0               |

EDLC


5.5V Low Resistance

GREEN CAP

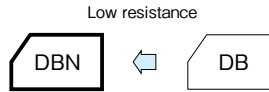
70°C

Low ESR

- Internal resistance was reduced to about 1/3 ( $\phi 13.5$ ), compared with DB series.
- It excels in rapid charge.



Marking color : White print on an indigo sleeve

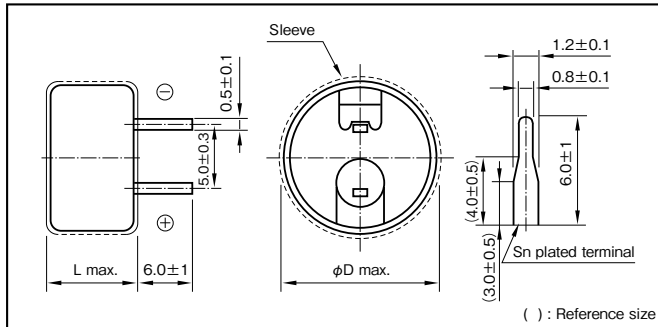


Specifications

| Item  | Performance                                 |
|---|---|
| Category temperature range (°C)             | -25 to +70                                  |
| Tolerance at rated capacitance (%)          | -20 to +80                                  |
| Internal resistance at 1 kHz                | Rated capacitance (F)                       |
|   | Internal resistance ( $\Omega$ Max.)        |
| Characteristics at high and low temperature | Percentage of capacitance change            |
|   | Internal resistance                         |
| Endurance (70°C)                            | Test time                                   |
|   | Percentage of capacitance change            |
|   | Internal resistance                         |
| Shelf life (70°C)                           | Test time : 1000 hours ; Same as endurance. |
| Applicable standards                        | Conforms to JIS C5160-1 (IEC 62391-1)       |

Outline Drawing

Unit : mm



Part numbering system (example : 5.5V0.22F)

|             |   |                               |   |                          |   |                   |
|-------------|---|-------------------------------|---|--------------------------|---|-------------------|
| DBN         | — | 5R5                           | D | 224                      | □ | T                 |
| Series code |   | Max. operating voltage symbol |   | Rated capacitance symbol |   | Additional symbol |

Part number is refer to following table.

Standard Ratings

| Max. operating voltage (V) | Rated capacitance (F) | ELNA Parts No. | $\phi D \times L$ (mm) |
|----------------------------|-----------------------|----------------|------------------------|
| 5.5                        | 0.047                 | DBN-5R5D473T   | 13.5×7.5               |
| 5.5                        | 0.1                   | DBN-5R5D104T   | 13.5×7.5               |
| 5.5                        | 0.22                  | DBN-5R5D224T   | 13.5×7.5               |
| 5.5                        | 0.33                  | DBN-5R5D334T   | 13.5×7.5               |
| 5.5                        | 0.47                  | DBN-5R5D474ST  | 13.5×7.5               |
| 5.5                        | 0.47                  | DBN-5R5D474T   | 21.5×8.0               |
| 5.5                        | 1                     | DBN-5R5D105T   | 21.5×8.0               |
| 5.5                        | 1.5                   | DBN-5R5D155T   | 21.5×8.0               |


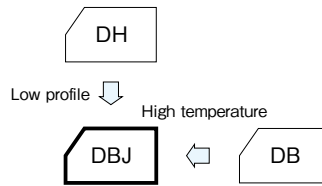
\*It can discharge with 1.5 times as much current (mA) as rated capacitance.

## 5.5V Low Profile and High Temperature Capacitors

GREEN CAP

85°C

- High temperature type of series DB.
- Small-sized, large capacity, excellent voltage holding.
- For all ratings, uniform 5mm pitch of terminal spacing.
- $\phi 13.5 \times 7.5$ mm size can encase up to 0.33F.
- Ideal for backing up of CMOS's, IC's of camera, microcomputers, RAM's, RTC's and the like used in audio, general electronic device, and others.



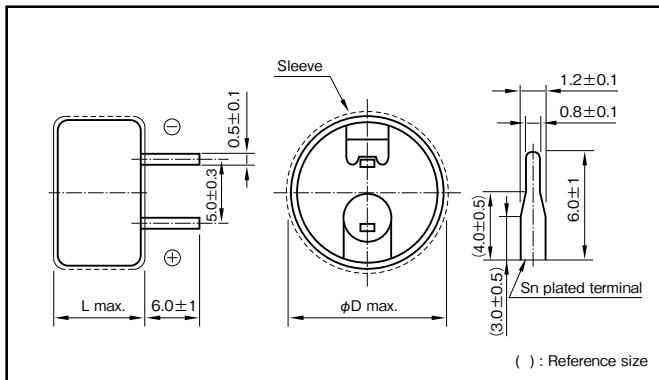
Marking color : White print on a black sleeve

### Specifications

| Item  | Performance                                 |  |     |      |      |      |    |
|---|---|--|-----|------|------|------|----|
| Category temperature range (°C)             | -10 to +85                                  |  |     |      |      |      |    |
| Tolerance at rated capacitance (%)          | -20 to +80                                  |  |     |      |      |      |    |
| Internal resistance at 1 kHz                | Rated capacitance (F)                       | 0.047  | 0.1 | 0.22 | 0.33 | 0.47 | 1  |
|   | Internal resistance ( $\Omega$ Max.)        | 200  | 150 | 150  | 150  | 100  | 75 |
| Characteristics at high and low temperature | Percentage of capacitance change            | Within $\pm 30\%$ of the value at 20°C             |     |      |      |      |    |
|   | Internal resistance                         | Four times or less of the initial specified value. |     |      |      |      |    |
| Endurance (85°C)                            | Test time                                   | 1000 hours   |     |      |      |      |    |
|   | Percentage of capacitance change            | Within $\pm 30\%$ of the initial measured value    |     |      |      |      |    |
|   | Internal resistance                         | Four times or less of the initial specified value  |     |      |      |      |    |
| Shelf life (85°C)                           | Test time : 1000 hours ; Same as endurance. |  |     |      |      |      |    |
| Applicable standards                        | Conforms to JIS C5160-1 (IEC 62391-1)       |  |     |      |      |      |    |

### Outline Drawing

Unit : mm



### Part numbering system (example : 5.5V0.22F)

|             |   |                              |   |                          |   |
|-------------|---|------------------------------|---|--------------------------|---|
| DBJ         | — | 5R5                          | D | 224                      | T |
| Series code |   | Max.operating voltage symbol |   | Rated capacitance symbol |   |

Part number is refer to following table.

### Standard Ratings

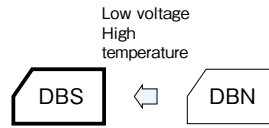
| Max. operating voltage (V) | Rated capacitance (F) | ELNA Parts No. | $\phi D \times L$ (mm) |
|----------------------------|-----------------------|----------------|------------------------|
| 5.5                        | 0.047                 | DBJ-5R5D473T   | 13.5×7.5               |
| 5.5                        | 0.1                   | DBJ-5R5D104T   | 13.5×7.5               |
| 5.5                        | 0.22                  | DBJ-5R5D224T   | 13.5×7.5               |
| 5.5                        | 0.33                  | DBJ-5R5D334T   | 13.5×7.5               |
| 5.5                        | 0.47                  | DBJ-5R5D474T   | 21.5×8.0               |
| 5.5                        | 1                     | DBJ-5R5D105T   | 21.5×8.0               |

NOTE : Design, Specifications are subject to change without notice.  
It is recommended that you shall obtain technical specifications from ELNA to ensure that the component is suitable for your use.

3.6V Low Profile and Low ESR High Temperature Capacitors

GREEN CAP 85°C

- Long life of 3.6V 2000 hours in small size low ESR.
- For all ratings, uniform 5mm pitch of terminal spacing.
- Wider temperature range (-25 to +85°C) than battery.
- $\phi 13.5 \times 7.5$ mm size can encase up to 0.47F.
- Ideal for backing up of CMOS's, IC's of camera, microcomputers, RAM's, RTC's and the like used in audio, smart meter, general electronic device, and others.
- It excels in rapid charge.



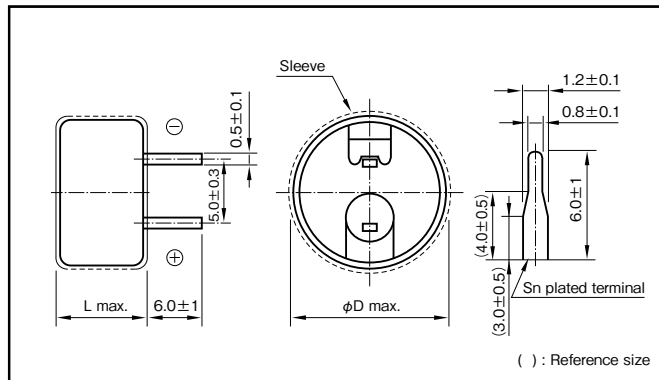
Marking color : White print on a black sleeve

Specifications

| Item  | Performance                                 |  |
|---|---|--|
| Category temperature range (°C)             | -25 to +85                                  |  |
| Tolerance at rated capacitance (%)          | -20 to +80                                  |  |
| Internal resistance at 1 kHz                | Rated capacitance (F)                       | 0.047   0.1   0.22   0.33   0.47   0.47   1                      |
|   | Internal resistance ( $\Omega$ Max.)        | 25   25   25   25   25 ( $\phi 13.5$ )   20 ( $\phi 21.5$ )   20 |
| Characteristics at high and low temperature | Percentage of capacitance change            | Within $\pm 30\%$ of the value at 20°C                           |
|   | Internal resistance                         | Five times or less of the value at 20°C                          |
| Endurance (85°C)                            | Test time                                   | 2000 hours ( $\phi 13.5$ 0.47F : 1000 hours)                     |
|   | Percentage of capacitance change            | Within $\pm 30\%$ of the initial measured value                  |
|   | Internal resistance                         | Four times or less of the initial specified value                |
| Shelf life (85°C)                           | Test time : 1000 hours ; Same as endurance. |  |
| Applicable standards                        | Conforms to JIS C5160-1 (IEC 62391-1)       |  |

Outline Drawing

Unit : mm



Part numbering system (example : 3.6V0.22F)

|             |   |                               |   |                          |           |                   |
|-------------|---|-------------------------------|---|--------------------------|-----------|-------------------|
| DBS         | — | 3R6                           | D | 224                      | $\square$ | T                 |
| Series code |   | Max. operating voltage symbol |   | Rated capacitance symbol |           | Additional symbol |

Part number is refer to following table.

Standard Ratings

| Max. operating voltage (V) | Rated capacitance (F) | ELNA Parts No. | $\phi D \times L$ (mm) |
|----------------------------|-----------------------|----------------|------------------------|
| 3.6                        | 0.047                 | DBS-3R6D473T   | 13.5×7.5               |
| 3.6                        | 0.1                   | DBS-3R6D104T   | 13.5×7.5               |
| 3.6                        | 0.22                  | DBS-3R6D224T   | 13.5×7.5               |
| 3.6                        | 0.33                  | DBS-3R6D334T   | 13.5×7.5               |
| 3.6                        | 0.47                  | DBS-3R6D474ST  | 13.5×7.5               |
| 3.6                        | 0.47                  | DBS-3R6D474T   | 21.5×8.0               |
| 3.6                        | 1                     | DBS-3R6D105T   | 21.5×8.0               |

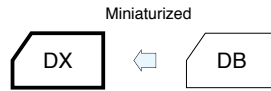
\*It can discharge with 1.5 times as much current (mA) as rated capacitance.

## 5.5V Miniaturized Standard Capacitors

GREEN CAP

70°C

- Smaller and lighter than Series DB.
- 5mm tall. Max. thin profile (H-shaped).
- Miniaturized but can encase up to 0.47F in  $\phi 11.5$  case, and 1.5F in  $\phi 19.0$  case.
- Ideal for backing up of CMOS's, IC's of camera, microcomputers, RAM's, RTC's and the like used in audio, general electronic device, and others.



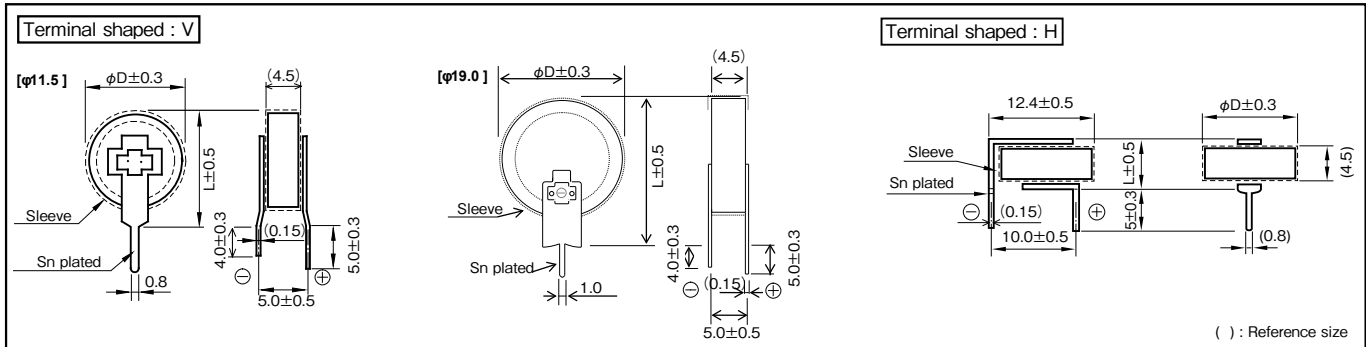
Marking color : White print on an indigo sleeve

### Specifications

| Item  | Performance                                 |   |     |      |      |                    |                    |    |     |
|---|---|---|-----|------|------|--------------------|--------------------|----|-----|
| Category temperature range (°C)             | -25 to +70                                  |   |     |      |      |                    |                    |    |     |
| Tolerance at rated capacitance (%)          | -20 to +80                                  |   |     |      |      |                    |                    |    |     |
| Internal resistance at 1 kHz                | Rated capacitance (F)                       | 0.047   | 0.1 | 0.22 | 0.33 | 0.47               | 0.47               | 1  | 1.5 |
|   | Internal resistance ( $\Omega$ Max.)        | 120   | 75  | 75   | 75   | 75 ( $\phi 11.5$ ) | 30 ( $\phi 19.0$ ) | 30 | 30  |
| Characteristics at high and low temperature | Percentage of capacitance change            | Within $\pm 30\%$ of the value at 20°C            |     |      |      |                    |                    |    |     |
|   | Internal resistance                         | Five times or less of the value at 20°C           |     |      |      |                    |                    |    |     |
| Endurance (70°C)                            | Test time                                   | 1000 hours  |     |      |      |                    |                    |    |     |
|   | Percentage of capacitance change            | Within $\pm 30\%$ of the initial measured value   |     |      |      |                    |                    |    |     |
|   | Internal resistance                         | Four times or less of the initial specified value |     |      |      |                    |                    |    |     |
| Shelf life (70°C)                           | Test time : 1000 hours ; Same as endurance. |   |     |      |      |                    |                    |    |     |
| Applicable standards                        | Conforms to JIS C5160-1 (IEC 62391-1)       |   |     |      |      |                    |                    |    |     |

### Outline Drawing

Unit : mm



| Part numbering system (example : 5.5V0.22F) |   |                               |               |                          |                   |   |
|---|---|-------------------------------|---------------|--------------------------|-------------------|---|
| DX  | — | 5R5                           | $\square$     | 224                      | $\square$         | U |
| Series code                                 |   | Max. operating voltage symbol | Terminal code | Rated capacitance symbol | Additional symbol |   |

Part number is refer to following table.

### Note

Do not apply external force to products or terminals as stress such as twisting, bending, pushing, or falling of such products or terminals may remove the terminals, resulting in an open/short circuit or liquid leakage.  
 Avoid applying excessive heat to capacitors during heating of an adhesive curing oven.  
 For details, refer to the precautions in use of DYNACAP.

### Standard Ratings

| Max. operating voltage (V) | Rated capacitance (F) | ELNA Parts No. | $\phi D \times L$ (mm) |
|----------------------------|-----------------------|----------------|------------------------|
| 5.5                        | 0.047                 | DX-5R5V473U    | 11.5×13.0              |
|                            |                       | DX-5R5H473U    | 11.5× 5.0              |
| 5.5                        | 0.1                   | DX-5R5V104U    | 11.5×13.0              |
|                            |                       | DX-5R5H104U    | 11.5× 5.0              |
| 5.5                        | 0.22                  | DX-5R5V224U    | 11.5×13.0              |
|                            |                       | DX-5R5H224U    | 11.5× 5.0              |
| 5.5                        | 0.33                  | DX-5R5V334U    | 11.5×13.0              |
|                            |                       | DX-5R5H334U    | 11.5× 5.0              |
| 5.5                        | 0.47                  | DX-5R5V474SU   | 11.5×13.0              |
|                            |                       | DX-5R5H474SU   | 11.5× 5.0              |
|                            |                       | DX-5R5V474U    | 19.0×20.5              |
| 5.5                        | 1                     | DX-5R5V105U    | 19.0×20.5              |
| 5.5                        | 1.5                   | DX-5R5V155U    | 19.0×20.5              |

5.5V Miniaturized Low Resistance Capacitors

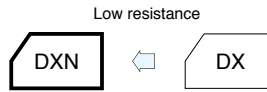
GREEN CAP

70°C

- Internal resistance was reduced to about 1/3 ( $\phi 11.5$ ), compared with DX series.
- 5mm tall. Max. thin profile (H-shaped).
- Miniaturized but can encase up to 0.47F in  $\phi 11.5$  case, and 1.5F in  $\phi 19.0$  case.
- It excels in rapid charge.
- Ideal for backing up of CMOS's, IC's of camera, microcomputers, RAM's, RTC's and the like used in audio, general electronic device, and others.



Marking color : White print on an indigo sleeve

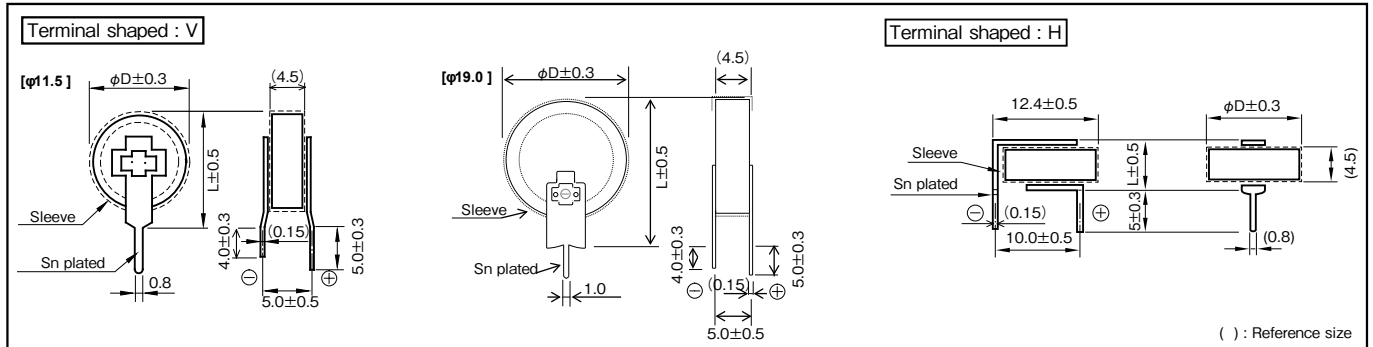


Specifications

| Item  | Performance                                 |
|---|---|
| Category temperature range (°C)             | -25 to +70                                  |
| Tolerance at rated capacitance (%)          | -20 to +80                                  |
| Internal resistance at 1 kHz                | Rated capacitance (F)                       |
|   | Internal resistance ( $\Omega$ Max.)        |
| Characteristics at high and low temperature | Percentage of capacitance change            |
|   | Internal resistance                         |
| Endurance (70°C)                            | Test time                                   |
|   | Percentage of capacitance change            |
|   | Internal resistance                         |
| Shelf life (70°C)                           | Test time : 1000 hours ; Same as endurance. |
| Applicable standards                        | Conforms to JIS C5160-1 (IEC 62391-1)       |

Outline Drawing

Unit : mm



Part numbering system (example : 5.5V0.22F)

|             |                              |               |                          |
|-------------|------------------------------|---------------|--------------------------|
| DXN         | 5R5                          | 224           | U                        |
| Series code | Max.operating voltage symbol | Terminal code | Rated Capacitance symbol |

Note

Do not apply external force to products or terminals as stress such as twisting, bending, pushing, or falling of such products or terminals may remove the terminals, resulting in an open/short circuit or liquid leakage. Avoid applying excessive heat to capacitors during heating of an adhesive curing oven. For details, refer to the precautions in use of DYNACAP.

Part number is refer to following table.

Standard Ratings

| Max. operating voltage (V) | Rated capacitance (F) | ELNA Parts No. | $\phi D \times L$ (mm) |
|----------------------------|-----------------------|----------------|------------------------|
| 5.5                        | 0.047                 | DXN-5R5V473U   | 11.5×13.0              |
|                            |                       | DXN-5R5H473U   | 11.5× 5.0              |
| 5.5                        | 0.1                   | DXN-5R5V104U   | 11.5×13.0              |
|                            |                       | DXN-5R5H104U   | 11.5× 5.0              |
| 5.5                        | 0.22                  | DXN-5R5V224U   | 11.5×13.0              |
|                            |                       | DXN-5R5H224U   | 11.5× 5.0              |
| 5.5                        | 0.33                  | DXN-5R5V334U   | 11.5×13.0              |
|                            |                       | DXN-5R5H334U   | 11.5× 5.0              |
| 5.5                        | 0.47                  | DXN-5R5V474SU  | 11.5×13.0              |
|                            |                       | DXN-5R5H474SU  | 11.5× 5.0              |
|                            |                       | DXN-5R5V474U   | 19.0×20.5              |
| 5.5                        | 1                     | DXN-5R5V105U   | 19.0×20.5              |
| 5.5                        | 1.5                   | DXN-5R5V155U   | 19.0×20.5              |

\*It can discharge with 1.5 times as much current (mA) as rated capacitance.

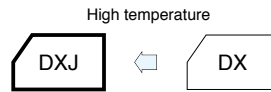
NOTE : Design, Specifications are subject to change without notice. It is recommended that you shall obtain technical specifications from ELNA to ensure that the component is suitable for your use.

## 5.5V Miniaturized High Temperature Capacitors

GREEN CAP

85°C

- High temperature type of Series DX.
- 5mm tall. Max. thin profile (H-shaped).
- Miniaturized but can encase up to 0.33F in  $\phi 11.5$  case, and 1.0F in  $\phi 19.0$  case.
- Ideal for backing up of CMOS's, IC's of camera, microcomputers, RAM's, RTC's and the like used in audio, general electronic device, and others.



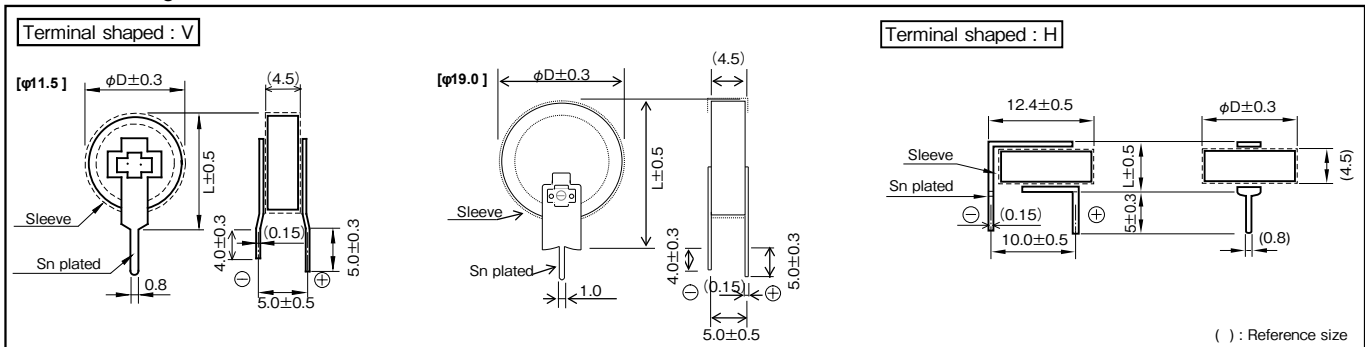
Marking color : White print on a black sleeve

### Specifications

| Item  | Performance                                 |  |     |      |      |    |
|---|---|--|-----|------|------|----|
| Category temperature range (°C)             | -10 to +85                                  |  |     |      |      |    |
| Tolerance at rated capacitance (%)          | -20 to +80                                  |  |     |      |      |    |
| Internal resistance at 1 kHz                | Rated capacitance (F)                       | 0.047  | 0.1 | 0.22 | 0.33 | 1  |
|   | Internal resistance ( $\Omega$ Max.)        | 200  | 150 | 150  | 150  | 75 |
| Characteristics at high and low temperature | Percentage of capacitance change            | Within $\pm 30\%$ of the value at 20°C             |     |      |      |    |
|   | Internal resistance                         | Four times or less of the initial specified value. |     |      |      |    |
| Endurance (85°C)                            | Test time                                   | 1000 hours   |     |      |      |    |
|   | Percentage of capacitance change            | Within $\pm 30\%$ of the initial measured value    |     |      |      |    |
|   | Internal resistance                         | Four times or less of the initial specified value. |     |      |      |    |
| Shelf life (85°C)                           | Test time : 1000 hours ; Same as endurance. |  |     |      |      |    |
| Applicable standards                        | Conforms to JIS C5160-1 (IEC 62391-1)       |  |     |      |      |    |

### Outline Drawing

Unit : mm



| Part numbering system (example : 5.5V0.22F) |   |                              |               |                          |                   |   |
|---|---|------------------------------|---------------|--------------------------|-------------------|---|
| DXJ   | — | 5R5                          | $\square$     | 224                      | $\square$         | U |
| Series code                                 |   | Max.operating voltage symbol | Terminal code | Rated Capacitance symbol | Additional symbol |   |

Part number is refer to following table.

### Note

Do not apply external force to products or terminals as stress such as twisting, bending, pushing, or falling of such products or terminals may remove the terminals, resulting in an open/short circuit or liquid leakage. Avoid applying excessive heat to capacitors during heating of an adhesive curing oven. For details, refer to the precautions in use of DYNACAP.

### Standard Ratings

| Max. operating voltage (V) | Rated capacitance (F) | ELNA Parts No. | $\phi$ D×L (mm) |
|----------------------------|-----------------------|----------------|-----------------|
| 5.5                        | 0.047                 | DXJ-5R5V473U   | 11.5×13.0       |
|                            |                       | DXJ-5R5H473U   | 11.5× 5.0       |
| 5.5                        | 0.1                   | DXJ-5R5V104U   | 11.5×13.0       |
|                            |                       | DXJ-5R5H104U   | 11.5× 5.0       |
| 5.5                        | 0.22                  | DXJ-5R5V224U   | 11.5×13.0       |
|                            |                       | DXJ-5R5H224U   | 11.5× 5.0       |
| 5.5                        | 0.33                  | DXJ-5R5V334U   | 11.5×13.0       |
|                            |                       | DXJ-5R5H334U   | 11.5× 5.0       |
| 5.5                        | 1                     | DXJ-5R5V105U   | 19.0×20.5       |

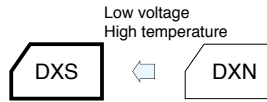
NOTE : Design, Specifications are subject to change without notice. It is recommended that you shall obtain technical specifications from ELNA to ensure that the component is suitable for your use.

3.6V Miniaturized Low ESR High Temperature Capacitors

GREEN CAP

85°C

- Long life of 3.6V 2000 hours, low ESR in DX series and this size.
- 5mm tall. Max. thin profile (H-shaped).
- Wider temperature range (-25 to +85°C) than battery.
- Miniaturized but can encase up to 0.47F in φ11.5 case, and 1.0F in φ19.0 case.
- It excels in rapid charge.
- Ideal for backing up of CMOS's, IC's of camera, microcomputers, RAM's, RTC's and the like used in audio, general electronic device, and others.



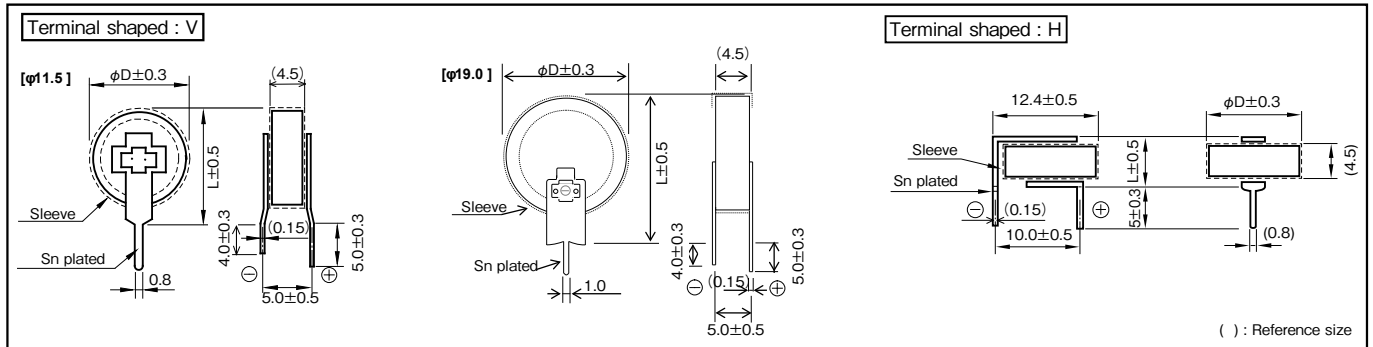
Marking color : White print on a black sleeve

Specifications

| Item  | Performance                                 |  |
|---|---|--|
| Category temperature range (°C)             | -25 to +85                                  |  |
| Tolerance at rated capacitance (%)          | -20 to +80                                  |  |
| Internal resistance at 1 kHz                | Rated capacitance (F)                       | 0.047   0.1   0.22   0.33   0.47   0.47   1        |
|   | Internal resistance (Ω Max.)                | 25   25   25   25   25 (φ 11.5)   20 (φ 19.0)   20 |
| Characteristics at high and low temperature | Percentage of capacitance change            | Within ±30% of the value at 20°C                   |
|   | Internal resistance                         | Five times or less of the value at 20°C            |
| Endurance (85°C)                            | Test time                                   | 2000 hours (φ 11.5 0.47F : 1000 hours)             |
|   | Percentage of capacitance change            | Within ±30% of the initial measured value          |
|   | Internal resistance                         | Four times or less of the initial specified value  |
| Shelf life (85°C)                           | Test time : 1000 hours ; Same as endurance. |  |
| Applicable standards                        | Conforms to JIS C5160-1 (IEC 62391-1)       |  |

Outline Drawing

Unit : mm



| Part numbering system (example : 3.6V0.22F) |   |                              |                 |                          |                   |   |
|---|---|------------------------------|-----------------|--------------------------|-------------------|---|
| DXS   | — | 3R6                          | □               | 224                      | □                 | U |
| Series code                                 |   | Max.operating voltage symbol | Terminal shaped | Rated capacitance symbol | Additional symbol |   |

Note

Do not apply external force to products or terminals as stress such as twisting, bending, pushing, or falling of such products or terminals may remove the terminals, resulting in an open/short circuit or liquid leakage. Avoid applying excessive heat to capacitors during heating of an adhesive curing oven. For details, refer to the precautions in use of DYNACAP.

Part number is refer to following table.

Standard Ratings

| Max. operating voltage (V) | Rated capacitance (F) | ELNA Parts No. | φD×L (mm) |
|----------------------------|-----------------------|----------------|-----------|
| 3.6                        | 0.047                 | DXS-3R6V473U   | 11.5×13.0 |
|                            |                       | DXS-3R6H473U   | 11.5× 5.0 |
| 3.6                        | 0.1                   | DXS-3R6V104U   | 11.5×13.0 |
|                            |                       | DXS-3R6H104U   | 11.5× 5.0 |
| 3.6                        | 0.22                  | DXS-3R6V224U   | 11.5×13.0 |
|                            |                       | DXS-3R6H224U   | 11.5× 5.0 |
| 3.6                        | 0.33                  | DXS-3R6V334U   | 11.5×13.0 |
|                            |                       | DXS-3R6H334U   | 11.5× 5.0 |
| 3.6                        | 0.47                  | DXS-3R6V474SU  | 11.5×13.0 |
|                            |                       | DXS-3R6H474SU  | 11.5× 5.0 |
|                            |                       | DXS-3R6V474U   | 19.0×20.5 |
| 3.6                        | 1                     | DXS-3R6V105U   | 19.0×20.5 |

\*It can discharge with 1.5 times as much current (mA) as rated capacitance.


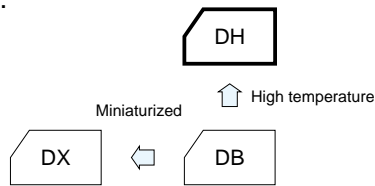
NOTE : Design, Specifications are subject to change without notice. It is recommended that you shall obtain technical specifications from ELNA to ensure that the component is suitable for your use.



## High Temperature Capacitors

GREEN CAP 85°C

- High temperature tolerant (−25 to +85°C) and highly reliable.
- Ideal for backing up of CMOS IC's, microcomputers, RAM's, RTC's for smart meter, outdoor equipment, industrial.



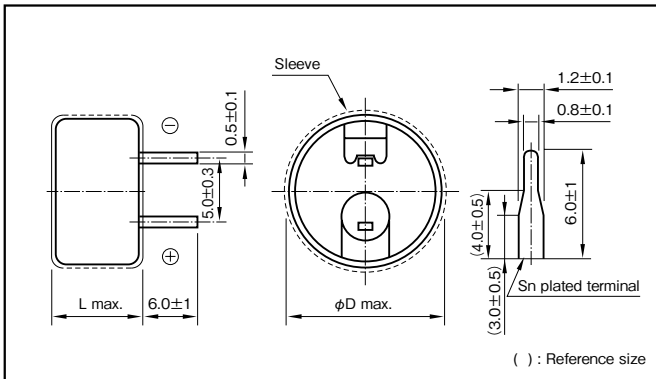
Marking color : White print on an indigo sleeve

### Specifications

| Item  | Performance                                 |   |
|---|---|---|
| Category temperature range (°C)             | −25 to +85                                  |   |
| Tolerance at rated capacitance (%)          | −20 to +80                                  |   |
| Internal resistance at 1 kHz                | Rated capacitance (F)                       | 0.047    0.1    0.22    0.47    0.68    1         |
|   | Internal resistance (Ω Max.)                | 300    200    120    50    50    30               |
| Characteristics at high and low temperature | Percentage of capacitance change            | Within ±30% of the value at 20°C                  |
|   | Internal resistance                         | Five times or less of the value at 20°C           |
| Endurance (85°C)                            | Test time                                   | 1000 hours  |
|   | Percentage of capacitance change            | Within ±30% of the initial measured value         |
|   | Internal resistance                         | Four times or less of the initial specified value |
| Shelf life (85°C)                           | Test time : 1000 hours ; Same as endurance. |   |
| Applicable standards                        | Conforms to JIS C5160-1 (IEC 62391-1)       |   |

### Outline Drawing

Unit : mm



( ) : Reference size

### Part numbering system (example : 5.5V0.22F)

|             |   |                              |   |                          |   |
|-------------|---|------------------------------|---|--------------------------|---|
| DH          | — | 5R5                          | D | 224                      | T |
| Series code |   | Max.operating voltage symbol |   | Rated capacitance symbol |   |

Part number is refer to following table.

### Standard Ratings

| Max. operating voltage (V) | Rated capacitance (F) | ELNA Parts No. | φD×L (mm) |
|----------------------------|-----------------------|----------------|-----------|
| 5.5                        | 0.047                 | DH-5R5D473T    | 13.5×9.5  |
| 5.5                        | 0.1                   | DH-5R5D104T    | 13.5×9.5  |
| 5.5                        | 0.22                  | DH-5R5D224T    | 13.5×9.5  |
| 5.5                        | 0.47                  | DH-5R5D474T    | 21.5×9.5  |
| 5.5                        | 0.68                  | DH-5R5D684T    | 21.5×9.5  |
| 5.5                        | 1                     | DH-5R5D105T    | 21.5×9.5  |

NOTE : Design, Specifications are subject to change without notice. It is recommended that you shall obtain technical specifications from ELNA to ensure that the component is suitable for your use.


5.5V Wide Temperature Range Capacitors

GREEN CAP

85°C

- It is a category temperature range larger than battery.
- $\phi 13.5$  size can encase up to 0.22F,  $\phi 21.5$  size can encase up to 1.0F.
- It excels in rapid charge.
- Ideal for backing up of CMOS IC's, microcomputers, RAM's, RTC's for smart meter, outdoor equipment, auto motive and industrial.

Wide temperature range



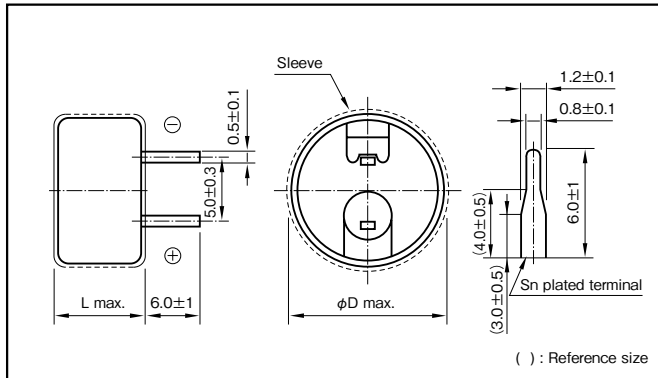
Marking color : White print on an indigo sleeve

Specifications

| Item  | Performance                                 |  |     |      |      |      |    |
|---|---|--|-----|------|------|------|----|
| Category temperature range (°C)             | -40 to +85                                  |  |     |      |      |      |    |
| Tolerance at rated capacitance (%)          | -20 to +80                                  |  |     |      |      |      |    |
| Internal resistance at 1 kHz                | Rated capacitance (F)                       | 0.047  | 0.1 | 0.22 | 0.47 | 0.68 | 1  |
|   | Internal resistance ( $\Omega$ Max.)        | 40   | 40  | 40   | 20   | 20   | 20 |
| Characteristics at high and low temperature | Percentage of capacitance change            | Within $\pm 30\%$ of the value at 20°C   |     |      |      |      |    |
|   | Internal resistance                         | -40°C : Seven times or less of the value at 20°C<br>85°C : Five times or less of the value at 20°C |     |      |      |      |    |
| Endurance (85°C)                            | Test time                                   | 1000 hours   |     |      |      |      |    |
|   | Percentage of capacitance change            | Within $\pm 30\%$ of the initial measured value  |     |      |      |      |    |
|   | Internal resistance                         | Four times or less of the initial specified value  |     |      |      |      |    |
| Shelf life (85°C)                           | Test time : 1000 hours ; Same as endurance. |  |     |      |      |      |    |
| Applicable standards                        | Conforms to JIS C5160-1 (IEC 62391-1)       |  |     |      |      |      |    |

Outline Drawing

Unit : mm



Part numbering system (example : 5.5V0.22F)

|             |   |                      |   |                          |   |
|-------------|---|----------------------|---|--------------------------|---|
| DHL         | — | 5R5                  | D | 224                      | T |
| Series code |   | Rated voltage symbol |   | Rated capacitance symbol |   |

Part number is refer to following table.

Standard Ratings

| Max. operating voltage (V) | Rated capacitance (F) | ELNA Parts No. | $\phi D \times L$ (mm) |
|----------------------------|-----------------------|----------------|------------------------|
| 5.5                        | 0.047                 | DHL-5R5D473T   | 13.5×9.5               |
| 5.5                        | 0.1                   | DHL-5R5D104T   | 13.5×9.5               |
| 5.5                        | 0.22                  | DHL-5R5D224T   | 13.5×9.5               |
| 5.5                        | 0.47                  | DHL-5R5D474T   | 21.5×9.5               |
| 5.5                        | 0.68                  | DHL-5R5D684T   | 21.5×9.5               |
| 5.5                        | 1                     | DHL-5R5D105T   | 21.5×9.5               |


NOTE : Design, Specifications are subject to change without notice. It is recommended that you shall obtain technical specifications from ELNA to ensure that the component is suitable for your use.

## 5.5V High Temperature, Long Life Capacitors

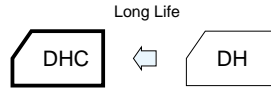
GREEN CAP

85°C

- Guarantees 3000 hours at 85°C, 5.5V (10 years at room temperature).
- It is a category temperature range larger than battery.
- It excels in rapid charge.
- Ideal for backing up of CMOS IC's, microcomputers, RAM's, RTC's for smart meter, outdoor equipment, auto motive and industrial.



Marking color : White print on a Black sleeve

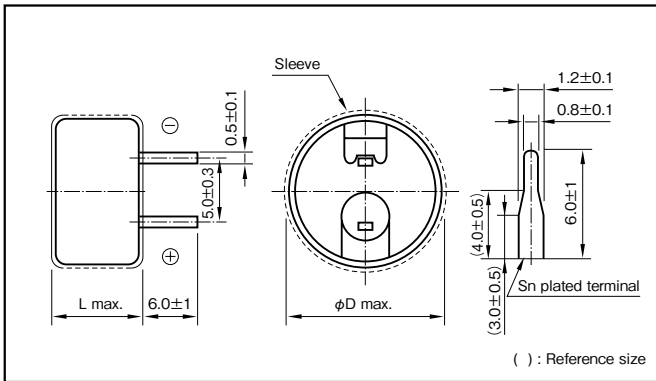


### Specifications

| Item  | Performance                                 |
|---|---|
| Category temperature range (°C)             | -25 to +85                                  |
| Tolerance at rated capacitance (%)          | -20 to +80                                  |
| Internal resistance at 1 kHz                | Rated capacitance (F)                       |
|   | Internal resistance (Ω Max.)                |
| Characteristics at high and low temperature | Percentage of capacitance change            |
|   | Internal resistance                         |
| Endurance (85°C)                            | Test time                                   |
|   | Percentage of capacitance change            |
|   | Internal resistance                         |
| Shelf life (85°C)                           | Test time : 1000 hours ; Same as endurance. |
| Applicable standards                        | Conforms to JIS C5160-1 (IEC 62391-1)       |

### Outline Drawing

Unit : mm



( ) : Reference size

### Part numbering system (example : 5.5V0.22F)

|             |   |                      |   |                          |   |
|-------------|---|----------------------|---|--------------------------|---|
| DHC         | — | 5R5                  | D | 224                      | T |
| Series code |   | Rated voltage symbol |   | Rated capacitance symbol |   |

Part number is refer to following table.

### Standard Ratings


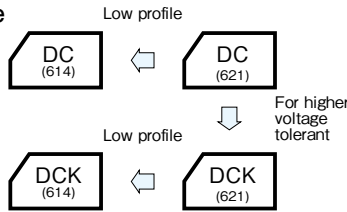
| Max. operating voltage (V) | Rated capacitance (F) | ELNA Parts No. | φD×L (mm) |
|----------------------------|-----------------------|----------------|-----------|
| 5.5                        | 0.047                 | DHC-5R5D473T   | 13.5×9.5  |
| 5.5                        | 0.1                   | DHC-5R5D104T   | 13.5×9.5  |
| 5.5                        | 0.22                  | DHC-5R5D224T   | 13.5×9.5  |
| 5.5                        | 0.47                  | DHC-5R5D474T   | 21.5×9.5  |
| 5.5                        | 0.68                  | DHC-5R5D684T   | 21.5×9.5  |
| 5.5                        | 1                     | DHC-5R5D105T   | 21.5×9.5  |

NOTE : Design, Specifications are subject to change without notice.  
It is recommended that you shall obtain technical specifications from ELNA to ensure that the component is suitable for your use.

Coin Cell Capacitors



- High reliability, Safe and unlike secondary batteries, environmentally friendly devices.
- Unlike batteries, excellent charge and discharge characteristics with no chemical reactions.
- 1.8mm height 614type made lineup in the DC, DCK Series.
- Ideal for backing up of portable device etc.

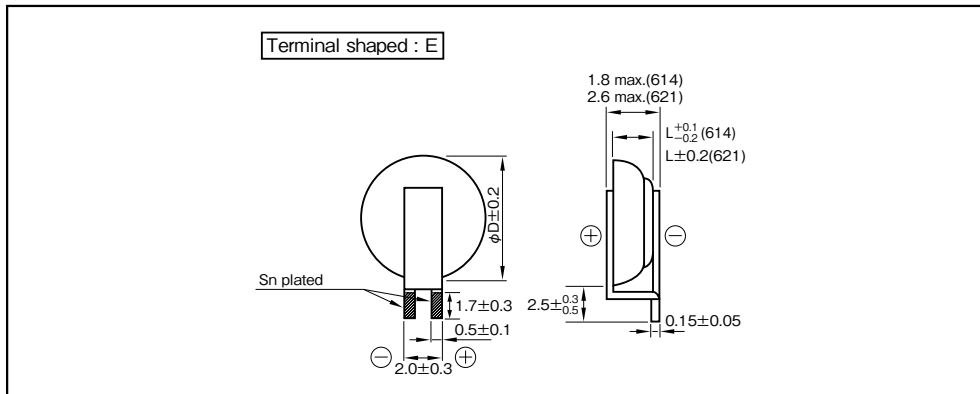


Specifications

| Item  | Performance                           |   |   |                                  |   |   |
|---|---------------------------------------|---|---|----------------------------------|---|---|
|   | Series DC                             |   |   | Series DCK                       |   |   |
| Series Name                                 | Series DC                             |   |   | Series DCK                       |   |   |
| Max. operating voltage (V)                  | 2.5                                   |   |   | 3.3                              |   |   |
| Category temperature range (°C)             | -25 to +70                            |   |   | -10 to +60                       |   |   |
| Tolerance at rated capacitance (%)          | -20 to +80                            |   |   | -20 to +80                       |   |   |
| Internal resistance (Ω) at 1 kHz            | Size code                             | 614                                       | 621                                       | Size code                        | 614   | 621                                       |
|   | Rated capacitance (F)                 | 0.2                                       | 0.33                                      | Rated capacitance (F)            | 0.2   | 0.4                                       |
|   | Internal resistance (ΩMax.)           | 100                                       | 100                                       | Internal resistance (ΩMax.)      | 200   | 200                                       |
| Characteristics at high and low temperature | Size code                             | 614                                       | 621                                       | Size code                        | 614   | 621                                       |
|   | Percentage of capacitance change      | Within ±30% of the value at 20°C          | Within ±30% of the value at 20°C          | Percentage of capacitance change | Within ±50% of the value at 20°C                  | Within ±50% of the value at 20°C          |
|   | Internal resistance                   | Five times or less of the value at 20°C   | Five times or less of the value at 20°C   | Internal resistance              | Five times or less of the initial specified value | Five times or less of the value at 20°C   |
| Endurance                                   | Size code                             | 614                                       | 621                                       | Size code                        | 614   | 621                                       |
|   | Test time and temp                    | 70°C 1000 hours                           | 70°C 500 hours                            | Test time and temp               | 60°C 1000 hours                                   | 60°C 500 hours                            |
|   | Percentage of capacitance change      | Within ±30% of the initial measured value | Within ±40% of the initial measured value | Percentage of capacitance change | Within ±30% of the initial measured value         | Within ±40% of the initial measured value |
|   | Internal resistance                   | 1kΩ Max.                                  | 400Ω Max.                                 | Internal resistance              | 2kΩ Max.  | 800Ω Max.                                 |
| Shelf life                                  | Same as endurance.                    |   |   | Same as endurance.               |   |   |
| Applicable standards                        | Conforms to JIS C5160-1 (IEC 62391-1) |   |   |                                  |   |   |

Outline Drawing

Unit : mm



• Soldering condition of DC or DCK series is only soldering iron. (Soldering conditions are described on page 236.)

Part numbering system (example : 614, 2.5V0.2F, terminal shaped : E)

|             |   |                               |   |                          |   |                   |   |   |
|-------------|---|-------------------------------|---|--------------------------|---|-------------------|---|---|
| DC          | — | 2R5                           | E | 204                      | T | 614               | — | E |
| Series code |   | Max. operating voltage symbol |   | Rated capacitance symbol |   | Additional symbol |   |   |

Part number is refer to following table.

Part numbering system (example : 621, 3.3V0.4F, terminal shaped : E)

|             |   |                               |   |                          |   |                   |   |
|-------------|---|-------------------------------|---|--------------------------|---|-------------------|---|
| DCK         | — | 3R3                           | E | 404                      | T | —                 | E |
| Series code |   | Max. operating voltage symbol |   | Rated capacitance symbol |   | Additional symbol |   |

Part number is refer to following table.

Standard Ratings

| Max. operating voltage (V) | Rated capacitance (F) | ELNA Parts No.    | φD×L (mm) |
|----------------------------|-----------------------|-------------------|-----------|
| 2.5                        | 0.2                   | DC-2R5E204T614-E  | 6.8×1.4   |
| 3.3                        | 0.2                   | DCK-3R3E204T614-E | 6.8×1.4   |
| 2.5                        | 0.33                  | DC-2R5E334T-E     | 6.8×2.1   |
| 3.3                        | 0.4                   | DCK-3R3E404T-E    | 6.8×2.1   |

## Coin Cell Capacitors

GREEN CAP

SMD

70°C

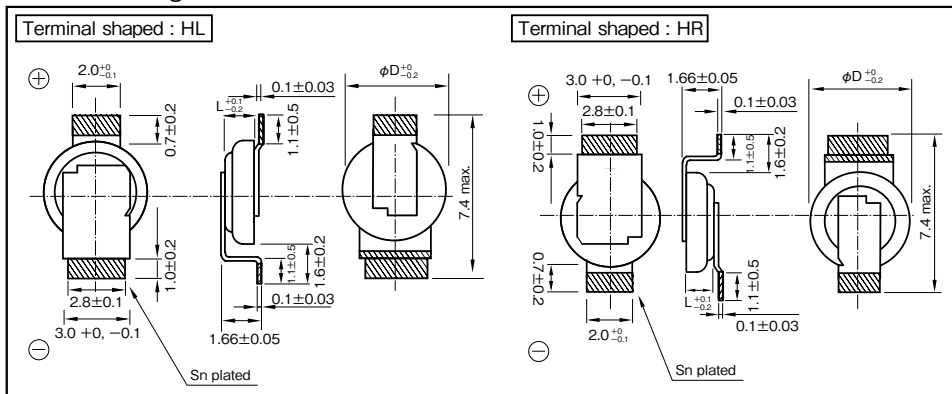
- Reflow soldering method available.
- High reliability, Safe and unlike secondary batteries, environmentally friendly devices.
- Unlike batteries, excellent charge and discharge characteristics with no chemical reactions.
- $\phi 4.8 \times 1.71$  Lmm Max height type made lineup in the DSK series.
- Ideal for backing up of portable device etc.



### Specifications

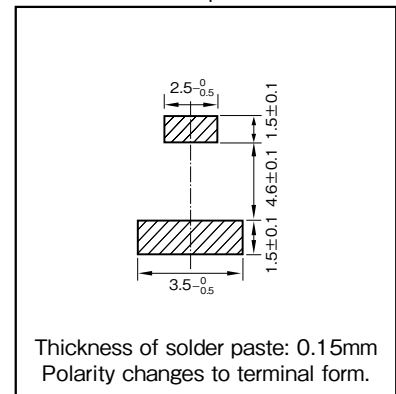
| Item  | Performance                                |   |
|---|--|---|
| Series name                                   | series DSK                                 |   |
| Max. operating voltage (V)                    | 3.3  |   |
| Category temperature range (°C)               | -10 to +70                                 |   |
| Tolerance at rated capacitance (%)            | -20 to +80                                 |   |
| Rated capacitance (F)                         | 0.07                                       |   |
| Internal resistance ( $\Omega$ Max.) at 1 kHz | 100  |   |
| Characteristics at high and low temperature   | Percentage of capacitance change           | Within $\pm 50\%$ of the value at 20°C          |
|   | Internal resistance                        | Ten times or less of the value at 20°C          |
| Endurance (70°C)                              | Test time                                  | 500 hours                                       |
|   | Percentage of capacitance change           | Within $\pm 30\%$ of the initial measured value |
|   | Internal resistance                        | 5k $\Omega$ Max.                                |
| Shelf life (70°C)                             | Test time : 500 hours ; Same as endurance. |   |
| Applicable standards                          | Conforms to JIS C5160-1 (IEC 62391-1)      |   |

### Outline Drawing



Unit : mm

### Recommended land pattern size



\*Please consult with us about other terminal form

| Part numbering system (3.3V0.07F, terminal shaped : HL) |   |                               |   |                          |                   |                               |
|---|---|-------------------------------|---|--------------------------|-------------------|-------------------------------|
| DSK   | — | 3R3                           | H | 703                      | T414              | — HL L                        |
| Series code   |   | Max. operating voltage symbol |   | Rated capacitance symbol | Additional symbol | Terminal shaped Taping symbol |

Part number is refer to following table.


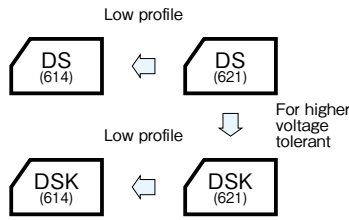
### Standard Ratings

| Max. operating voltage (V) | Rated capacitance (F) | ELNA Parts No.      | $\phi D \times L$ (mm) |
|----------------------------|-----------------------|---------------------|------------------------|
| 3.3                        | 0.07                  | DSK-3R3H703T414-HLL | 4.8 $\times$ 1.4       |
|                            |                       | DSK-3R3H703T414-HRL |                        |

\*Soldering conditions are described on page 235.

**Coin Cell Capacitors** GREEN CAP SMD 60°C / 70°C

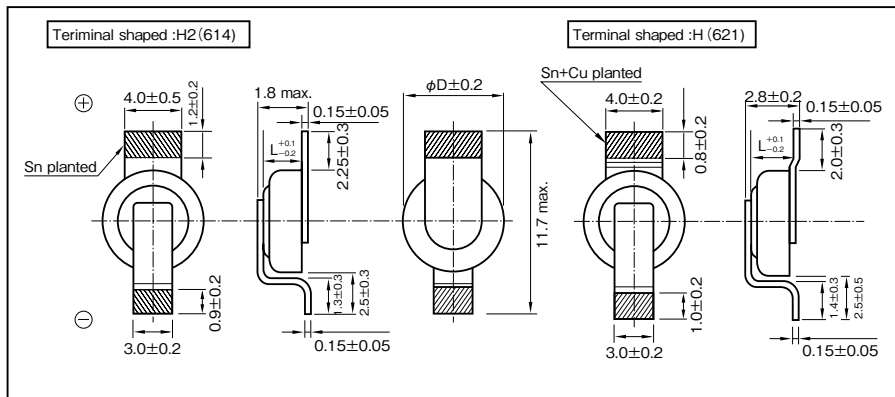
- Reflow soldering method available.
- High reliability, Safe and unlike secondary batteries, environmentally friendly devices.
- Unlike batteries, excellent charge and discharge characteristics with no chemical reactions.
- 1.8Lmm height type 614 made lineup in the DS, DSK series.
- Ideal for backing up of portable device etc.



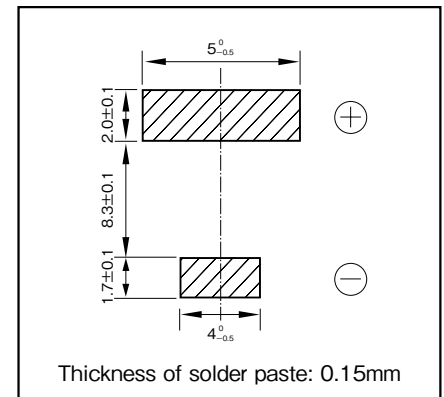
**Specifications**

| Item  | Performance                           |   |   |                                  |   |   |
|---|---------------------------------------|---|---|----------------------------------|---|---|
|   | Series DS                             |   |   | Series DSK                       |   |   |
| Series Name                                 | Series DS                             |   |   | Series DSK                       |   |   |
| Max. operating voltage (V)                  | 2.5                                   |   |   | 3.3                              |   |   |
| Category temperature range (°C)             | -25 to +70                            |   |   | -10 to +60                       |   |   |
| Tolerance at rated capacitance (%)          | -20 to +80                            |   |   | -20 to +80                       |   |   |
| Internal resistance (Ω) at 1 kHz            | Size code                             | 614                                       | 621                                       | Size code                        | 614   | 621                                       |
|   | Rated capacitance (F)                 | 0.2                                       | 0.33                                      | Rated capacitance (F)            | 0.2   | 0.33                                      |
|   | Internal resistance (Ω Max.)          | 100                                       | 100                                       | Internal resistance (Ω Max.)     | 200   | 200                                       |
| Characteristics at high and low temperature | Size code                             | 614                                       | 621                                       | Size code                        | 614   | 621                                       |
|   | Percentage of capacitance change      | Within ±30% of the value at 20°C          | Within ±30% of the value at 20°C          | Percentage of capacitance change | Within ±50% of the value at 20°C                  | Within ±50% of the value at 20°C          |
|   | Internal resistance                   | Five times or less of the value at 20°C   | Five times or less of the value at 20°C   | Internal resistance              | Five times or less of the initial specified value | Five times or less of the value at 20°C   |
| Endurance                                   | Size code                             | 614                                       | 621                                       | Size code                        | 614   | 621                                       |
|   | Test time and temp.                   | 70°C 1000 hours                           | 70°C 500 hours                            | Test time and temp.              | 60°C 1000 hours                                   | 60°C 500 hours                            |
|   | Percentage of capacitance change      | Within ±30% of the initial measured value | Within ±30% of the initial measured value | Percentage of capacitance change | Within ±30% of the initial measured value         | Within ±30% of the initial measured value |
|   | Internal resistance                   | 1kΩ Max.                                  | 400Ω Max.                                 | Internal resistance              | 2kΩ Max.  | 800Ω Max.                                 |
| Shelf life                                  | Same as endurance.                    |   |   | Same as endurance.               |   |   |
| Applicable standards                        | Conforms to JIS C5160-1 (IEC 62391-1) |   |   |                                  |   |   |

**Outline Drawing**



**Recommended land pattern size** Unit : mm



\*Please consult with us about other terminal form.

|   |                               |                          |                   |                 |               |        |
|---|-------------------------------|--------------------------|-------------------|-----------------|---------------|--------|
| Part numbering system (example : 614, 2.5V0.2F, terminal shaped : H2) |                               |                          |                   |                 |               |        |
| DS  | —                             | 2R5                      | H                 | 204             | T614          | — H2 L |
| Series code   | Max. operating voltage symbol | Rated capacitance symbol | Additional symbol | Terminal shaped | Taping symbol |        |

Part number is refer to following table.

|   |                               |                          |                   |                 |               |       |
|---|-------------------------------|--------------------------|-------------------|-----------------|---------------|-------|
| Part numbering system (example: 621, 3.3V0.33F, terminal shaped: H) |                               |                          |                   |                 |               |       |
| DSK   | —                             | 3R3                      | H                 | 334             | U             | — H L |
| Series code   | Max. operating voltage symbol | Rated capacitance symbol | Additional symbol | Terminal shaped | Taping symbol |       |

Part number is refer to following table.

**Standard Ratings**

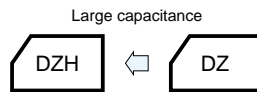
| Max. operating voltage (V) | Rated capacitance (F) | ELNA Parts No.      | φD×L (mm) |
|----------------------------|-----------------------|---------------------|-----------|
| 2.5                        | 0.2                   | DS-2R5H204T614-H2L  | 6.8×1.4   |
| 3.3                        | 0.2                   | DSK-3R3H204T614-H2L | 6.8×1.4   |
| 2.5                        | 0.33                  | DS-2R5H334U-HL      | 6.8×2.1   |
| 3.3                        | 0.33                  | DSK-3R3H334U-HL     | 6.8×2.1   |

\* Soldering conditions are described on page 235.

## Standard, Large Capacitance Type Capacitors

GREEN CAP 60°C / 70°C 2.5V / 2.7V

- Environmentally Friendly : without environmentally hazardous substances such as Cd or Pb.
- Unlike batteries, excellent charge and discharge characteristics with no chemical reactions.



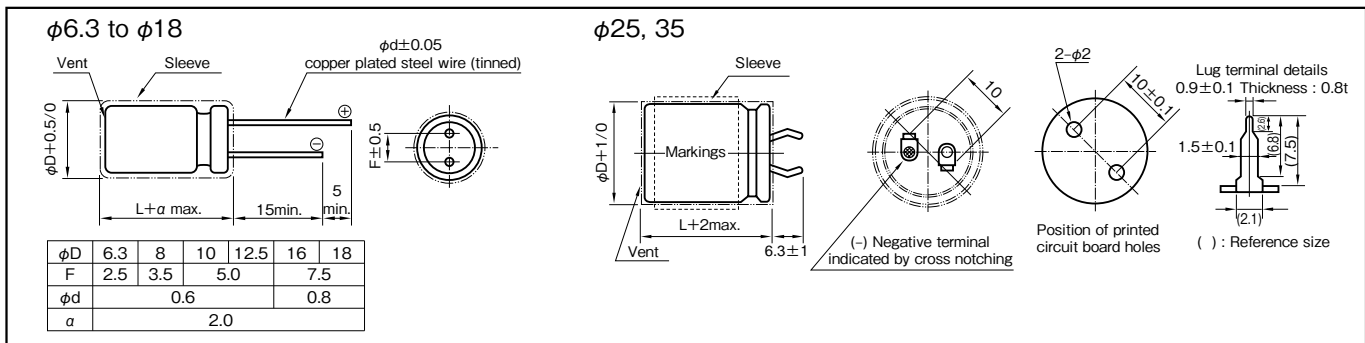
Marking color : White print on a black sleeve

### Specifications

| Item  | Performance                           |   |
|---|---------------------------------------|---|
| Series name                                 | Series DZ                             | Series DZH  |
| Category temperature range (°C)             | -25 to +70                            | -25 to +60  |
| Tolerance at rated capacitance (%)          | -20 to +80                            | -20 to +80  |
| Internal resistance at 1kHz                 | Refer to the following page           |   |
| Characteristics at high and low temperature | Percentage of capacitance change      | Within ±30% of the value at 20°C                  |
|   | Internal resistance                   | Five times or less of the value at 20°C           |
| Endurance                                   | Test temperature                      | 70°C  |
|   | Test time                             | 1000 hours  |
|   | Percentage of capacitance change      | Within ±30% of the initial measured value         |
|   | Internal resistance                   | Four times or less of the initial specified value |
| Shelf life                                  | Same as endurance                     | Same as endurance                                 |
| Applicable standards                        | Conforms to JIS C5160-1 (IEC 62391-1) |   |

### Outline Drawing

Unit : mm



### Part numbering system (example : 2.5V10F)

|             |   |                               |   |                          |               |   |   |                         |
|-------------|---|-------------------------------|---|--------------------------|---------------|---|---|-------------------------|
| DZ          | — | 2R5                           | D | 106                      | (Z6)(S)       | T | — | □                       |
| Series code |   | Max. operating voltage symbol |   | Rated capacitance symbol | Casing symbol |   |   | Taping (Forming) symbol |

Part number is refer to the following page.

**Standard Ratings (Series DZ 2.5V)**

| Max. operating voltage (V) | Rated capacitance (F) | Max. Leakage Current (mA) after 24h | ELNA Parts No. | φD × L (mm) | Internal resistance (Ω max.) at 1kHz | Internal resistance (mΩ) at 1kHz (measurement value) |
|----------------------------|-----------------------|-------------------------------------|----------------|-------------|--------------------------------------|--|
| 2.5                        | 1                     | 0.1                                 | DZ-2R5D105F4T  | 6.3 × 14    | 1.0                                  | 400  |
| 2.5                        | 1                     | 0.1                                 | DZ-2R5D105G3T  | 8 × 12      | 1.0                                  | 200  |
| 2.5                        | 2.7                   | 0.2                                 | DZ-2R5D275G5ST | 8 × 20      | 0.5                                  | 150  |
| 2.5                        | 3.3                   | 0.2                                 | DZ-2R5D335H5T  | 10 × 20     | 0.3                                  | 90   |
| 2.5                        | 4.7                   | 0.3                                 | DZ-2R5D475H5T  | 10 × 20     | 0.2                                  | 80   |
| 2.5                        | 5.6                   | 0.3                                 | DZ-2R5D565H5T  | 10 × 20     | 0.2                                  | 70   |
| 2.5                        | 6.8                   | 0.4                                 | DZ-2R5D685H6T  | 10 × 25     | 0.2                                  | 60   |
| 2.5                        | 10                    | 0.5                                 | DZ-2R5D106H8T  | 10 × 35     | 0.2                                  | 40   |
| 2.5                        | 10                    | 0.5                                 | DZ-2R5D106Z6ST | 12.5 × 25   | 0.2                                  | 40   |
| 2.5                        | 15                    | 0.7                                 | DZ-2R5D156Z8ST | 12.5 × 35   | 0.2                                  | 35   |
| 2.5                        | 15                    | 0.7                                 | DZ-2R5D156J5T  | 16 × 20     | 0.2                                  | 35   |
| 2.5                        | 22                    | 0.8                                 | DZ-2R5D226J6T  | 16 × 25     | 0.2                                  | 30   |
| 2.5                        | 33                    | 0.8                                 | DZ-2R5D336J8T  | 16 × 35.5   | 0.2                                  | 30   |
| 2.5                        | 40                    | 0.8                                 | DZ-2R5D406K9T  | 18 × 40     | 0.2                                  | 30   |
| 2.5                        | 50                    | 1.0                                 | DZ-2R5D506T    | 25 × 40     | 0.08                                 | 20   |
| 2.5                        | 100                   | 1.0                                 | DZ-2R5D107S37T | 25 × 50     | 0.08                                 | 15   |
| 2.5                        | 200                   | 2.0                                 | DZ-2R5D207S57T | 35 × 50     | 0.08                                 | 15   |

We tailor packaged product in series and parallel arrangements according to voltage and capacitance as required.

**Standard Ratings (Series DZ 2.7V)**

| Max. operating voltage (V) | Rated capacitance (F) | Max. Leakage Current (mA) after 24h | ELNA Parts No. | φD × L (mm) | Internal resistance (Ω max.) at 1kHz | Internal resistance (mΩ) at 1kHz (measurement value) |
|----------------------------|-----------------------|-------------------------------------|----------------|-------------|--------------------------------------|--|
| 2.7                        | 1                     | 0.2                                 | DZ-2R7D105F4T  | 6.3 × 14    | 1.0                                  | 400  |
| 2.7                        | 1                     | 0.2                                 | DZ-2R7D105G3T  | 8 × 12      | 1.0                                  | 200  |
| 2.7                        | 2.7                   | 0.3                                 | DZ-2R7D275G5ST | 8 × 20      | 0.5                                  | 150  |
| 2.7                        | 3.3                   | 0.3                                 | DZ-2R7D335H5T  | 10 × 20     | 0.3                                  | 130  |
| 2.7                        | 4.7                   | 0.4                                 | DZ-2R7D475H5T  | 10 × 20     | 0.2                                  | 80   |
| 2.7                        | 5.6                   | 0.4                                 | DZ-2R7D565H5T  | 10 × 20     | 0.2                                  | 70   |
| 2.7                        | 6.8                   | 0.5                                 | DZ-2R7D685H6T  | 10 × 25     | 0.2                                  | 60   |
| 2.7                        | 10                    | 0.6                                 | DZ-2R7D106H8T  | 10 × 35     | 0.2                                  | 40   |
| 2.7                        | 10                    | 0.6                                 | DZ-2R7D106Z6ST | 12.5 × 25   | 0.2                                  | 40   |
| 2.7                        | 15                    | 0.8                                 | DZ-2R7D156Z8ST | 12.5 × 35   | 0.2                                  | 35   |
| 2.7                        | 15                    | 0.8                                 | DZ-2R7D156J6T  | 16 × 25     | 0.2                                  | 35   |
| 2.7                        | 22                    | 1.0                                 | DZ-2R7D226J7T  | 16 × 31.5   | 0.2                                  | 30   |
| 2.7                        | 33                    | 1.0                                 | DZ-2R7D336J9T  | 16 × 40     | 0.2                                  | 30   |

We tailor packaged product in series and parallel arrangements according to voltage and capacitance as required.

**Standard Ratings (Series DZH 2.5V)**

| Max. operating voltage (V) | Rated capacitance (F) | Max. Leakage Current (mA) after 24h | ELNA Parts No.  | φD × L (mm) | Internal resistance (Ω max.) at 1kHz | Internal resistance (mΩ) at 1kHz (measurement value) |
|----------------------------|-----------------------|-------------------------------------|-----------------|-------------|--------------------------------------|--|
| 2.5                        | 22                    | 0.8                                 | DZH-2R5D226Z8ST | 12.5 × 35   | 0.2                                  | 55   |
| 2.5                        | 50                    | 1.0                                 | DZH-2R5D506K9T  | 18 × 40     | 0.08                                 | 30   |
| 2.5                        | 100                   | 2.0                                 | DZH-2R5D107S35T | 25 × 40     | 0.08                                 | 20   |
| 2.5                        | 300                   | 5.0                                 | DZH-2R5D307S57T | 35 × 50     | 0.08                                 | 15   |


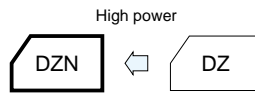
We tailor packaged product in series and parallel arrangements according to voltage and capacitance as required.



## High Power Type Capacitors

GREEN CAP    70°C    Low ESR    2.5V / 2.7V

- Low internal resistance allows boosting charge and heavy-current discharge. (ampere level)
- Environmentally Friendly : without environmentally hazardous substances such as Cd or Pb.
- Unlike batteries, excellent charge and discharge characteristics with no chemical reaction.



Marking color : White print on a blue sleeve

### Specifications

| Item  | Performance                                 |   |
|---|---|---|
| Category temperature range (°C)             | -25 to +70                                  |   |
| Tolerance at rated capacitance (%)          | -20 to +80                                  |   |
| Internal resistance                         | Refer to the following page                 |   |
| Characteristics at high and low temperature | Percentage of capacitance change            | Within ±30% of the value at 20°C                  |
|   | Internal resistance                         | Five times or less of the value at 20°C           |
| Endurance (70°C)                            | Test time                                   | 1000 hours  |
|   | Percentage of capacitance change            | Within ±30% of the initial measured value         |
|   | Internal resistance                         | Four times or less of the initial specified value |
| Shelf life (70°C)                           | Test time : 1000 hours ; Same as endurance. |   |
| Applicable standards                        | Conforms to JIS C5160-1 (IEC 62391-1)       |   |

### Outline Drawing

Unit : mm

**φ6.3 to φ18**

|    |     |     |     |      |     |     |
|----|-----|-----|-----|------|-----|-----|
| φD | 6.3 | 8   | 10  | 12.5 | 16  | 18  |
| F  | 2.5 | 3.5 | 5.0 |      | 7.5 |     |
| φd |     |     | 0.6 |      |     | 0.8 |
| α  |     |     | 2.0 |      |     |     |

**φ25, 35**

(-) Negative terminal indicated by cross notching

Position of printed circuit board holes

( ) : Reference size

### Part numbering system (example : 2.5V10F)

|             |   |                               |   |                          |               |   |   |                         |
|-------------|---|-------------------------------|---|--------------------------|---------------|---|---|-------------------------|
| DZN         | — | 2R5                           | D | 106                      | (Z6)(S)       | T | — | □                       |
| Series code |   | Max. operating voltage symbol |   | Rated capacitance symbol | Casing symbol |   |   | Taping (Forming) symbol |

Part number is refer to the following page.

Standard Ratings (Series DZN 2.5V)

| Max. operating voltage (V) | Rated capacitance (F) | Max. Leakage Current (mA) after 24h | ELNA Parts No.  | φD × L (mm) | Internal resistance (Ω max.) at 1kHz | Internal DC resistance (mΩ Max.) |
|----------------------------|-----------------------|-------------------------------------|-----------------|-------------|--------------------------------------|----------------------------------|
| 2.5                        | 1                     | 0.1                                 | DZN-2R5D105F4T  | 6.3 × 14    | 0.4                                  | 1500                             |
| 2.5                        | 1                     | 0.1                                 | DZN-2R5D105G3T  | 8 × 12      | 0.3                                  | 1000                             |
| 2.5                        | 2.7                   | 0.2                                 | DZN-2R5D275G5ST | 8 × 20      | 0.3                                  | 500                              |
| 2.5                        | 3.3                   | 0.2                                 | DZN-2R5D335H5T  | 10 × 20     | 0.1                                  | 400                              |
| 2.5                        | 4.7                   | 0.3                                 | DZN-2R5D475H5T  | 10 × 20     | 0.1                                  | 400                              |
| 2.5                        | 5.6                   | 0.3                                 | DZN-2R5D565H5T  | 10 × 20     | 0.1                                  | 350                              |
| 2.5                        | 6.8                   | 0.4                                 | DZN-2R5D685H6T  | 10 × 25     | 0.1                                  | 300                              |
| 2.5                        | 10                    | 0.5                                 | DZN-2R5D106H8T  | 10 × 35     | 0.1                                  | 200                              |
| 2.5                        | 10                    | 0.5                                 | DZN-2R5D106Z6ST | 12.5 × 25   | 0.1                                  | 200                              |
| 2.5                        | 15                    | 0.7                                 | DZN-2R5D156Z8ST | 12.5 × 35   | 0.1                                  | 150                              |
| 2.5                        | 15                    | 0.7                                 | DZN-2R5D156J5T  | 16 × 20     | 0.1                                  | 150                              |
| 2.5                        | 22                    | 0.8                                 | DZN-2R5D226J6T  | 16 × 25     | 0.1                                  | 120                              |
| 2.5                        | 33                    | 0.8                                 | DZN-2R5D336J8T  | 16 × 35.5   | 0.1                                  | 100                              |
| 2.5                        | 40                    | 0.8                                 | DZN-2R5D406K9T  | 18 × 40     | 0.1                                  | 75                               |
| 2.5                        | 50                    | 1.0                                 | DZN-2R5D506T    | 25 × 40     | 0.03                                 | 60                               |
| 2.5                        | 100                   | 1.0                                 | DZN-2R5D107S37T | 25 × 50     | 0.03                                 | 50                               |
| 2.5                        | 200                   | 2.0                                 | DZN-2R5D207S57T | 35 × 50     | 0.03                                 | 40                               |

We tailor packaged product in series and parallel arrangements according to voltage and capacitance as required.

Standard Ratings (Series DZN 2.7V)

| Max. operating voltage (V) | Rated capacitance (F) | Max. Leakage Current (mA) after 24h | ELNA Parts No.  | φD × L (mm) | Internal resistance (Ω max.) at 1kHz | Internal DC resistance (mΩ Max.) |
|----------------------------|-----------------------|-------------------------------------|-----------------|-------------|--------------------------------------|----------------------------------|
| 2.7                        | 1                     | 0.2                                 | DZN-2R7D105F4T  | 6.3 × 14    | 0.4                                  | 1500                             |
| 2.7                        | 1                     | 0.2                                 | DZN-2R7D105G3T  | 8 × 12      | 0.3                                  | 1000                             |
| 2.7                        | 2.7                   | 0.3                                 | DZN-2R7D275G5ST | 8 × 20      | 0.3                                  | 500                              |
| 2.7                        | 3.3                   | 0.3                                 | DZN-2R7D335H5T  | 10 × 20     | 0.2                                  | 470                              |
| 2.7                        | 4.7                   | 0.4                                 | DZN-2R7D475H5T  | 10 × 20     | 0.1                                  | 400                              |
| 2.7                        | 5.6                   | 0.4                                 | DZN-2R7D565H5T  | 10 × 20     | 0.1                                  | 350                              |
| 2.7                        | 6.8                   | 0.5                                 | DZN-2R7D685H6T  | 10 × 25     | 0.1                                  | 300                              |
| 2.7                        | 10                    | 0.6                                 | DZN-2R7D106H8T  | 10 × 35     | 0.1                                  | 200                              |
| 2.7                        | 10                    | 0.6                                 | DZN-2R7D106Z6ST | 12.5 × 25   | 0.1                                  | 200                              |
| 2.7                        | 15                    | 0.8                                 | DZN-2R7D156Z8ST | 12.5 × 35   | 0.1                                  | 150                              |
| 2.7                        | 15                    | 0.8                                 | DZN-2R7D156J6T  | 16 × 25     | 0.1                                  | 150                              |
| 2.7                        | 22                    | 1.0                                 | DZN-2R7D226J7T  | 16 × 31.5   | 0.1                                  | 120                              |
| 2.7                        | 33                    | 1.0                                 | DZN-2R7D336J9T  | 16 × 40     | 0.1                                  | 100                              |

We tailor packaged product in series and parallel arrangements according to voltage and capacitance as required.

## High Power, For Low Temperature Type Capacitors

GREEN CAP


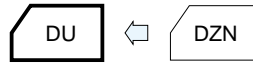
65°C

2.7V

For -40°C

- For Low Temperature (-40°C).
- Environmentally Friendly : without environmentally hazardous substances such as Cd or Pb.
- Unlike batteries, excellent charge and discharge characteristics with no chemical reaction.

For low temperature



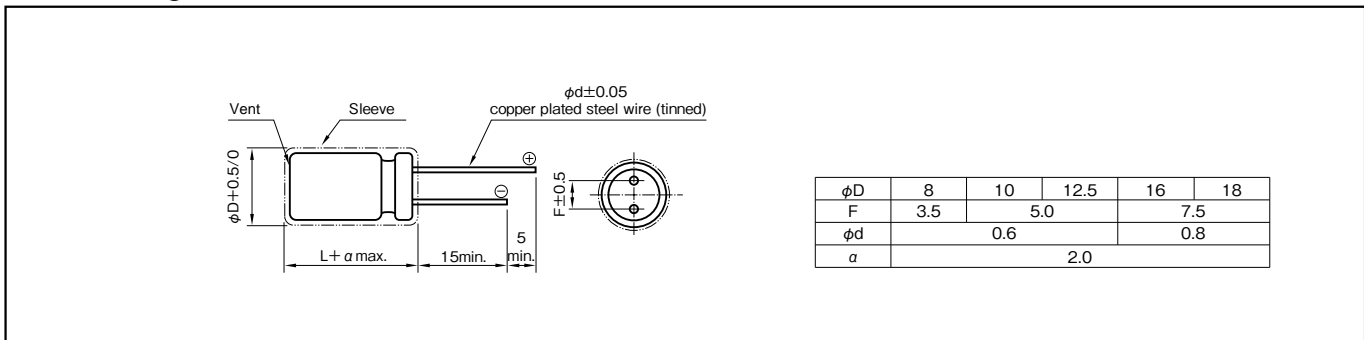
Marking color : White print on a brown sleeve

### Specifications

| Item  | Performance                                 |  |
|---|---|--|
| Category temperature range (°C)             | -40 to +65                                  |  |
| Tolerance at rated capacitance (%)          | -20 to +80                                  |  |
| Internal resistance                         | Refer to the Standard Ratings               |  |
| Characteristics at high and low temperature | Percentage of capacitance change            | Within ±30% of the value at 20°C                   |
|   | Internal resistance                         | Three times or less of the value at 20°C           |
| Endurance (65°C)                            | Test time                                   | 1000 hours   |
|   | Percentage of capacitance change            | Within ±30% of initial measured value              |
|   | Internal resistance                         | Three times or less of the initial specified value |
| Shelf life (65°C)                           | Test time : 1000 hours ; same as endurance. |  |
| Applicable standards                        | Conforms to JIS C5160-1 (IEC 62391-1)       |  |

### Outline Drawing

Unit : mm



### Part numbering system (example : 2.7V10F)

|             |   |                               |   |                          |               |   |   |                         |
|-------------|---|-------------------------------|---|--------------------------|---------------|---|---|-------------------------|
| DU          | — | 2R7                           | D | 106                      | H7            | T | — | □                       |
| Series code |   | Max. operating voltage symbol |   | Rated capacitance symbol | Casing symbol |   |   | Taping (Forming) symbol |

Part number is refer to the following table.

### Standard Ratings

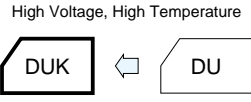
| Max. operating voltage (V) | Rated capacitance (F) | Max. Leakage Current (mA) after 24h | ELNA Parts No. | φD × L (mm) | Internal resistance (mΩ max.) at 1kHz | Internal DC resistance (mΩ Max.) |
|----------------------------|-----------------------|-------------------------------------|----------------|-------------|---------------------------------------|----------------------------------|
| 2.7                        | 1                     | 0.2                                 | DU-2R7D105G3T  | 8 × 12      | 250                                   | 700                              |
| 2.7                        | 3.3                   | 0.3                                 | DU-2R7D335G5T  | 8 × 20      | 75                                    | 200                              |
| 2.7                        | 6.8                   | 0.5                                 | DU-2R7D685H5T  | 10 × 20     | 60                                    | 120                              |
| 2.7                        | 10                    | 0.6                                 | DU-2R7D106H7T  | 10 × 30     | 50                                    | 75                               |
| 2.7                        | 15                    | 0.8                                 | DU-2R7D156Z6T  | 12.5 × 25   | 35                                    | 60                               |
| 2.7                        | 25                    | 1.0                                 | DU-2R7D256J6T  | 16 × 25     | 25                                    | 42                               |
| 2.7                        | 33                    | 1.0                                 | DU-2R7D336J7T  | 16 × 31.5   | 20                                    | 35                               |
| 2.7                        | 50                    | 1.5                                 | DU-2R7D506K9T  | 18 × 40     | 14                                    | 25                               |

NOTE : Design, Specifications are subject to change without notice. It is recommended that you shall obtain technical specifications from ELNA to ensure that the component is suitable for your use.

High Power, For Low Temperature and High Voltage Tolerance Type Capacitors

|           |             |             |           |
|-----------|-------------|-------------|-----------|
| GREEN CAP | 65°C / 85°C | 3.0V / 2.5V | For -40°C |
|-----------|-------------|-------------|-----------|

- For Low Temperature (-40°C), High voltage tolerant (3.0V guaranteed).
- Environmentally Friendly ; without environmentally hazardous substances such as Cd or Pb.
- Unlike batteries, excellent charge and discharge characteristics with no chemical reaction.



Marking color : White print on a brown sleeve

Specifications

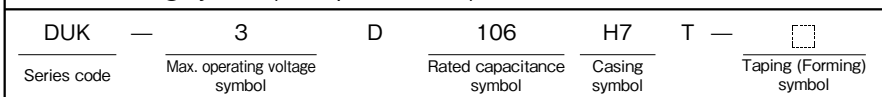
| Item  | Performance  |  |      |              |      |           |            |                                  |   |                     |  |  |                  |      |              |      |           |            |                                  |   |                     |  |
|---|--|--|------|--------------|------|-----------|------------|----------------------------------|---|---------------------|--|--|------------------|------|--------------|------|-----------|------------|----------------------------------|---|---------------------|--|
| Category temperature range (°C)             | -40 to +65   |  |      |              |      |           |            |                                  |   |                     |  |  |                  |      |              |      |           |            |                                  |   |                     |  |
| Expansion category temperature range (°C)   | -40 to +85 (Applied voltage: 2.5 V or less)  |  |      |              |      |           |            |                                  |   |                     |  |  |                  |      |              |      |           |            |                                  |   |                     |  |
| Tolerance at rated capacitance (%)          | -20 to +20   |  |      |              |      |           |            |                                  |   |                     |  |  |                  |      |              |      |           |            |                                  |   |                     |  |
| Internal resistance                         | Refer to the Standard Ratings  |  |      |              |      |           |            |                                  |   |                     |  |  |                  |      |              |      |           |            |                                  |   |                     |  |
| Characteristics at high and low temperature | Percentage of capacitance change   | Within ±30% of the value at 20°C         |      |              |      |           |            |                                  |   |                     |  |  |                  |      |              |      |           |            |                                  |   |                     |  |
|   | Internal resistance  | Three times or less of the value at 20°C |      |              |      |           |            |                                  |   |                     |  |  |                  |      |              |      |           |            |                                  |   |                     |  |
| Endurance                                   | <table border="1"> <tr><td>Test temperature</td><td>65°C</td></tr> <tr><td>Test voltage</td><td>3.0V</td></tr> <tr><td>Test time</td><td>1000 hours</td></tr> <tr><td>Percentage of capacitance change</td><td>Within ±30% of the initial measured value</td></tr> <tr><td>Internal resistance</td><td>Three times or less of the initial specified value</td></tr> </table> | Test temperature                         | 65°C | Test voltage | 3.0V | Test time | 1000 hours | Percentage of capacitance change | Within ±30% of the initial measured value | Internal resistance | Three times or less of the initial specified value | <table border="1"> <tr><td>Test temperature</td><td>85°C</td></tr> <tr><td>Test voltage</td><td>2.5V</td></tr> <tr><td>Test time</td><td>1000 hours</td></tr> <tr><td>Percentage of capacitance change</td><td>Within ±30% of the initial measured value</td></tr> <tr><td>Internal resistance</td><td>Three times or less of the initial specified value</td></tr> </table> | Test temperature | 85°C | Test voltage | 2.5V | Test time | 1000 hours | Percentage of capacitance change | Within ±30% of the initial measured value | Internal resistance | Three times or less of the initial specified value |
|   | Test temperature   | 65°C                                     |      |              |      |           |            |                                  |   |                     |  |  |                  |      |              |      |           |            |                                  |   |                     |  |
| Test voltage                                | 3.0V   |  |      |              |      |           |            |                                  |   |                     |  |  |                  |      |              |      |           |            |                                  |   |                     |  |
| Test time                                   | 1000 hours   |  |      |              |      |           |            |                                  |   |                     |  |  |                  |      |              |      |           |            |                                  |   |                     |  |
| Percentage of capacitance change            | Within ±30% of the initial measured value  |  |      |              |      |           |            |                                  |   |                     |  |  |                  |      |              |      |           |            |                                  |   |                     |  |
| Internal resistance                         | Three times or less of the initial specified value   |  |      |              |      |           |            |                                  |   |                     |  |  |                  |      |              |      |           |            |                                  |   |                     |  |
| Test temperature                            | 85°C   |  |      |              |      |           |            |                                  |   |                     |  |  |                  |      |              |      |           |            |                                  |   |                     |  |
| Test voltage                                | 2.5V   |  |      |              |      |           |            |                                  |   |                     |  |  |                  |      |              |      |           |            |                                  |   |                     |  |
| Test time                                   | 1000 hours   |  |      |              |      |           |            |                                  |   |                     |  |  |                  |      |              |      |           |            |                                  |   |                     |  |
| Percentage of capacitance change            | Within ±30% of the initial measured value  |  |      |              |      |           |            |                                  |   |                     |  |  |                  |      |              |      |           |            |                                  |   |                     |  |
| Internal resistance                         | Three times or less of the initial specified value   |  |      |              |      |           |            |                                  |   |                     |  |  |                  |      |              |      |           |            |                                  |   |                     |  |
| Shelf life (85°C)                           | Test time : 1000hours ; same as endurance.   |  |      |              |      |           |            |                                  |   |                     |  |  |                  |      |              |      |           |            |                                  |   |                     |  |
| Applicable standards                        | Conforms to JIS C5160-1 (IEC 62391-1)  |  |      |              |      |           |            |                                  |   |                     |  |  |                  |      |              |      |           |            |                                  |   |                     |  |

Outline Drawing

Unit : mm

|    |     |     |     |    |
|----|-----|-----|-----|----|
| φD | 8   | 10  | 16  | 18 |
| F  | 3.5 | 5.0 | 7.5 |    |
| φd | 0.6 |     | 0.8 |    |
| a  | 2.0 |     |     |    |

Part numbering system (example : 3V10F)



Part number is refer to the following table.

Standard Ratings

| Max. operating voltage (V) | Rated capacitance (F) | Max. Leakage Current (mA) after 24h | ELNA Parts No. | φD × L (mm) | Internal resistance (mΩ max.) at 1kHz | Internal DC resistance (mΩ Max.) |
|----------------------------|-----------------------|-------------------------------------|----------------|-------------|---------------------------------------|----------------------------------|
| 3                          | 1                     | 0.2                                 | DUK-3D105G3T   | 8 × 12      | 300                                   | 1500                             |
| 3                          | 3.3                   | 0.3                                 | DUK-3D335G5T   | 8 × 20      | 90                                    | 500                              |
| 3                          | 6.8                   | 0.5                                 | DUK-3D685H5T   | 10 × 20     | 70                                    | 250                              |
| 3                          | 10                    | 0.6                                 | DUK-3D106H7T   | 10 × 30     | 55                                    | 150                              |
| 3                          | 15                    | 0.8                                 | DUK-3D156H9T   | 10 × 40     | 40                                    | 120                              |
| 3                          | 25                    | 1.0                                 | DUK-3D256J6T   | 16 × 25     | 30                                    | 75                               |
| 3                          | 33                    | 1.0                                 | DUK-3D336J7T   | 16 × 31.5   | 25                                    | 65                               |
| 3                          | 50                    | 1.5                                 | DUK-3D506K9T   | 18 × 40     | 20                                    | 45                               |

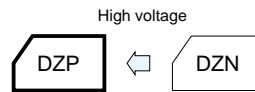
We tailor packaged product in series and parallel arrangements according to voltage and capacitance as required.

NOTE : Design, Specifications are subject to change without notice. It is recommended that you shall obtain technical specifications from ELNA to ensure that the component is suitable for your use.

## Packed Type Capacitors

GREEN CAP 70°C 5.0V

- High-voltage capacitor which connected DZN in series.
- Environmentally Friendly : without environmentally hazardous substances such as Cd or Pb.
- Unlike batteries, excellent charge and discharge characteristics with no chemical reaction.



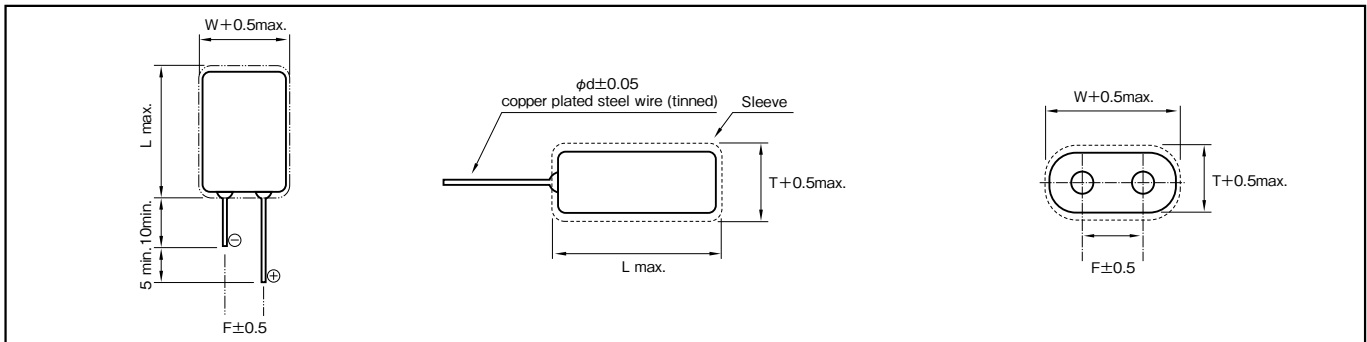
Marking color : White print on a blue sleeve

### Specifications

| Item  | Performance                                |   |
|---|--|---|
| Category temperature range (°C)             | -25 to +70                                 |   |
| Tolerance at rated capacitance (%)          | -20 to +80                                 |   |
| Internal resistance at 1 kHz                | Refer to the Standard Ratings              |   |
| Characteristics at high and low temperature | Percentage of capacitance change           | Within ±30% of the value at 20°C                  |
|   | Internal resistance                        | Five times or less of the value at 20°C           |
| Endurance (70°C)                            | Test time                                  | 1000 hours  |
|   | Percentage of capacitance change           | Within ±30% of the initial measured value         |
|   | Internal resistance                        | Four times or less of the initial specified value |
| Shelf life (70°C)                           | Test time : 1000hours ; same as endurance. |   |
| Applicable standards                        | Conforms to JIS C5160-1 (IEC 62391-1)      |   |

### Outline Drawing

Unit : mm



### Part numbering system (example : 5.0V0.47F)

|             |   |                               |   |                          |               |                 |
|-------------|---|-------------------------------|---|--------------------------|---------------|-----------------|
| DZP         | — | 5                             | V | 474                      | G3 ( )        | NT (S1)         |
| Series code |   | Max. operating voltage symbol |   | Rated capacitance symbol | Casing symbol | Additional code |

Part number is refer to the following table.

### Standard Ratings

| Max. operating voltage (V) | Rated capacitance (F) | Max. Leakage Current (mA) after 24h | ELNA Parts No.   | T × W × L (mm)     | φd  | F    | Internal resistance (Ω max.) at 1kHz | Internal resistance (mΩ) at 1kHz (measurement value) |
|----------------------------|-----------------------|-------------------------------------|------------------|--------------------|-----|------|--------------------------------------|--|
| 5.0                        | 0.47                  | 0.2                                 | DZP-5V474G3NTS1A | 8.5 × 17.0 × 16.0  | 0.6 | 5.1  | 0.6                                  | 300  |
|                            |                       |                                     | DZP-5V474G3NTS1B |                    |     | 12.1 |                                      |  |
| 5.0                        | 1.0                   | 0.3                                 | DZP-5V105G5SNTA  | 8.5 × 17.0 × 24.0  | 0.6 | 5.1  | 0.6                                  | 240  |
|                            |                       |                                     | DZP-5V105G5SNTB  |                    |     | 12.1 |                                      |  |
| 5.0                        | 1.5                   | 0.4                                 | DZP-5V155G5SNTA  | 8.5 × 17.0 × 24.0  | 0.6 | 5.1  | 0.6                                  | 200  |
|                            |                       |                                     | DZP-5V155G5SNTB  |                    |     | 12.1 |                                      |  |
| 5.0                        | 3.3                   | 0.8                                 | DZP-5V335H6NTS1A | 10.5 × 21.0 × 29.0 | 0.6 | 5.5  | 0.2                                  | 100  |
|                            |                       |                                     | DZP-5V335H6NTS1B |                    |     | 15.5 |                                      |  |
| 5.0                        | 4.7                   | 1.0                                 | DZP-5V475H8NTS1A | 10.5 × 21.0 × 39.0 | 0.6 | 5.5  | 0.2                                  | 70   |
|                            |                       |                                     | DZP-5V475H8NTS1B |                    |     | 15.5 |                                      |  |

## 1 Description of Electric Double Layer Capacitor

### 1-1 Basic Concepts

Generally capacitors are constructed with a dielectric placed between opposed electrodes, functioning as capacitors by accumulating charges in the dielectric material. Aluminum electrolytic and tantalum electrolytic capacitors, for example, use an aluminum oxide film and a tantalum oxide film as the dielectric, respectively.

On the other hand, Electric Double Layer Capacitors have no visible dielectric in a general sense but utilize the state referred to as the electric double layer, which is developed naturally on the interface between substances, as the function of dielectric.

### 1-2 Operating Principle

The Electric Double Layer represents the state in which positive and negative charges exist at a very short distance on the boundary where contact occurs between two different substances (e.g. solid and liquid). By externally applying a voltage below a certain voltage to the boundary, higher charges can be accumulated. Accordingly, charge and discharge of electric double layer capacitors utilize adsorption and desorption of ions to the ionic adsorption layer (Electric Double Layer) formed on the electrode surface of the activated carbon used for electrodes.

Applying DC voltage externally across the electrodes of the Electric Double Layer allows almost no passage of current up to a certain voltage, exhibiting a condition like insulation.

However, the application of voltages exceeding the certain voltage causes electrolysis to occur in the electrolyte, resulting in abrupt passage of current.

This voltage determines the resistance of voltage of an Electric Double Layer Capacitor. We use an organic electrolyte and its standard electrolysis occurs at the voltage of about 2.5 to 3V.

### 1-3 Advantages and Disadvantages of Electric Double Layer Capacitor

#### [Advantages]

- (1) Small size and capacitance in farads (F) available by utilizing the activated carbon electrode with a large surface area
- (2) No special charging circuit and constrains during discharge are required.
- (3) No effect on the life through overcharging and overdischarging
- (4) Environmentally clean energy

#### [Disadvantage]

- (1) The life is limited due to the use of electrolyte.
- (2) Series connection is required when used with a low resistance of voltage at a high voltage.
- (3) Cannot be used in AC circuits due to high internal resistance unlike aluminum electrolytic capacitors.

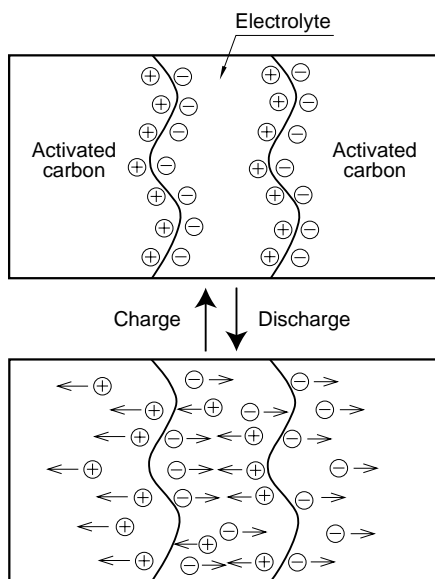


Fig.1 Schematic of Principle of Electric Double Layer Capacitor

**1-4 Construction of DYNACAP**

The series which consists of coin cells is similar to that of coin-type batteries as shown in Fig.2. DYNACAP contains a single cell or two to three cells stacked in series.

Since these series have a large electrode-to-electrode distance and a small electrode area exhibiting a large internal resistance, they are suitable for the memory backup application that involves microcurrent discharge.

The cylindrical cell construction as seen in the DZ and DZN series has the construction similar to that of aluminum electrolytic capacitors as shown in Fig.3.

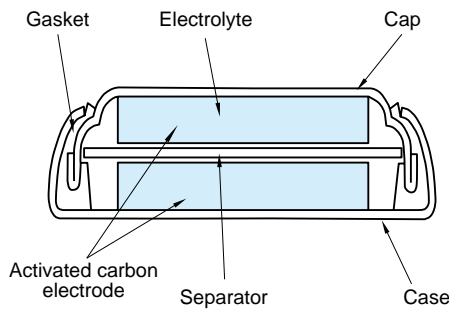


Fig.2 Example of Basic Construction of Coin Cell

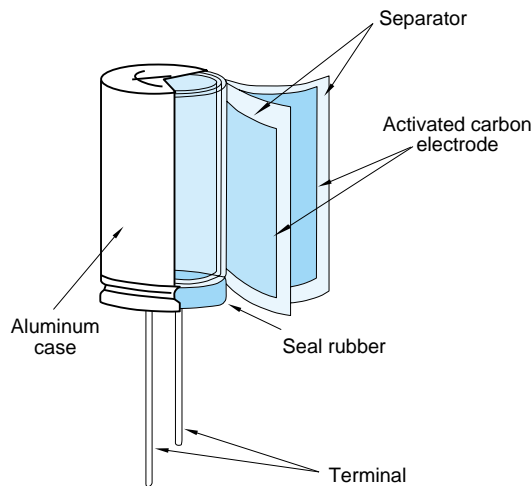


Fig.3 Example of Basic Construction of Cylindrical Cell

These series have a small electrode-to-electrode distance, allowing a large electrode area because of the winding structure. This decreases the internal resistance, which is primary suitable for applications requiring high-power such as motor drive and LED lighting that need high currents.

**2 Description of Life Expectancy**

Generally, the life of Electric Double Layer Capacitors is largely affected by the ambient temperature.

The expected life is approximated by the equation as shown below:

$$L = L_0 \times 2 \left( \frac{T_0 - T}{10} \right)$$

Where,

- L : Expected lifetime at temperature T
- L<sub>0</sub> : Lifetime at temperature T<sub>0</sub>
- T : Expected working temperature
- T<sub>0</sub> : Upper category temperature

Note that the above equation does not cover charge and discharge. In the case of charge and discharge, heat generation occurs inside a capacitor; the temperature rise by this heat generation must also be considered.

The expected life time is a maximum as a guide in terms of deterioration of the sealant.

Coin cell type : about ten years

Cylindrical type : about fifteen years

NOTE : Design, Specifications are subject to change without notice. It is recommended that you shall obtain technical specifications from ELNA to ensure that the component is suitable for your use.

## 3 Calculation Method of Discharge Time

### 3-1 Approximating the Discharge Time of Basic Constant Current Discharge

The discharge time at the constant current of a capacitor can be calculated by the following equation.

$$t = (C \times \Delta V) / I$$

Where,

- t : Discharge time (sec.)
- C : Capacitor capacitance (F)
- $\Delta V$  : Working voltage range (V)
- I : Discharge current (A)

As an example, we calculate the discharge time when a capacitor of the DB series 5.5V 1F is charged with 5V and discharged to 3V at a constant current of 1 mA. Since the working voltage range  $\Delta V$  is 2V from 5 – 3V,  $t = (1F \times 2V) / 0.001A$  from the above equation, and the discharge time can be calculated as 2,000 seconds (about 33 minutes). Note that the actual discharge time may be different because this equation does not cover the effect of the self-discharge and the IR drop by internal resistance described below.

### 3-2 Effect of Self-discharge at Microcurrents

When backup is made by discharge with a micro-current below some  $\mu A$  especially for the memory backup application and the like, the discharge time must be determined while taking into account the self-discharge as shown in Fig.4.

The value closer to the actual discharge curve is obtained by adding the voltage drop through the self-discharge determined from the voltage retention characteristic test to the discharge curve given by calculation.

Note that the value of self-discharge varies by the charge time, charging current and an ambient temperature.

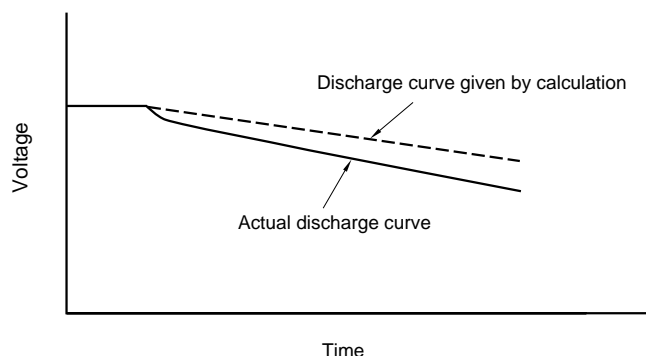


Fig.4 Example of Discharge Curve involving Self-Discharge

### 3-3 Effect of IR Drop at Large Currents

When a large Current discharge and a capacitor with a high internal resistance are used, the effect of IR drop by the product of the internal resistance and the current must be considered as shown in Fig.5.

Moreover, the maximum discharge current of the product (coin cell series) of a memory backup use recommends below 1 mA/F (at 20 °C).

When a large current is required in a very short time, or a large instantaneous current flows at the start of discharge, the voltage drop indicated with  $\Delta V1$  counts. However, when the discharge continues as it is, the discharge curve indicates in a manner showing a slow diffusion and then keeps a constant straight line.

We also make calculation including  $\Delta V2$  of the intersection extending from the initial discharge and the discharge straight line section including the diffusion curve when indicating the DC internal resistance.

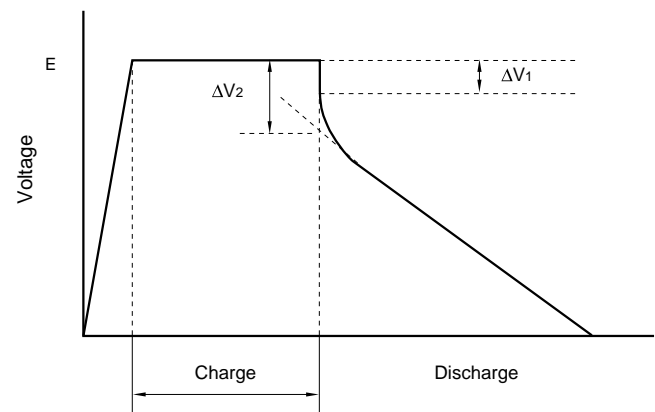


Fig.5 Example of Discharge Curve involving IR Drop

Due to IR drop, the shape of the discharge curve varies by the internal resistance and ambient temperature for each series.



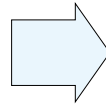
**4 Series-parallel connection packaged products.**

Electric Double Layer Capacitors have a low operating voltage per cell.

To deal with this, ELNA is ready to offer series packaging for high operating voltages to meet to various needs.

Please consult with us on optimization and design.

Packaged item



Example of packaged item

In case of a low voltage (up to about 24 V) for the DZ and DZN series with relatively low capacitance, we are preparing simple packaged products.

No full-scale voltage equalization circuit has been equipped yet, but comparatively low cost and flexible layout can be realized.

**5 Moisture-proof provision**

If a electric double layer capacitor is used in a heat-and-high-humidity environment, the characteristic will deteriorate.

Please consult when using in a heat and high humidlty environment.

**6 Regarding Recovery Voltage**

After charging and then discharging the electric double layer capacitor, and further causing short-circuit to the terminals and leave them alone, the voltage between the two terminals will rise again after some interval. This voltage is called recovery voltage.

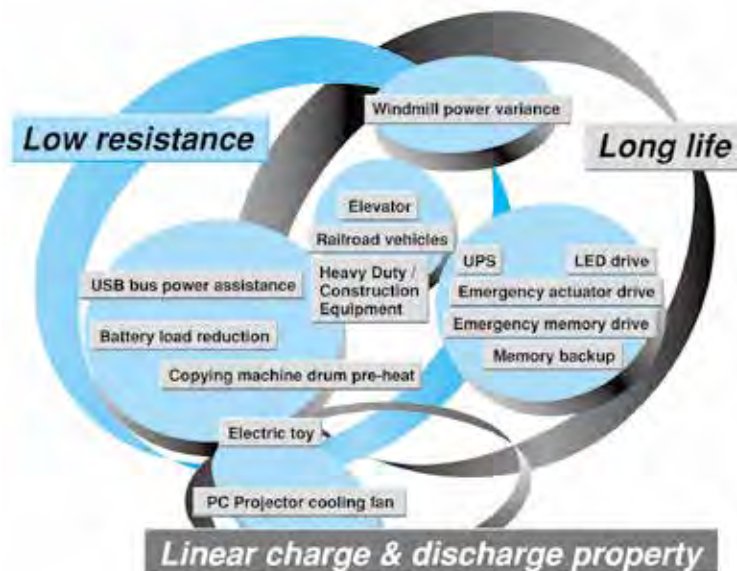
This voltage may cause the bad influence to the low-voltage driven components (CPU, memory, etc.) or damage of the capacitor with soldering.

Discharging before use is safer. It is important especially when using it by series connection.

Moreover, it is possible making the terminals in short-circuit condition at the production stage. Please consult us for adequate procedures.

**7 Applications**

**Features & Benefits of Electric Double Layer Capacitor**



NOTE : Design, Specifications are subject to change without notice. It is recommended that you shall obtain technical specifications from ELNA to ensure that the component is suitable for your use.

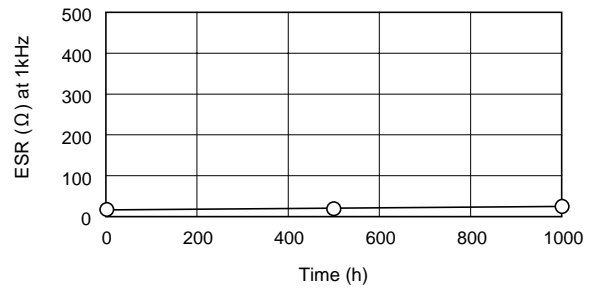
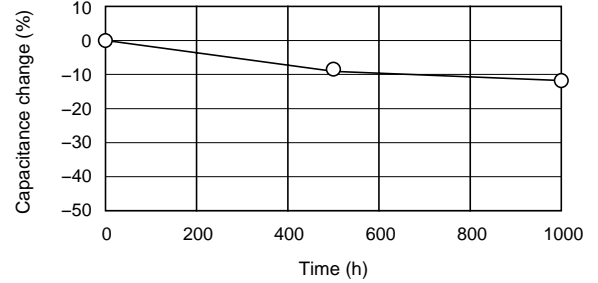
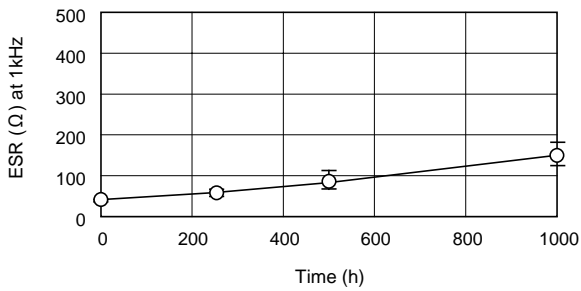
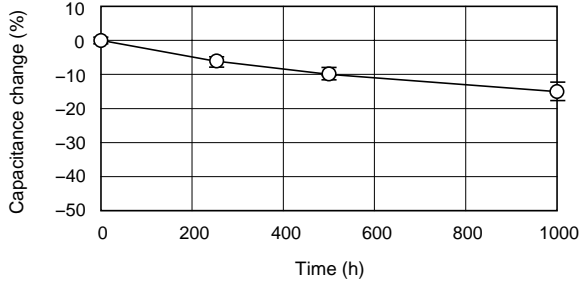
## 7 Electric Characteristics Data

### 7-1 Coin type for memory back-up

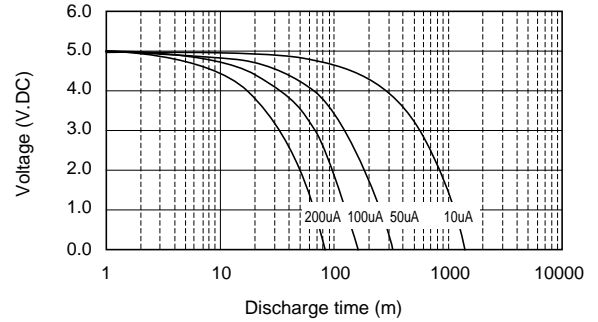
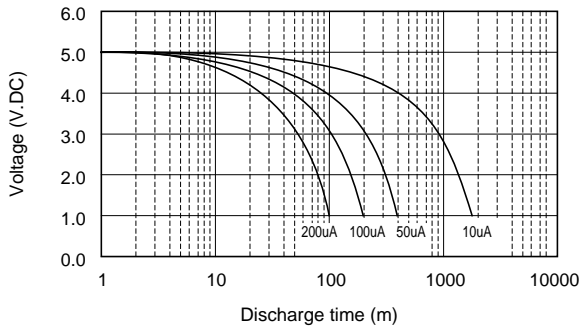
DYNACAP Series DXJ  
5.5V 0.33F/DXJ-5R5H334U  $\phi 11.5 \times 5L$  (mm)

DYNACAP Series DHL  
5.5V 0.22F/DHL-5R5D224T  $\phi 13.5 \times 9.5L$  (mm)

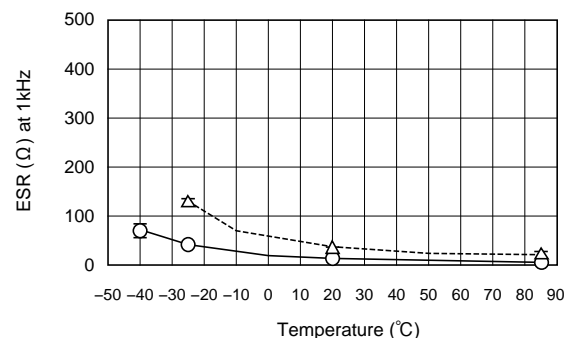
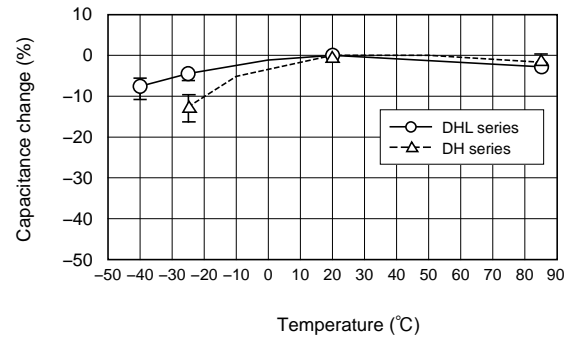
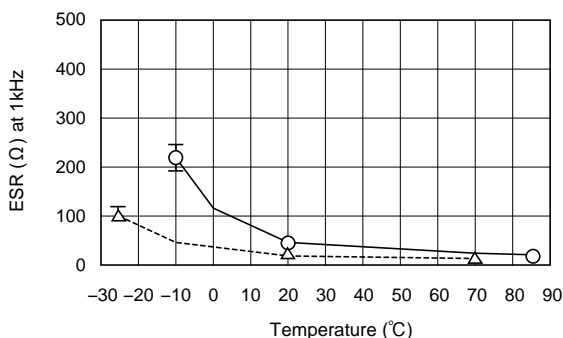
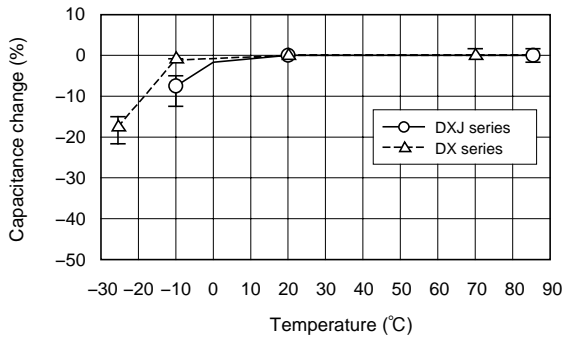
#### ■ Endurance (85°C 5.5V.DC)



#### ■ Discharge characteristics



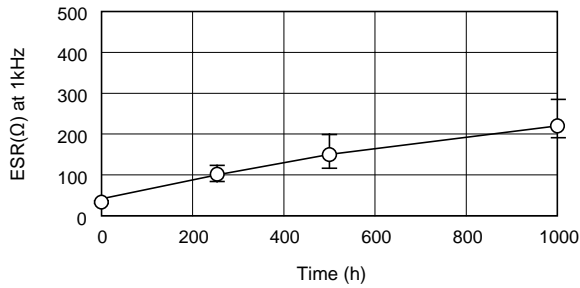
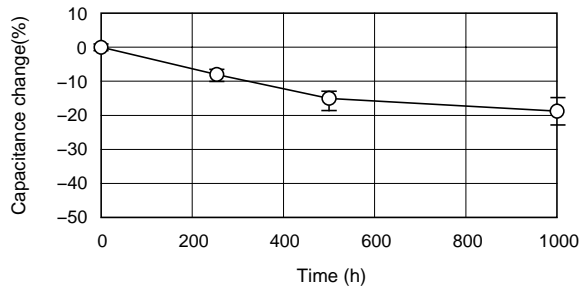
#### ■ Characteristics at high and low temperature



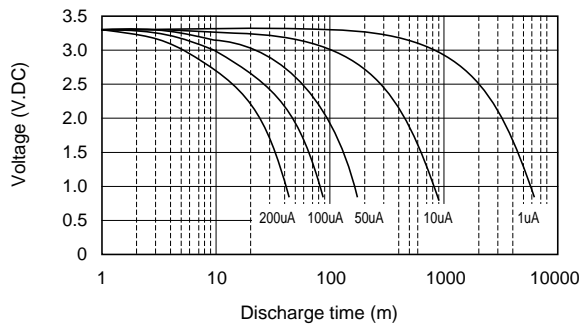
NOTE : Design, Specifications are subject to change without notice.  
It is recommended that you shall obtain technical specifications from ELNA to ensure that the component is suitable for your use.

DYNACAP Series DSK  
3.3V 0.22F/DSK-3R3H224T  $\phi 6.8 \times 2.1L$  (mm)

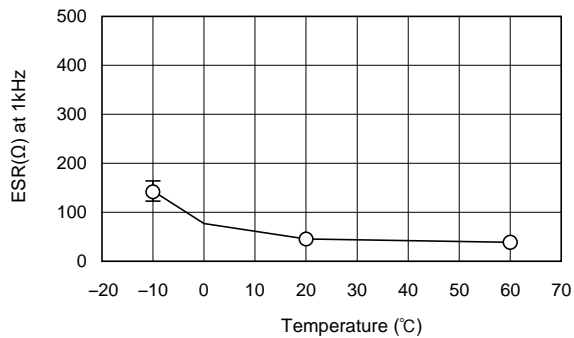
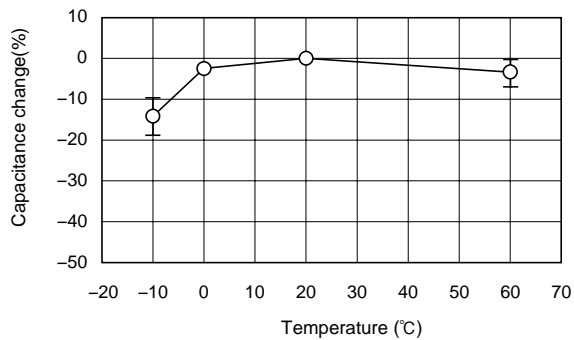
■ Endurance (60°C 3.3V.DC)



■ Discharge characteristics

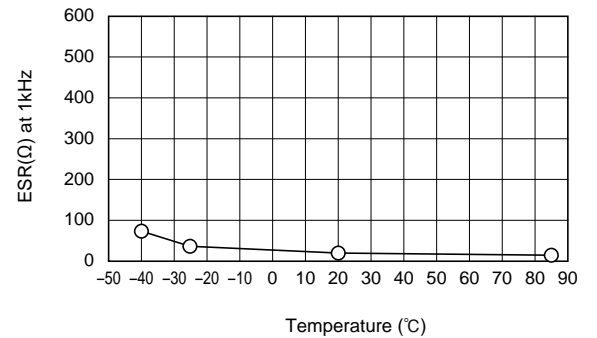
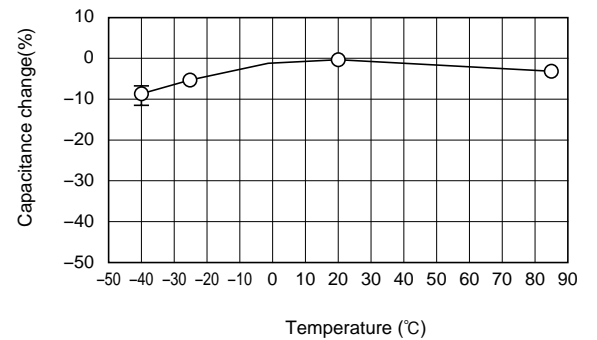
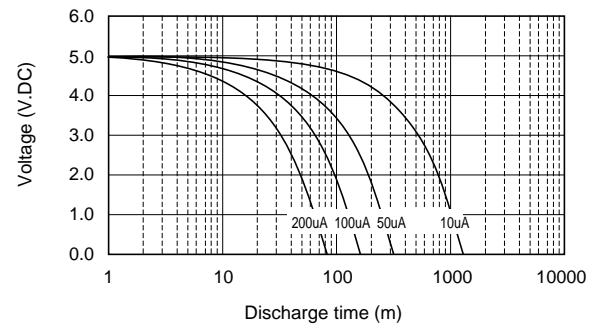
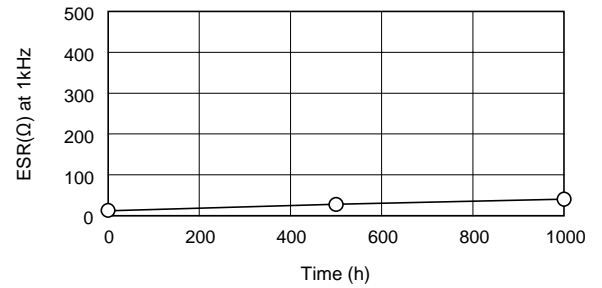
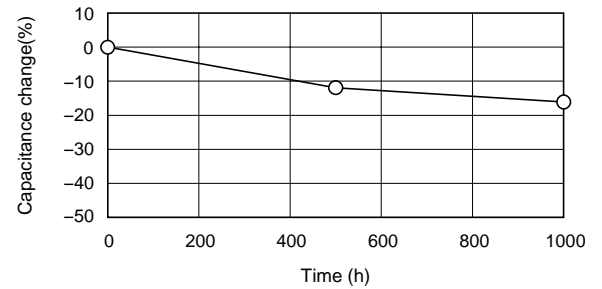


■ Characteristics at high and low temperature



DYNACAP Series DVL  
5.5V 0.22F/DVL-5R5D224T-R5  $\phi 12.5 \times 10.5L$  (mm)

■ Endurance (85°C 5.5V.DC)



NOTE : Design, Specifications are subject to change without notice.  
It is recommended that you shall obtain technical specifications from ELNA to ensure that the component is suitable for your use.

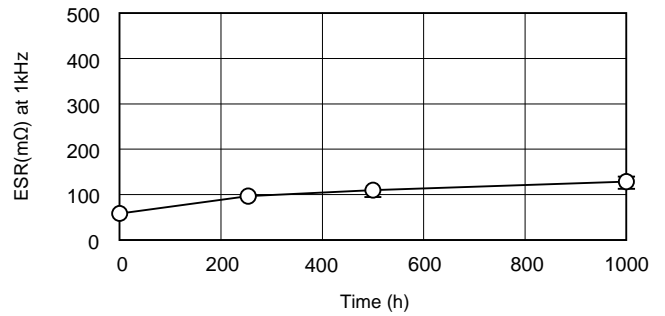
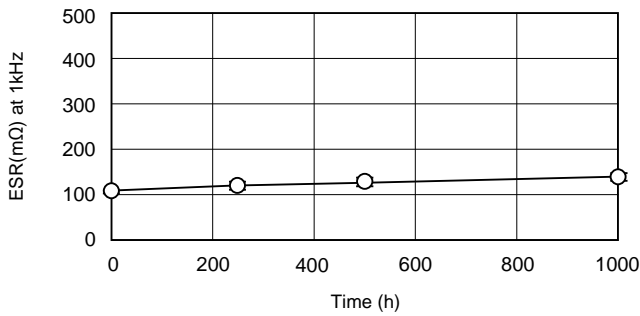
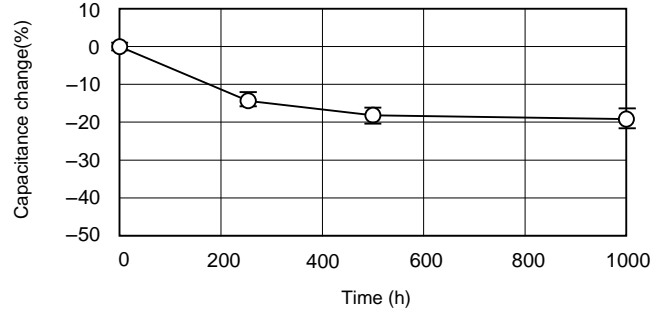
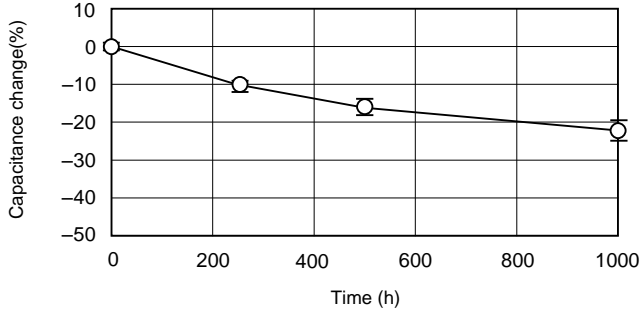
## 7-2 Cylindrical type for power

DYNACAP Series DZN  
2.7V 2.7F/DZN-2R7D275G5T  $\phi 8 \times 20L$  (mm)

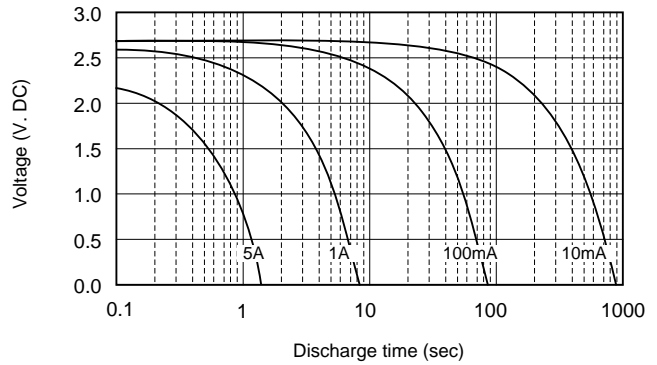
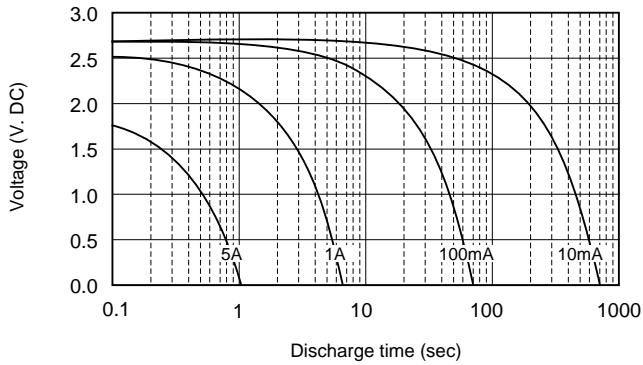
DYNACAP Series DU  
2.7V 3.3F/DU-2R7D335G5T  $\phi 8 \times 20L$  (mm)

### Endurance (70°C 2.7V.DC)

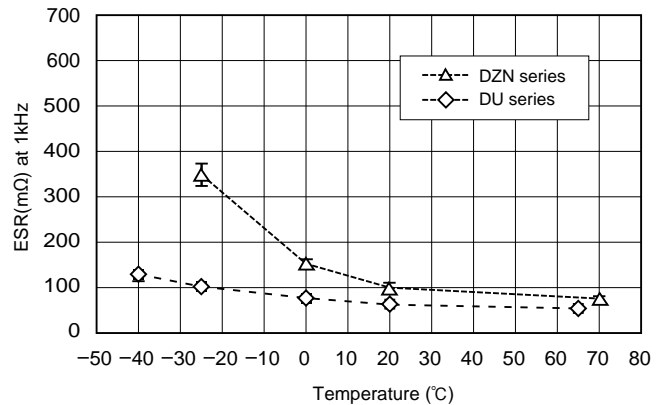
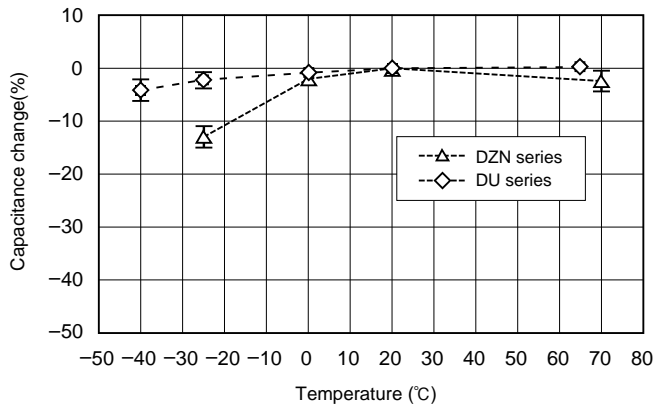
### Endurance (65°C 2.7V.DC)



### Discharge characteristics



### Characteristics at high and low temperature




# ELNA<sup>®</sup>

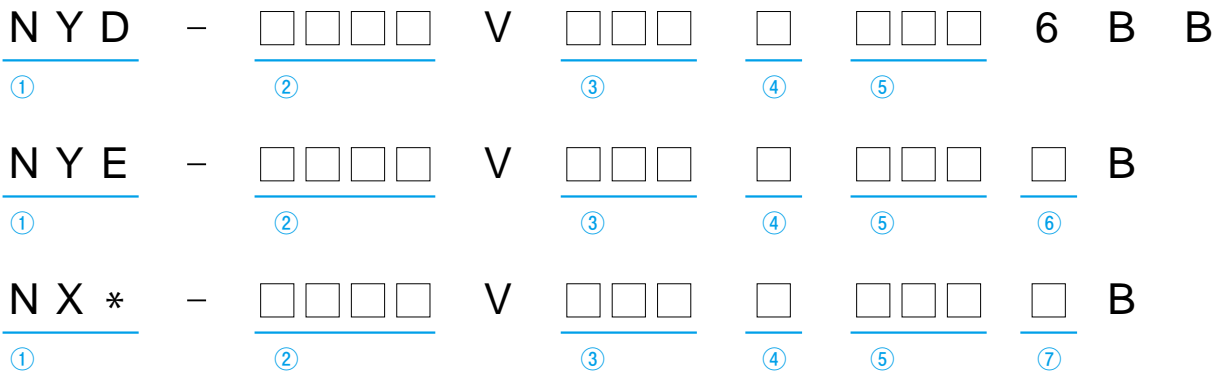
## Plastic Film Capacitors

### List of Contents

- 1. Product Symbol System for Plastic Film Capacitors ..... 274
- 2. Cautions for Plastic Film Capacitors ..... 275
- 3. Specifications for Plastic Film Capacitors by Series ..... 276
- 4. Technical Note for Plastic Film Capacitors ..... 284



### Product Symbol System for Plastic Film Capacitors



① Series code

Please refer to the page of each series.

② Rated voltage

Please refer to the page of each series.

③ Rated capacitance symbol

Example of series NYD, NYE

| Capacitance (μF) | Capacitance symbol | Capacitance (μF) | Capacitance symbol |
|------------------|--------------------|------------------|--------------------|
| 70               | 700                | 420              | 421                |
| 100              | 101                | 440              | 441                |
| 110              | 111                | 450              | 451                |
| 140              | 141                | 480              | 481                |
| 160              | 161                | 550              | 551                |
| 170              | 171                | 610              | 611                |
| 220              | 221                | 700              | 701                |
| 230              | 231                | 750              | 751                |
| 260              | 261                | 940              | 941                |
| 280              | 281                | 970              | 971                |
| 350              | 351                | 1100             | 112                |
| 400              | 401                | 1500             | 152                |

Example of series NXA, NXB

| Capacitance (μF) | Capacitance symbol | Capacitance (μF) | Capacitance symbol |
|------------------|--------------------|------------------|--------------------|
| 0.15             | 154                | 1.3              | 135                |
| 0.2              | 204                | 1.4              | 145                |
| 0.22             | 224                | 1.5              | 155                |
| 0.3              | 304                | 1.6              | 165                |
| 0.33             | 334                | 1.7              | 175                |
| 0.4              | 404                | 1.8              | 185                |
| 0.45             | 454                | 2                | 205                |
| 0.47             | 474                | 2.2              | 225                |
| 0.55             | 554                | 2.5              | 255                |
| 0.56             | 564                | 2.8              | 285                |
| 0.6              | 604                | 3                | 305                |
| 0.65             | 654                | 3.3              | 335                |
| 0.68             | 684                | 3.5              | 355                |
| 0.7              | 704                | 4                | 405                |
| 0.8              | 804                | 4.2              | 425                |
| 0.82             | 824                | 4.5              | 455                |
| 0.85             | 854                | 4.8              | 485                |
| 1                | 105                | 5                | 505                |
| 1.1              | 115                | 6                | 605                |
| 1.2              | 125                | 7                | 705                |

④ Capacitance tolerance symbol

Example

| Contents | symbol |
|----------|--------|
| ±5%      | J      |
| ±10%     | K      |
| ±20%     | M      |

⑤ Casing symbol

Please refer to the page of each series.

⑦ Shape code

Please refer to the page of each series.

⑥ Terminal code

Please refer to the page of each series.

NOTE : Design, Specifications are subject to change without notice.  
 It is recommended that you shall obtain technical specifications from ELNA to ensure that the component is suitable for your use.

## ■ Cautions for Using Film Capacitors

### 1 Operation voltage

The plastic film capacitor varies in the maximum applicable voltage depending on the applied voltage waveform, current waveform frequency, ambient temperature (capacitor surface temperature), capacitance value, etc.

Be sure to use capacitors within the specified values by checking the voltage waveform, current waveform, and frequency applied to them (In the application of high frequency, the permissible voltage varies with the type of the capacitor.

For detail see the specification).

### 2 Operating Current

The pulse (or AC) current flowing through the capacitor is expressed as:  $I=C \times dV/dt$

Due to the fact that dissipation factor of the capacitor will generate the internal heat under the application of high frequency or high pulse current, temperature rise in it will occur and may cause deterioration of with standing voltage, even lead to break down (smoking or firing).

Therefore, the safety use of capacitor must be within the rated voltage(or category voltage)and the permissible current. The rated current must be considered by dividing into pulse current (peak current) and continuous current (rms current) depending on the break down mode, and when using, should make sure the both currents are within the permissible values.

### 3 Calculation of rms in various waveforms

In each waveform, calculate the rms value in the following formula.

|          |                   |              |                   |   |
|----------|-------------------|--------------|-------------------|---|
| type     | 1                 | 2            | 3                 | 4   |
| waveform |                   |              |                   |   |
| (rms)    | $E/\sqrt{2}$      | $E/\sqrt{2}$ | $E/\sqrt{t/(2T)}$ | $E/\sqrt{3}$  |
| type     | 5                 | 6            | 7                 | 8   |
| waveform |                   |              |                   |   |
| (rms)    | $E/\sqrt{t/(3T)}$ | E            | $E/\sqrt{t/T}$    | $\sqrt{\frac{1}{T}(I_1^2 + I_2^2 + I_3^2 + I_4^2)}$ |

### 4 Charging and discharging

Because the charging and discharging current of capacitor is obtained by the product of voltage rise rate (dV/dt) and capacitance, low voltage charging and discharging may also cause deterioration of capacitor such as shorting and open due to sudden charging and discharging current.

When charging and discharging, pass through a resistance of 20Ω/V to 1000Ω/V or more to limit current.

When connecting multiple film capacitors in parallel in withstand voltage test or life test, connect a resistance of 20Ω/V to 1000Ω/V or more in series to each capacitor. (For detail see the specification)

In additional, capacitors must be discharged with resistor before handling.

Because the capacitor hasn't discharge resistor inside, so there is residual but maybe deathful electric energy contained.

### 5 Buzzing noise

Any buzzing noise produced by capacitor is caused by the vibration of the film due to the coulomb force that is generated between the electrodes with opposite poles.

If the wave-form with a high distortion rate or frequency is applied across the capacitor, the buzzing noise will become louder.

But the buzzing noise is of no damage to capacitor.

### 6 Surface over temperature Δθcase

When continuing current flows through the capacitor, the temperature inside the capacitor will rise, induced by accumulated heat.

If the temperature exceeds allowed hot-spot temperature, it might cause a short circuit or fire.

The limits described in the catalogue are not exceeded and it's necessary to check the temperature on the capacitor surface when it works.

### 7 Flame retardation

Although flame retardation epoxy resin or plastic case is used in the coating or encapsulating of plastic film capacitor, continuous outer high temperature or firing will break the coating layer or plastic case of the capacitor, and may lead to melting and firing of the capacitor element.

| Class | flame time (s)                 |            |             |       |                     |
|-------|--------------------------------|------------|-------------|-------|---------------------|
|       | volume (mm <sup>3</sup> ) ≤250 | 250<, ≤500 | 500<, ≤1750 | 1750< | Max. flame time (s) |
| A     | 15                             | 30         | 60          | 120   | 3                   |
| B     | 10                             | 20         | 30          | 60    | 10                  |
| C     | 5                              | 10         | 20          | 30    | 30                  |

### 8 Humid ambient

If used for a long time in a humid ambient, the capacitor might absorb humidity and oxidize the electrodes causing breakage of the capacitor.

If case of AC application, high humidity would increase the corona effect. This phenomenon causes a drop of capacitance and a increase of capacitor losses.

### 9 Storage conditions

1) Capacitors may not be stored in corrosive atmospheres, particularly not when chlorides, sulfides, acids, lye, salts, organic solvents or similar substances are present.

2) It shouldn't be located in particularly high temperature and high humidity, it must submit to the following conditions(unchanging primal package):

Temperature : ≤35°C

Humidity : ≤80% RH, no dew allowed on the capacitor.

Storage time: ≤24 months (from the date marked on the capacitor's body or the label glued to the package)

## For DC-Link Circuits Capacitors

85°C

DC-LINK

- Used in DC-Link circuits, can replace electrolytic capacitor.
- PP film design, good temperature characteristics, stable capacity, low ESR, high ripple current handing capabilities, low Ls, long life.
- Aluminum case, filled with fire-retardant resin.
- Self-healing property.
- Used in Inverters of wind power and solar power, HEV or EV, welders, elevators, Motor Driver systems.

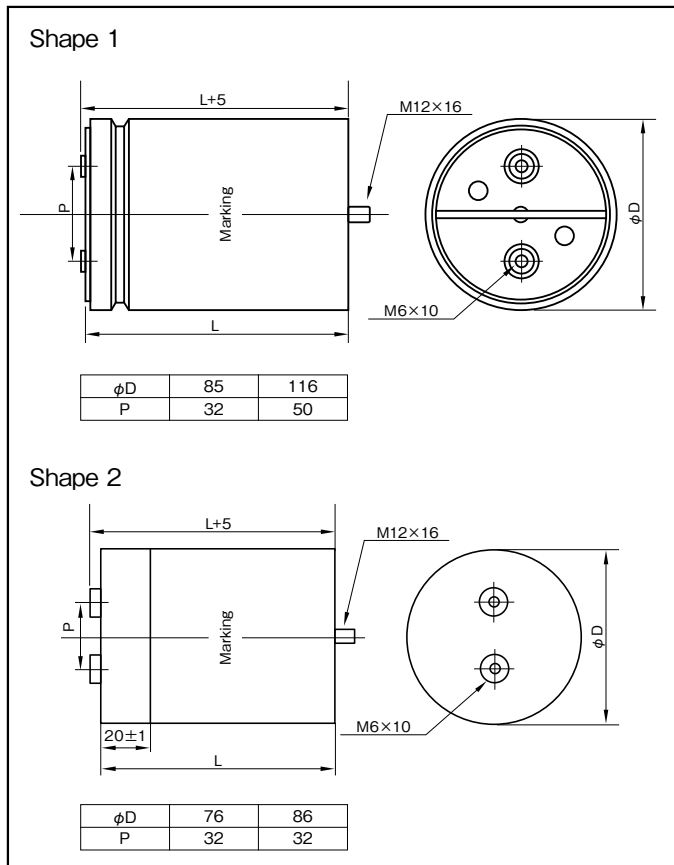


### Specifications

| Item                               | Performance                                   |  |
|------------------------------------|---|--|
| Category temperature range (°C)    | - 55 to +85 (at Hotspot in capacitor)         |  |
| Tolerance at rated capacitance (%) | ±5, ±10 (20°C, 50 to 120Hz)                   |  |
| Over Voltage                       | Rated voltage × 1.1                           | 30% of on-load-duration  |
|                                    | Rated voltage × 1.15                          | 30 min/day   |
|                                    | Rated voltage × 1.2                           | 5 min/day  |
|                                    | Rated voltage × 1.3                           | 1 min/day  |
|                                    | Rated voltage × 1.5                           | 30 ms every time, 100ms/day  |
| Dielectric Dissipation Factor      | 2×10 <sup>-4</sup> or less                    |  |
| Life Expectancy                    | 100000 hours (at Hotspot in capacitor = 70°C) |  |
| Failure Rate                       | 50Fit   |  |
| Withstanding DC Voltage            | Between Terminals                             | Rated voltage × 1.5 10s  |
|                                    | Between Terminals and Case                    | (2x(Ratef voltage)/√2)+1000 or 3000 VAC whichever is lager 10 s (20°C, 50Hz) |
| Insulation Resistance              | 5000MΩ·µF or more (20°C, 100V DC, 1min)       |  |
| Reference Standard                 | IEC 61071                                     |  |

### Outline Drawing

Unit : mm



### Part numbering system (example : 1100V420µF)

|             |   |                      |                          |                              |               |                 |
|-------------|---|----------------------|--------------------------|------------------------------|---------------|-----------------|
| NYD         | — | 1100 V               | 421                      | K                            | F(S)D6        | 6BB             |
| Series code |   | Rated voltage symbol | Rated capacitance symbol | Capacitance tolerance symbol | Casing symbol | Optional symbol |



Standard Ratings

| Rated voltage<br>Ur (V) | Rated capacitance<br>Cr (µF) | Case (mm) |     | Casing symbol | Maximum current<br>I max (Arms) | Thermal resistance<br>Rth (K/W) | Maximum peak current<br>Î (A) | Series resistance<br>Rs (mΩ) | Self-inductance<br>Ls (nH) | ELNA Parts No.       |
|-------------------------|------------------------------|-----------|-----|---------------|---------------------------------|---------------------------------|-------------------------------|------------------------------|----------------------------|----------------------|
|                         |                              | φD        | L   |               |                                 |                                 |                               |                              |                            |                      |
| 800                     | 350                          | 76        | 120 | EC0           | 60                              | 4.7                             | 3500                          | 2.4                          | 60                         | NYD-800V351*EC06BB   |
|                         | 400                          | 76        | 136 | ED6           | 56                              | 4.6                             | 3600                          | 2.8                          | 60                         | NYD-800V401*ED66BB   |
|                         | 480                          | 85        | 120 | FC0           | 61                              | 4.7                             | 3840                          | 2.3                          | 60                         | NYD-800V481*FC06BB   |
|                         |                              | 86        | 120 | FSC0          | 61                              | 4.7                             | 3840                          | 2.3                          | 60                         | NYD-800V481*FSC06BB  |
|                         | 550                          | 85        | 136 | FD6           | 58                              | 4.6                             | 3850                          | 2.6                          | 60                         | NYD-800V551*FD66BB   |
|                         |                              | 86        | 136 | FSD6          | 58                              | 4.6                             | 3850                          | 2.6                          | 60                         | NYD-800V551*FSD66BB  |
|                         | 970                          | 116       | 120 | HC0           | 69                              | 5                               | 5820                          | 1.7                          | 60                         | NYD-800V971*HC06BB   |
|                         | 1000                         | 85        | 225 | FM5           | 79                              | 4                               | 6000                          | 1.6                          | 80                         | NYD-800V102*FM56BB   |
|                         |                              | 86        | 225 | FSM5          | 79                              | 4                               | 6000                          | 1.6                          | 80                         | NYD-800V102*FSM56BB  |
| 1100                    | 116                          | 136       | HD6 | 67            | 4.9                             | 6600                            | 1.8                           | 60                           | NYD-800V112*HD66BB         |                      |
| 1900                    | 116                          | 230       | HNO | 100           | 2.7                             | 11400                           | 1.4                           | 80                           | NYD-800V192*HNO6BB         |                      |
| 900                     | 350                          | 76        | 120 | EC0           | 54                              | 4.7                             | 3500                          | 2.9                          | 60                         | NYD-900V351*EC06BB   |
|                         | 400                          | 76        | 136 | ED6           | 51                              | 4.6                             | 3600                          | 3.3                          | 60                         | NYD-900V401*ED66BB   |
|                         | 480                          | 85        | 120 | FC0           | 55                              | 4.7                             | 3840                          | 2.8                          | 60                         | NYD-900V481*FC06BB   |
|                         |                              | 86        | 120 | FSC0          | 55                              | 4.7                             | 3840                          | 2.8                          | 60                         | NYD-900V481*FSC06BB  |
|                         | 550                          | 85        | 136 | FD6           | 53                              | 4.6                             | 3850                          | 3.1                          | 60                         | NYD-900V551*FD66BB   |
|                         |                              | 86        | 136 | FSD6          | 53                              | 4.6                             | 3850                          | 3.1                          | 60                         | NYD-900V551*FSD66BB  |
|                         | 970                          | 116       | 120 | HC0           | 60                              | 5                               | 5820                          | 2.2                          | 60                         | NYD-900V971*HC06BB   |
|                         | 1000                         | 85        | 225 | FM5           | 69                              | 4                               | 6000                          | 2.1                          | 80                         | NYD-900V102*FM56BB   |
|                         |                              | 86        | 225 | FSM5          | 69                              | 4                               | 6000                          | 2.1                          | 80                         | NYD-900V102*FSM56BB  |
| 1100                    | 116                          | 136       | HD6 | 60            | 4.9                             | 6600                            | 2.3                           | 60                           | NYD-900V112*HD66BB         |                      |
| 1900                    | 116                          | 230       | HNO | 88            | 2.7                             | 11400                           | 1.9                           | 80                           | NYD-900V192*HNO6BB         |                      |
| 1100                    | 170                          | 76        | 95  | E95           | 50                              | 5.6                             | 1700                          | 3                            | 60                         | NYD-1100V171*E956BB  |
|                         | 230                          | 76        | 120 | EC0           | 50                              | 4.7                             | 1840                          | 3.4                          | 60                         | NYD-1100V231*EC06BB  |
|                         | 240                          | 85        | 95  | F95           | 56                              | 5.1                             | 1920                          | 2.5                          | 60                         | NYD-1100V241*F956BB  |
|                         |                              | 86        | 95  | FS95          | 56                              | 5.1                             | 1920                          | 2.5                          | 60                         | NYD-1100V241*FS956BB |
|                         | 260                          | 76        | 136 | ED6           | 50                              | 4.6                             | 2080                          | 3.6                          | 60                         | NYD-1100V261*ED66BB  |
|                         | 310                          | 85        | 120 | FC0           | 57                              | 4.7                             | 2480                          | 2.6                          | 60                         | NYD-1100V311*FC06BB  |
|                         |                              | 86        | 120 | FSC0          | 57                              | 4.7                             | 2480                          | 2.6                          | 60                         | NYD-1100V311*FSC06BB |
|                         | 350                          | 76        | 175 | EH5           | 68                              | 4.3                             | 2800                          | 2                            | 80                         | NYD-1100V351*EH56BB  |
|                         | 420                          | 85        | 136 | FD6           | 56                              | 4.6                             | 3360                          | 2.8                          | 60                         | NYD-1100V421*FD66BB  |
|                         |                              | 86        | 136 | FSD6          | 56                              | 4.6                             | 3360                          | 2.8                          | 60                         | NYD-1100V421*FSD66BB |
|                         | 420                          | 85        | 155 | FF5           | 75                              | 4.5                             | 4200                          | 1.6                          | 60                         | NYD-1100V421*FF56BB  |
|                         |                              | 86        | 155 | FSF5          | 75                              | 4.5                             | 4200                          | 1.6                          | 60                         | NYD-1100V421*FSF56BB |
|                         | 450                          | 116       | 95  | H95           | 61                              | 5.4                             | 4500                          | 2                            | 60                         | NYD-1100V451*H956BB  |
|                         | 480                          | 85        | 175 | FH5           | 72                              | 4.3                             | 4800                          | 1.8                          | 80                         | NYD-1100V481*FH56BB  |
|                         |                              | 86        | 175 | FSH5          | 72                              | 4.3                             | 4800                          | 1.8                          | 80                         | NYD-1100V481*FSH56BB |
|                         | 600                          | 85        | 225 | FM5           | 71                              | 4                               | 6000                          | 2                            | 80                         | NYD-1100V601*FM56BB  |
|                         |                              | 86        | 225 | FSM5          | 71                              | 4                               | 6000                          | 2                            | 80                         | NYD-1100V601*FSM56BB |
|                         | 610                          | 116       | 120 | HC0           | 60                              | 5                               | 4880                          | 2.2                          | 60                         | NYD-1100V611*HC06BB  |
|                         | 680                          | 116       | 136 | HD6           | 58                              | 4.9                             | 5440                          | 2.4                          | 60                         | NYD-1100V681*HD66BB  |
| 940                     | 116                          | 175       | HH5 | 99            | 3.4                             | 8460                            | 1.2                           | 80                           | NYD-1100V941*HH56BB        |                      |
| 1100                    | 116                          | 230       | HNO | 100           | 2.7                             | 9900                            | 1.3                           | 80                           | NYD-1100V112*HNO6BB        |                      |
| 1200                    | 116                          | 230       | HNO | 100           | 2.7                             | 10800                           | 1.3                           | 80                           | NYD-1100V122*HNO6BB        |                      |
| 1200                    | 220                          | 76        | 136 | ED6           | 46                              | 4.6                             | 2200                          | 4.2                          | 60                         | NYD-1200V221*ED66BB  |
|                         | 300                          | 85        | 136 | FD6           | 50                              | 4.6                             | 3000                          | 3.5                          | 60                         | NYD-1200V301*FD66BB  |
|                         |                              | 86        | 136 | FSD6          | 50                              | 4.6                             | 3000                          | 3.5                          | 60                         | NYD-1200V301*FSD66BB |
|                         | 450                          | 116       | 136 | HD6           | 54                              | 4.9                             | 4050                          | 2.8                          | 60                         | NYD-1200V451*HD66BB  |
|                         | 470                          | 86        | 225 | HM5           | 67                              | 4                               | 4230                          | 2.2                          | 80                         | NYD-1200V471*FSM56BB |
| 1300                    | 100                          | 76        | 95  | E95           | 46                              | 5.6                             | 1400                          | 3.4                          | 60                         | NYD-1300V101*E956BB  |
|                         | 160                          | 76        | 120 | EC0           | 50                              | 4.7                             | 1920                          | 3.6                          | 60                         | NYD-1300V161*EC06BB  |
|                         | 160                          | 85        | 95  | F95           | 53                              | 5.1                             | 2240                          | 2.8                          | 60                         | NYD-1300V161*F956BB  |
|                         |                              | 86        | 95  | FS95          | 53                              | 5.1                             | 2240                          | 2.8                          | 60                         | NYD-1300V161*FS956BB |
|                         | 220                          | 85        | 120 | FC0           | 53                              | 4.7                             | 2640                          | 3                            | 60                         | NYD-1300V221*FC06BB  |
|                         |                              | 86        | 120 | FSC0          | 53                              | 4.7                             | 2640                          | 3                            | 60                         | NYD-1300V221*FSC06BB |
|                         | 310                          | 116       | 95  | H95           | 58                              | 5.4                             | 3720                          | 2.2                          | 60                         | NYD-1300V311*H956BB  |
|                         | 310                          | 85        | 175 | FH5           | 45                              | 4.3                             | 3720                          | 4.9                          | 60                         | NYD-1300V311*FH56BB  |
|                         |                              | 86        | 175 | FSH5          | 45                              | 4.3                             | 3720                          | 4.9                          | 60                         | NYD-1300V311*FSH56BB |
|                         | 420                          | 116       | 120 | HC0           | 57                              | 5                               | 4200                          | 2.5                          | 60                         | NYD-1300V421*HC06BB  |
|                         | 470                          | 85        | 225 | FM5           | 65                              | 4                               | 4700                          | 2.4                          | 80                         | NYD-1300V471*FM56BB  |
|                         |                              | 86        | 225 | FSM5          | 65                              | 4                               | 4700                          | 2.4                          | 80                         | NYD-1300V471*FSM56BB |
|                         | 620                          | 116       | 175 | HH5           | 92                              | 3.4                             | 5580                          | 1.4                          | 80                         | NYD-1300V621*HH56BB  |
| 800                     | 116                          | 230       | HNO | 95            | 2.7                             | 6400                            | 1.5                           | 80                           | NYD-1300V801*HNO6BB        |                      |
| 1500                    | 400                          | 116       | 155 | HF5           | 85                              | 4.3                             | 4000                          | 1.3                          | 60                         | NYD-1500V401*HF56BB  |

(Note) \* : If tolerance at rated capacitance is 5% = J, 10% = K

## For DC-Link Circuits Capacitors

85°C DC-LINK

- Used in DC-Link circuits, can replace electrolytic capacitor.
- PP film design, good temperature characteristics, stable capacity, low ESR, high ripple current handing capabilities, low Ls, long life.
- Plastic case , filled with fire-retardant resin.
- Self-healing property.
- Used in Inverters of wind power and solar power, welders, elevators, Motor Driver systems.

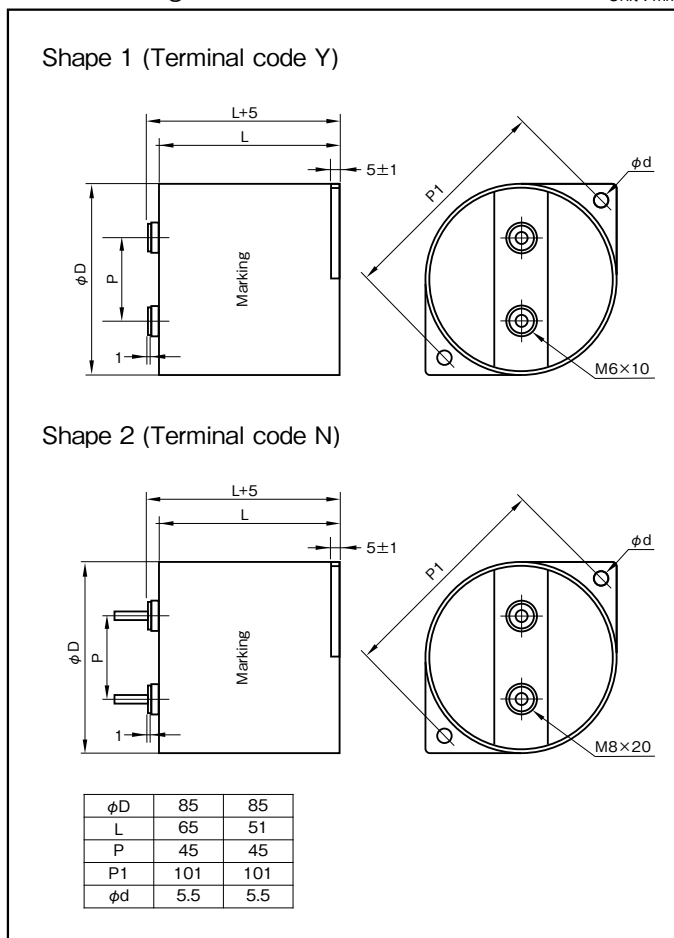


### Specifications

| Item                               | Performance                                   |  |
|------------------------------------|---|--|
| Category temperature range (°C)    | - 40 to +85 (at Hotspot in capacitor)         |  |
| Tolerance at rated capacitance (%) | ±5, ±10 (20°C, 50 to 120Hz)                   |  |
| Over Voltage                       | Rated voltage × 1.1                           | 30% of on-load-duration  |
|                                    | Rated voltage × 1.15                          | 30 min/day   |
|                                    | Rated voltage × 1.2                           | 5 min/day  |
|                                    | Rated voltage × 1.3                           | 1 min/day  |
|                                    | Rated voltage × 1.5                           | 30 ms every time, 100ms/day  |
| Dielectric Dissipation Factor      | 2×10 <sup>-4</sup> or less                    |  |
| Life Expectancy                    | 100000 hours (at Hotspot in capacitor = 70°C) |  |
| Failure Rate                       | 50Fit   |  |
| Withstanding DC Voltage            | Between Terminals                             | Rated voltage × 1.5 VDC 10 s   |
|                                    | Between Terminals and Case                    | (2x(Ratef voltage)/√2)+1000 or 3000 VAC whichever is lager 10 s (20°C, 50Hz) |
| Insulation Resistance              | 5000MΩ·µF or more (20°C, 100V DC, 1min)       |  |
| Reference Standard                 | IEC 61071                                     |  |

### Outline Drawing

Unit : mm



### Part numbering system (example : 1000V110µF)

|             |   |                      |   |                          |                              |               |               |                 |
|-------------|---|----------------------|---|--------------------------|------------------------------|---------------|---------------|-----------------|
| NYE         | — | 1000                 | V | 111                      | K                            | F65           | Y             | B               |
| Series code |   | Rated voltage symbol |   | Rated capacitance symbol | Capacitance tolerance symbol | Casing symbol | Terminal code | Optional symbol |

NOTE : Design, Specifications are subject to change without notice.  
It is recommended that you shall obtain technical specifications from ELNA to ensure that the component is suitable for your use.

**Standard Ratings**

| Rated voltage<br>U <sub>R</sub> (V) | Rated capacitance<br>C <sub>R</sub> (µF) | Case (mm) |    | Casing symbol | Maximum current<br>I max (Arms) | Thermal resistance<br>R <sub>th</sub> (K/W) | Maximum peak current<br>Î (A) | Series resistance<br>R <sub>s</sub> (mΩ) | Self-inductance<br>L <sub>s</sub> (nH) | ELNA Parts No.     |
|-------------------------------------|--|-----------|----|---------------|---------------------------------|---|-------------------------------|--|--|--------------------|
|                                     |  | φD        | L  |               |                                 |   |                               |  |  |                    |
| 600                                 | 200                                      | 85        | 51 | F51           | 55                              | 4.2   | 4000                          | 1.2                                      | 20                                     | NYE-600V201*F51□B  |
|                                     | 280                                      | 85        | 65 | F65           | 65                              | 5.5   | 3700                          | 1.4                                      | 30                                     | NYE-600V281*F65□B  |
| 800                                 | 120                                      | 85        | 51 | F51           | 55                              | 4.2   | 3000                          | 1.2                                      | 20                                     | NYE-800V121*F51□B  |
|                                     | 220                                      | 85        | 65 | F65           | 65                              | 5.5   | 3000                          | 1.4                                      | 30                                     | NYE-800V221*F65□B  |
| 1000                                | 75                                       | 85        | 51 | F51           | 50                              | 4.2   | 2400                          | 1.4                                      | 20                                     | NYE-1000V750*F51□B |
|                                     | 110                                      | 85        | 65 | F65           | 60                              | 5.5   | 2300                          | 1.7                                      | 30                                     | NYE-1000V111*F65□B |
| 1200                                | 50                                       | 85        | 51 | F51           | 50                              | 4.2   | 2000                          | 1.6                                      | 20                                     | NYE-1200V500*F51□B |
|                                     | 80                                       | 85        | 65 | F65           | 60                              | 5.5   | 2000                          | 2.0                                      | 30                                     | NYE-1200V800*F65□B |

(Note) \* : If tolerance at rated capacitance is 5% = J, 10% = K  
 □ : Terminal code

## For High-frequency Circuits Capacitors

85°C

High frequency

- Widely used in high voltage, high frequency circuit.
- Low loss and small inherent temperature rise.
- Excellent active and passive flame resistant circuit.
- Especially designed as snubber capacitor for IGBT.

### Specifications

| Item                               | Performance                                   |                              |
|------------------------------------|---|------------------------------|
| Category temperature range (°C)    | -40 to +85 (at Hotspot in capacitor)          |                              |
| Tolerance at rated capacitance (%) | ±5, ±10 (20°C, 50 to 120Hz)                   |                              |
| Dielectric Dissipation Factor      | 2×10 <sup>-4</sup> or less                    |                              |
| Life Expectancy                    | 100000 hours (at Hotspot in capacitor = 70°C) |                              |
| Failure Rate                       | 100Fit  |                              |
| Withstanding DC Voltage            | Between Terminals                             | Rated voltage × 1.5 VDC 10 s |
|                                    | Between Terminals and Case                    | 3000 VAC 10 s (20°C, 50Hz)   |
| Insulation Resistance              | 3000MΩ · μF or more (20°C, 100V DC, 1min)     |                              |
| Reference Standard                 | IEC 61071                                     |                              |

### Outline Drawing

Unit : mm

| W    |      | H    |      | T    |      |
|------|------|------|------|------|------|
| Size | Code | Size | Code | Size | Code |
| 42.5 | A    | 25.5 | A    | 14   | A    |
| 43   | B    | 28   | B    | 24   | B    |
| 57.5 | C    | 32   | C    | 25.5 | C    |
|      |      | 33   | D    | 29.5 | D    |
|      |      | 35.5 | E    | 30   | E    |
|      |      | 36   | F    | 33   | F    |
|      |      | 43   | G    | 33.5 | G    |
|      |      | 43.5 | H    | 35   | H    |
|      |      | 45   | J    | 40   | J    |
|      |      | 50   | K    | 42   | K    |
|      |      | 55   | L    | 45   | L    |

(Note) Tolerance at size : ±1.0

### Part numbering system (example : 1200V2.2μF)

|             |   |                      |                          |                              |               |            |                 |
|-------------|---|----------------------|--------------------------|------------------------------|---------------|------------|-----------------|
| NXA         | — | 1200 V               | 225                      | K                            | CHD           | A          | B               |
| Series code |   | Rated voltage symbol | Rated capacitance symbol | Capacitance tolerance symbol | Casing symbol | Shape code | Optional symbol |

NOTE : Design, Specifications are subject to change without notice. It is recommended that you shall obtain technical specifications from ELNA to ensure that the component is suitable for your use.

Standard Ratings

| Rated voltage<br>U <sub>R</sub> (V) | Rated capacitance<br>C <sub>R</sub> (μF) | Case (mm) |      |      | Casing symbol | Maximum rate of voltage rise<br>dV/dt (V/μs) | Maximum Peak current<br>Î (A) | ESR<br>(mΩ/100kHz Max.) | Maximum current<br>I <sub>max</sub> (A) | Self-inductance<br>L <sub>s</sub> (nH) | ELNA Parts No.     |
|-------------------------------------|--|-----------|------|------|---------------|--|-------------------------------|-------------------------|---|--|--------------------|
|                                     |  | W         | H    | T    |               |  |                               |                         |   |  |                    |
| 630VDC<br>(330VAC)                  | 1  | 42.5      | 28   | 14   | ABA           | 100  | 100                           | 12                      | 7.5                                     | 20                                     | NXA-630V105*ABA□B  |
|                                     | 1.2                                      | 42.5      | 32   | 14   | ACA           | 100  | 120                           | 11                      | 9.4                                     | 20                                     | NXA-630V125*ACA□B  |
|                                     | 1.5                                      | 42.5      | 25.5 | 25.5 | AAC           | 100  | 150                           | 10                      | 11                                      | 20                                     | NXA-630V155*AA□B   |
|                                     | 2  | 42.5      | 28   | 24   | ABB           | 100  | 200                           | 8                       | 12.6                                    | 20                                     | NXA-630V205*ABB□B  |
|                                     | 3  | 42.5      | 36   | 24   | AFB           | 100  | 300                           | 7                       | 17.2                                    | 20                                     | NXA-630V305*AFB□B  |
|                                     | 3.5                                      | 42.5      | 33   | 33   | ADF           | 100  | 350                           | 6                       | 19.2                                    | 20                                     | NXA-630V355*ADF□B  |
|                                     | 4  | 42.5      | 35.5 | 33.5 | AEG           | 100  | 400                           | 5                       | 20.5                                    | 20                                     | NXA-630V405*AEG□B  |
| 4.5                                 | 42.5                                     | 45        | 30   | AJE  | 100           | 450  | 4                             | 23                      | 20                                      | NXA-630V455*AJE□B                      |                    |
| 7                                   | 42.5                                     | 43        | 42   | AGK  | 100           | 700  | 3                             | 28                      | 20                                      | NXA-630V705*AGK□B                      |                    |
| 700VDC<br>(380VAC)                  | 0.8                                      | 42.5      | 28   | 14   | ABA           | 132  | 105.6                         | 12                      | 7.2                                     | 20                                     | NXA-700V804*ABA□B  |
|                                     | 1  | 42.5      | 32   | 14   | ACA           | 132  | 132                           | 12                      | 9.2                                     | 20                                     | NXA-700V105*ACA□B  |
|                                     | 1.2                                      | 42.5      | 25.5 | 25.5 | AAC           | 132  | 158.4                         | 10                      | 10.8                                    | 20                                     | NXA-700V125*AA□B   |
|                                     | 1.6                                      | 42.5      | 28   | 24   | ABB           | 132  | 211.2                         | 10                      | 12.4                                    | 20                                     | NXA-700V165*ABB□B  |
|                                     | 2.5                                      | 42.5      | 36   | 24   | AFB           | 132  | 330                           | 8                       | 16.8                                    | 20                                     | NXA-700V255*AFB□B  |
|                                     | 3  | 42.5      | 33   | 33   | ADF           | 132  | 396                           | 7                       | 18.8                                    | 20                                     | NXA-700V305*ADF□B  |
|                                     | 3.5                                      | 42.5      | 35.5 | 33.5 | AEG           | 132  | 462                           | 6                       | 20.3                                    | 20                                     | NXA-700V355*AEG□B  |
| 4                                   | 42.5                                     | 45        | 30   | AJE  | 132           | 528  | 5                             | 22.4                    | 20                                      | NXA-700V405*AJE□B                      |                    |
| 6                                   | 42.5                                     | 43        | 42   | AGK  | 132           | 792  | 4                             | 25                      | 20                                      | NXA-700V605*AGK□B                      |                    |
| 850VDC<br>(450VAC)                  | 0.7                                      | 42.5      | 28   | 14   | ABA           | 200  | 140                           | 12                      | 6.4                                     | 20                                     | NXA-850V704*ABA□B  |
|                                     | 0.8                                      | 42.5      | 32   | 14   | ACA           | 200  | 160                           | 12                      | 8.8                                     | 20                                     | NXA-850V804*ACA□B  |
|                                     | 1  | 42.5      | 25.5 | 25.5 | AAC           | 200  | 200                           | 10                      | 10.4                                    | 20                                     | NXA-850V105*AA□B   |
|                                     | 1.2                                      | 42.5      | 28   | 24   | ABB           | 200  | 240                           | 10                      | 11.8                                    | 20                                     | NXA-850V125*ABB□B  |
|                                     | 2  | 42.5      | 36   | 24   | AFB           | 200  | 400                           | 9                       | 15.8                                    | 20                                     | NXA-850V205*AFB□B  |
|                                     | 2.5                                      | 42.5      | 33   | 33   | ADF           | 200  | 500                           | 8                       | 17.6                                    | 20                                     | NXA-850V255*ADF□B  |
|                                     | 2.8                                      | 42.5      | 35.5 | 33.5 | AEG           | 200  | 560                           | 7                       | 19.8                                    | 20                                     | NXA-850V285*AEG□B  |
| 3.3                                 | 42.5                                     | 45        | 30   | AJE  | 200           | 660  | 6                             | 21.5                    | 20                                      | NXA-850V335*AJE□B                      |                    |
| 4                                   | 42.5                                     | 43        | 42   | AGK  | 200           | 800  | 5                             | 24                      | 20                                      | NXA-850V405*AGK□B                      |                    |
| 1000VDC<br>(480VAC)                 | 0.47                                     | 42.5      | 28   | 14   | ABA           | 225  | 105.75                        | 12                      | 6.2                                     | 20                                     | NXA-1000V474*ABA□B |
|                                     | 0.56                                     | 42.5      | 32   | 14   | ACA           | 225  | 126                           | 12                      | 8.6                                     | 20                                     | NXA-1000V564*ACA□B |
|                                     | 0.82                                     | 42.5      | 25.5 | 25.5 | AAC           | 225  | 184.5                         | 10                      | 9.8                                     | 20                                     | NXA-1000V824*AA□B  |
|                                     | 1  | 42.5      | 28   | 24   | ABB           | 225  | 225                           | 10                      | 11.6                                    | 20                                     | NXA-1000V105*ABB□B |
|                                     | 1.5                                      | 42.5      | 36   | 24   | AFB           | 225  | 337.5                         | 9                       | 15.5                                    | 20                                     | NXA-1000V155*AFB□B |
|                                     | 1.8                                      | 42.5      | 33   | 33   | ADF           | 225  | 405                           | 8                       | 17.5                                    | 20                                     | NXA-1000V185*ADF□B |
|                                     | 2  | 42.5      | 35.5 | 33.5 | AEG           | 225  | 450                           | 7                       | 18.8                                    | 20                                     | NXA-1000V205*AEG□B |
|                                     | 2.5                                      | 42.5      | 45   | 30   | AJE           | 225  | 562.5                         | 6                       | 21                                      | 20                                     | NXA-1000V255*AJE□B |
|                                     | 3  | 42.5      | 43   | 42   | AGK           | 225  | 675                           | 5                       | 23                                      | 20                                     | NXA-1000V305*AGK□B |
|                                     | 3.3                                      | 57.5      | 43.5 | 29.5 | CHD           | 130  | 429                           | 6                       | 23                                      | 20                                     | NXA-1000V335*CHD□B |
|                                     | 3.5                                      | 57.5      | 45   | 30   | CJE           | 130  | 455                           | 5                       | 24                                      | 20                                     | NXA-1000V355*CJE□B |
| 4.2                                 | 57.5                                     | 45        | 35   | CJH  | 130           | 546  | 5                             | 24                      | 20                                      | NXA-1000V425*CJH□B                     |                    |
| 4.8                                 | 57.5                                     | 50        | 35   | CKH  | 130           | 624  | 4                             | 25                      | 20                                      | NXA-1000V485*CKH□B                     |                    |
| 5                                   | 57.5                                     | 45        | 45   | CJL  | 130           | 650  | 4                             | 25                      | 20                                      | NXA-1000V505*CJL□B                     |                    |
| 6                                   | 57.5                                     | 55        | 40   | CLJ  | 130           | 780  | 4                             | 28                      | 20                                      | NXA-1000V605*CLJ□B                     |                    |
| 1200VDC<br>(500VAC)                 | 0.33                                     | 42.5      | 28   | 14   | ABA           | 225  | 74.25                         | 12                      | 6                                       | 20                                     | NXA-1200V334*ABA□B |
|                                     | 0.4                                      | 42.5      | 32   | 14   | ACA           | 225  | 90                            | 12                      | 8.5                                     | 20                                     | NXA-1200V404*ACA□B |
|                                     | 0.56                                     | 42.5      | 25.5 | 25.5 | AAC           | 225  | 126                           | 11                      | 9.6                                     | 20                                     | NXA-1200V564*AA□B  |
|                                     | 0.68                                     | 42.5      | 28   | 24   | ABB           | 225  | 153                           | 10                      | 11.5                                    | 20                                     | NXA-1200V684*ABB□B |
|                                     | 1  | 42.5      | 36   | 24   | AFB           | 225  | 225                           | 10                      | 15.4                                    | 20                                     | NXA-1200V105*AFB□B |
|                                     | 1.1                                      | 42.5      | 33   | 33   | ADF           | 225  | 247.5                         | 9                       | 17.2                                    | 20                                     | NXA-1200V115*ADF□B |
|                                     | 1.3                                      | 42.5      | 35.5 | 33.5 | AEG           | 225  | 292.5                         | 8                       | 18.6                                    | 20                                     | NXA-1200V135*AEG□B |
|                                     | 1.6                                      | 42.5      | 45   | 30   | AJE           | 225  | 360                           | 7                       | 20.6                                    | 20                                     | NXA-1200V165*AJE□B |
|                                     | 2  | 42.5      | 43   | 42   | AGK           | 225  | 450                           | 6                       | 22                                      | 20                                     | NXA-1200V205*AGK□B |
|                                     | 2.2                                      | 57.5      | 43.5 | 29.5 | CHD           | 150  | 330                           | 6                       | 22                                      | 20                                     | NXA-1200V225*CHD□B |
|                                     | 2.5                                      | 57.5      | 45   | 30   | CJE           | 150  | 375                           | 6                       | 23                                      | 20                                     | NXA-1200V255*CJE□B |
|                                     | 2.8                                      | 57.5      | 45   | 35   | CJH           | 150  | 420                           | 5                       | 24                                      | 20                                     | NXA-1200V285*CJH□B |
|                                     | 3.3                                      | 57.5      | 50   | 35   | CKH           | 150  | 495                           | 5                       | 24                                      | 20                                     | NXA-1200V335*CKH□B |
| 3.5                                 | 57.5                                     | 45        | 45   | CJL  | 150           | 525  | 4                             | 25                      | 20                                      | NXA-1200V355*CJL□B                     |                    |
| 4                                   | 57.5                                     | 55        | 40   | CLJ  | 150           | 600  | 4                             | 26                      | 20                                      | NXA-1200V405*CLJ□B                     |                    |
| 1600VDC<br>(550VAC)                 | 0.2                                      | 42.5      | 28   | 14   | ABA           | 225  | 45                            | 12                      | 6                                       | 20                                     | NXA-1600V204*ABA□B |
|                                     | 0.22                                     | 42.5      | 32   | 14   | ACA           | 225  | 49.5                          | 12                      | 8.4                                     | 20                                     | NXA-1600V224*ACA□B |
|                                     | 0.33                                     | 42.5      | 25.5 | 25.5 | AAC           | 225  | 74.25                         | 11                      | 9.5                                     | 20                                     | NXA-1600V334*AA□B  |
|                                     | 0.45                                     | 42.5      | 28   | 24   | ABB           | 225  | 101.25                        | 11                      | 11.4                                    | 20                                     | NXA-1600V454*ABB□B |
|                                     | 0.6                                      | 42.5      | 36   | 24   | AFB           | 225  | 135                           | 10                      | 15.2                                    | 20                                     | NXA-1600V604*AFB□B |
|                                     | 0.7                                      | 43        | 33   | 33   | BDF           | 225  | 157.5                         | 10                      | 17                                      | 20                                     | NXA-1600V704*BDF□B |
|                                     | 0.85                                     | 43        | 35.5 | 33.5 | BEG           | 225  | 191.25                        | 9                       | 18.4                                    | 20                                     | NXA-1600V854*BEG□B |
|                                     | 1  | 42.5      | 45   | 30   | AJE           | 225  | 225                           | 8                       | 20.5                                    | 20                                     | NXA-1600V105*AJE□B |
|                                     | 1.3                                      | 42.5      | 43   | 42   | AGK           | 225  | 292.5                         | 7                       | 21                                      | 20                                     | NXA-1600V135*AGK□B |
|                                     | 1.5                                      | 57.5      | 43.5 | 29.5 | CHD           | 150  | 225                           | 6                       | 22                                      | 20                                     | NXA-1600V155*CHD□B |
|                                     | 1.6                                      | 57.5      | 45   | 30   | CJE           | 150  | 240                           | 6                       | 22                                      | 20                                     | NXA-1600V165*CJE□B |
|                                     | 1.8                                      | 57.5      | 45   | 35   | CJH           | 150  | 270                           | 5                       | 23                                      | 20                                     | NXA-1600V185*CJH□B |
|                                     | 2  | 57.5      | 50   | 35   | CKH           | 150  | 300                           | 5                       | 24                                      | 20                                     | NXA-1600V205*CKH□B |
|                                     | 2.2                                      | 57.5      | 45   | 45   | CJL           | 150  | 330                           | 4                       | 24                                      | 20                                     | NXA-1600V225*CJL□B |
| 2.5                                 | 57.5                                     | 55        | 40   | CLJ  | 150           | 375  | 4                             | 25                      | 20                                      | NXA-1600V255*CLJ□B                     |                    |

(Note) \* : If tolerance at rated capacitance is 5% = J, 10% = K  
□ : Shape code

## For High-frequency Circuits Capacitors

85°C

High frequency

- Widely used in high voltage, high frequency circuit.
- Low loss and small inherent temperature rise.
- Excellent active and passive flame resistant circuit.
- Double side metallized.
- Especially designed as snubber capacitor for IGBT.

### Specifications

| Item                               | Performance                                   |                              |
|------------------------------------|---|------------------------------|
| Category temperature range (°C)    | -40 to +85 (at Hotspot in capacitor)          |                              |
| Tolerance at rated capacitance (%) | ±5, ±10 (20°C, 50 to 120Hz)                   |                              |
| Dielectric Dissipation Factor      | 2×10 <sup>-4</sup> or less                    |                              |
| Life Expectancy                    | 100000 hours (at Hotspot in capacitor = 70°C) |                              |
| Failure Rate                       | 100Fit  |                              |
| Withstanding DC Voltage            | Between Terminals                             | Rated voltage × 1.5 VDC 10 s |
|                                    | Between Terminals and Case                    | 3000 VAC 10 s (20°C, 50Hz)   |
| Insulation Resistance              | 3000MΩ·μF or more (20°C, 100V DC, 1min)       |                              |
| Reference Standard                 | IEC 61071                                     |                              |

### Outline Drawing

Unit : mm

| W    |      | H    |      | T    |      |
|------|------|------|------|------|------|
| Size | Code | Size | Code | Size | Code |
| 42.5 | A    | 25.5 | A    | 14   | A    |
| 43   | B    | 28   | B    | 24   | B    |
| 57.5 | C    | 32   | C    | 25.5 | C    |
|      |      | 33   | D    | 29.5 | D    |
|      |      | 35.5 | E    | 30   | E    |
|      |      | 36   | F    | 33   | F    |
|      |      | 43   | G    | 33.5 | G    |
|      |      | 43.5 | H    | 35   | H    |
|      |      | 45   | J    | 40   | J    |
|      |      | 50   | K    | 42   | K    |
|      |      | 55   | L    | 45   | L    |

(Note) Tolerance at size : ±1.0

### Part numbering system (example : 850V2.2μF)

|             |   |                      |   |                          |                              |               |            |                 |
|-------------|---|----------------------|---|--------------------------|------------------------------|---------------|------------|-----------------|
| NXB         | — | 850                  | V | 225                      | K                            | AJE           | C          | B               |
| Series code |   | Rated voltage symbol |   | Rated capacitance symbol | Capacitance tolerance symbol | Casing symbol | Shape code | Optional symbol |

NOTE : Design, Specifications are subject to change without notice. It is recommended that you shall obtain technical specifications from ELNA to ensure that the component is suitable for your use.

Standard Ratings

| Rated voltage<br>Ur (V) | Rated capacitance<br>Cr (µF) | Case (mm) |      |      | Casing symbol | Maximum rate of voltage rise<br>dV/dt (V/µs) | Maximum Peak current<br>I (A) | ESR<br>(mΩ/100kHz Max.) | Maximum current<br>Imax (A) | Self-inductance<br>Ls (nH) | ELNA Parts No.     |
|-------------------------|------------------------------|-----------|------|------|---------------|--|-------------------------------|-------------------------|-----------------------------|----------------------------|--------------------|
|                         |                              | W         | H    | T    |               |  |                               |                         |                             |                            |                    |
| 700VDC<br>(380VAC)      | 0.6                          | 42.5      | 28   | 14   | ABA           | 325  | 195                           | 12                      | 7.2                         | 20                         | NXB-700V604*ABA□B  |
|                         | 0.8                          | 42.5      | 32   | 14   | ACA           | 325  | 260                           | 12                      | 9.2                         | 20                         | NXB-700V804*ACA□B  |
|                         | 1                            | 42.5      | 25.5 | 25.5 | AAC           | 325  | 325                           | 10                      | 10.8                        | 20                         | NXB-700V105*AA□B   |
|                         | 1.2                          | 42.5      | 28   | 24   | ABB           | 325  | 390                           | 10                      | 12.4                        | 20                         | NXB-700V125*ABB□B  |
|                         | 1.8                          | 42.5      | 36   | 24   | AFB           | 325  | 585                           | 8                       | 16.8                        | 20                         | NXB-700V185*AFB□B  |
|                         | 2.2                          | 42.5      | 33   | 33   | ADF           | 325  | 715                           | 7                       | 18.8                        | 20                         | NXB-700V225*ADF□B  |
|                         | 2.5                          | 42.5      | 35.5 | 33.5 | AEG           | 325  | 813                           | 6                       | 20.3                        | 20                         | NXB-700V255*AEG□B  |
|                         | 3                            | 42.5      | 45   | 30   | AJE           | 325  | 975                           | 5                       | 22.4                        | 20                         | NXB-700V305*AJE□B  |
| 4                       | 42.5                         | 43        | 42   | AGK  | 325           | 1300   | 4                             | 25                      | 20                          | NXB-700V405*AGK□B          |                    |
| 850VDC<br>(450VAC)      | 0.47                         | 42.5      | 28   | 14   | ABA           | 400  | 188                           | 12                      | 6.4                         | 20                         | NXB-850V474*ABA□B  |
|                         | 0.55                         | 42.5      | 32   | 14   | ACA           | 400  | 220                           | 12                      | 8.8                         | 20                         | NXB-850V554*ACA□B  |
|                         | 0.68                         | 42.5      | 25.5 | 25.5 | AAC           | 400  | 272                           | 10                      | 10.4                        | 20                         | NXB-850V684*AA□B   |
|                         | 0.8                          | 42.5      | 28   | 24   | ABB           | 400  | 320                           | 10                      | 11.8                        | 20                         | NXB-850V804*AB□B   |
|                         | 1.2                          | 42.5      | 36   | 24   | AFB           | 400  | 480                           | 9                       | 15.6                        | 20                         | NXB-850V125*AFB□B  |
|                         | 1.5                          | 42.5      | 33   | 33   | ADF           | 400  | 600                           | 8                       | 17.6                        | 20                         | NXB-850V155*ADF□B  |
|                         | 1.8                          | 42.5      | 35.5 | 33.5 | AEG           | 400  | 720                           | 7                       | 19.8                        | 20                         | NXB-850V185*AEG□B  |
|                         | 2.2                          | 42.5      | 45   | 30   | AJE           | 400  | 880                           | 6                       | 21.5                        | 20                         | NXB-850V225*AJE□B  |
| 2.8                     | 42.5                         | 43        | 42   | AGK  | 400           | 1120   | 5                             | 24                      | 20                          | NXB-850V285*AGK□B          |                    |
| 1000VDC<br>(480VAC)     | 0.33                         | 42.5      | 28   | 14   | ABA           | 500  | 165                           | 12                      | 6.2                         | 20                         | NXB-1000V334*ABA□B |
|                         | 0.45                         | 42.5      | 32   | 14   | ACA           | 500  | 225                           | 12                      | 8.6                         | 20                         | NXB-1000V454*ACA□B |
|                         | 0.55                         | 42.5      | 25.5 | 25.5 | AAC           | 500  | 275                           | 10                      | 9.8                         | 20                         | NXB-1000V554*AA□B  |
|                         | 0.65                         | 42.5      | 28   | 24   | ABB           | 500  | 325                           | 10                      | 11.6                        | 20                         | NXB-1000V654*AB□B  |
|                         | 1                            | 42.5      | 36   | 24   | AFB           | 500  | 500                           | 9                       | 15.5                        | 20                         | NXB-1000V105*AFB□B |
|                         | 1.2                          | 42.5      | 33   | 33   | ADF           | 500  | 600                           | 8                       | 17.5                        | 20                         | NXB-1000V125*ADF□B |
|                         | 1.4                          | 42.5      | 35.5 | 33.5 | AEG           | 500  | 700                           | 7                       | 18.8                        | 20                         | NXB-1000V145*AEG□B |
|                         | 1.8                          | 42.5      | 45   | 30   | AJE           | 500  | 900                           | 6                       | 21                          | 20                         | NXB-1000V185*AJE□B |
|                         | 2.2                          | 42.5      | 43   | 42   | AGK           | 500  | 1100                          | 5                       | 5                           | 20                         | NXB-1000V225*AGK□B |
|                         | 2.2                          | 57.5      | 43.5 | 29.5 | CHD           | 350  | 770                           | 6                       | 6                           | 20                         | NXB-1000V225*CHD□B |
|                         | 2.5                          | 57.5      | 45   | 30   | CJE           | 350  | 875                           | 5                       | 5                           | 20                         | NXB-1000V255*CJE□B |
|                         | 3                            | 57.5      | 45   | 35   | CJH           | 350  | 1050                          | 5                       | 5                           | 20                         | NXB-1000V305*CJH□B |
|                         | 3.3                          | 57.5      | 50   | 35   | CKH           | 350  | 1155                          | 4                       | 4                           | 20                         | NXB-1000V335*CKH□B |
| 3.5                     | 57.5                         | 45        | 45   | CJL  | 350           | 1225   | 4                             | 4                       | 20                          | NXB-1000V355*CJL□B         |                    |
| 4.5                     | 57.5                         | 55        | 40   | CLJ  | 350           | 1575   | 4                             | 28                      | 20                          | NXB-1000V455*CLJ□B         |                    |
| 1200VDC<br>(500VAC)     | 0.22                         | 42.5      | 28   | 14   | ABA           | 650  | 143                           | 12                      | 6                           | 20                         | NXB-1200V224*ABA□B |
|                         | 0.3                          | 42.5      | 32   | 14   | ACA           | 650  | 195                           | 12                      | 8.5                         | 20                         | NXB-1200V304*ACA□B |
|                         | 0.4                          | 42.5      | 25.5 | 25.5 | AAC           | 650  | 260                           | 11                      | 9.6                         | 20                         | NXB-1200V404*AA□B  |
|                         | 0.47                         | 42.5      | 28   | 24   | ABB           | 650  | 306                           | 10                      | 11.5                        | 20                         | NXB-1200V474*AB□B  |
|                         | 0.68                         | 42.5      | 36   | 24   | AFB           | 650  | 442                           | 10                      | 15.4                        | 20                         | NXB-1200V684*AFB□B |
|                         | 0.8                          | 42.5      | 33   | 33   | ADF           | 650  | 520                           | 9                       | 17.2                        | 20                         | NXB-1200V804*ADF□B |
|                         | 1                            | 42.5      | 35.5 | 33.5 | AEG           | 650  | 650                           | 8                       | 18.6                        | 20                         | NXB-1200V105*AEG□B |
|                         | 1.2                          | 42.5      | 45   | 30   | AJE           | 650  | 780                           | 7                       | 20.6                        | 20                         | NXB-1200V125*AJE□B |
|                         | 1.5                          | 42.5      | 43   | 42   | AGK           | 650  | 975                           | 6                       | 22                          | 20                         | NXB-1200V155*AGK□B |
|                         | 1.5                          | 57.5      | 43.5 | 29.5 | CHD           | 455  | 683                           | 6                       | 22                          | 20                         | NXB-1200V155*CHD□B |
|                         | 1.8                          | 57.5      | 45   | 30   | CJE           | 455  | 819                           | 6                       | 23                          | 20                         | NXB-1200V185*CJE□B |
|                         | 2                            | 57.5      | 45   | 35   | CJH           | 455  | 910                           | 5                       | 24                          | 20                         | NXB-1200V205*CJH□B |
|                         | 2.2                          | 57.5      | 50   | 35   | CKH           | 455  | 1001                          | 5                       | 24                          | 20                         | NXB-1200V225*CKH□B |
|                         | 2.5                          | 57.5      | 45   | 45   | CJL           | 455  | 1138                          | 4                       | 25                          | 20                         | NXB-1200V255*CJL□B |
| 3                       | 57.5                         | 55        | 40   | CLJ  | 455           | 1365   | 4                             | 26                      | 20                          | NXB-1200V305*CLJ□B         |                    |
| 1600VDC<br>(550VAC)     | 0.15                         | 42.5      | 28   | 14   | ABA           | 800  | 120                           | 12                      | 6                           | 20                         | NXB-1600V154*ABA□B |
|                         | 0.2                          | 42.5      | 32   | 14   | ACA           | 800  | 160                           | 12                      | 8.4                         | 20                         | NXB-1600V204*ACA□B |
|                         | 0.3                          | 42.5      | 25.5 | 25.5 | AAC           | 800  | 240                           | 11                      | 9.5                         | 20                         | NXB-1600V304*AA□B  |
|                         | 0.33                         | 42.5      | 28   | 24   | ABB           | 800  | 264                           | 11                      | 11.4                        | 20                         | NXB-1600V334*AB□B  |
|                         | 0.47                         | 42.5      | 36   | 24   | AFB           | 800  | 376                           | 10                      | 15.2                        | 20                         | NXB-1600V474*AFB□B |
|                         | 0.56                         | 42.5      | 33   | 33   | ADF           | 800  | 448                           | 10                      | 17                          | 20                         | NXB-1600V564*ADF□B |
|                         | 0.65                         | 42.5      | 35.5 | 33.5 | AEG           | 800  | 520                           | 9                       | 18.4                        | 20                         | NXB-1600V654*AEG□B |
|                         | 0.8                          | 42.5      | 45   | 30   | AJE           | 800  | 640                           | 8                       | 20.5                        | 20                         | NXB-1600V804*AJE□B |
|                         | 1                            | 42.5      | 43   | 42   | AGK           | 800  | 800                           | 7                       | 21                          | 20                         | NXB-1600V105*AGK□B |
|                         | 1                            | 57.5      | 43.5 | 29.5 | CHD           | 560  | 560                           | 6                       | 22                          | 20                         | NXB-1600V105*CHD□B |
|                         | 1.2                          | 57.5      | 45   | 30   | CJE           | 560  | 672                           | 6                       | 22                          | 20                         | NXB-1600V125*CJE□B |
|                         | 1.4                          | 57.5      | 45   | 35   | CJH           | 560  | 784                           | 5                       | 23                          | 20                         | NXB-1600V145*CJH□B |
|                         | 1.6                          | 57.5      | 50   | 35   | CKH           | 560  | 896                           | 5                       | 24                          | 20                         | NXB-1600V165*CKH□B |
|                         | 1.7                          | 57.5      | 45   | 45   | CJL           | 560  | 952                           | 4                       | 24                          | 20                         | NXB-1600V175*CJL□B |
| 2                       | 57.5                         | 55        | 40   | CLJ  | 560           | 1120   | 4                             | 25                      | 20                          | NXB-1600V205*CLJ□B         |                    |

(Note) \* : If tolerance at rated capacitance is 5% = J, 10% = K  
 □ : Shape code

## 1 The standard system of fixed plastic film capacitor for use in electronic equipment.

The standard system of fixed plastic film capacitor for use in electronic equipment includes the foundational standard, generic specification, sectional specification, blank detail specification and detail specification, or manufacturer specification.

Generic specification specifies the terminology, inspection procedures and test methods applied in sectional and detail specifications.

Sectional specification is classified according to the specific dielectric material and construction of capacitor, it prescribes preferred rating and characteristics and to elect from generic specification the appropriate quality assessment procedures, tests and measuring methods and to give general performance requirements for this type of capacitor. Blank detail specification is a supplementary document to the sectional specification and contains requirements for style, layout and minimum contents of detail specifications. Following please find the corresponding specification lists for plastic film capacitors.

| No.                         | Standard   |
|-----------------------------|--|
| GB/T 2693 (IEC 60384-1)     | Fixed capacitors for use in electronic equipment Part 1: Generic specification   |
| GB/T 17702 (IEC 61071)      | Power electronic capacitors  |
| AEC-Q200                    | Stress test qualification for passive components   |
| GB/T 25121 (IEC61881)       | Railway applications - Rolling stock equipment - Capacitors for power electronics  |
| GB/T21563 (IEC61373)        | Railway applications - Rolling stock equipment Shock and vibration tests   |
| GB/T 4798-1 (IEC 60721-3-1) | Classification of environmental conditions Part 3: Classification of groups of environmental parameters and their severities Section 1 Storage                                       |
| GB/T 4798-2 (IEC60721-3-2)  | Classification of environmental conditions Part 3: Classification of groups of environmental parameters and their severities Section 2 Transportation                                |
| GB/T 4798-3 (IEC 60721-3-3) | Classification of environmental conditions Part 3: Classification of groups of environmental parameters and their severities Section 3 Stationary use at weather protected locations |

## 2 General Description of Film Capacitors

### 2-1 Principle of Capacitor Construction

The principle construction of a parallel plate capacitor is shown in Fig. 1.

When a voltage  $V$  is applied between the conducting electrodes placed opposite to each other, a certain amount  $Q$  of electric charge proportional to the voltage can be stored on the surfaces of the dielectric.

The proportional constant is called capacitance  $C$ , designating the ability of a capacitor to store energy in an electric field.

$$Q = C \cdot V$$

$Q$ : Charge [Coulomb]

$V$ : Voltage [Volt]

$C$ : Capacitance [Farad]

The capacitance  $C$  of capacitor can be expressed by the following equation:

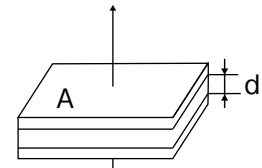


Fig. 1

$$C[F] = \epsilon_0 \cdot \epsilon \cdot A / d$$

$\epsilon$ : dielectric constant

$\epsilon_0$ : dielectric constant in vacuum ( $= 8.85 \times 10^{-12} \text{F/m}$ )

$A$ : electrode area [ $\text{m}^2$ ]

$d$ : electrode distance [m]

The dielectric constant of Polypropylene film is 2.2.

Larger capacitances can be obtained by entailing the electrode area  $A$  or by reducing the distanced.

Table 1 shows the dielectric constants of typical film dielectrics used in capacitors.

In many cases, capacitor names are related to their dielectric material used.

Table-1

| Dielectric              | Dielectric Constant |
|-------------------------|---------------------|
| Polypropylene           | 2.2                 |
| Polyester               | 3.3                 |
| Polyimide               | 3.5                 |
| Polyethylene            | 2.3                 |
| Polycarbonate           | 2.8                 |
| Polytetrafluoroethylene | 2                   |

The schematic of an film capacitoris shown in Fig. 2

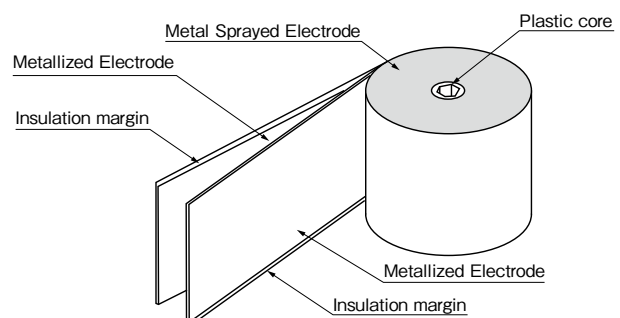


Fig-2

NOTE : Design, Specifications are subject to change without notice. It is recommended that you shall obtain technical specifications from ELNA to ensure that the component is suitable for your use.



### 3 Basic parameters and terms

#### 3-1 Rated capacitance $C_R$

Nominal value of the capacitance at 20°C and measuring frequency range of 50 to 120 Hz.

#### 3-2 Rated voltage $U_R$

Maximum operating peak voltage of either polarity but of a non-reversing type waveform, for which the capacitor has been designed, for continuous operation.

It shall be higher than the sum of operating d.c. voltage and operating ripple peak voltage.

#### 3-3 Ripple voltage $U_r$

Peak-to-peak alternating component of the unidirectional voltage.

#### 3-4 Non-recurrent surge voltage $U_s$

Peak voltage induced by a switching or any other disturbance of the system which is allowed for a limited number of times and for durations shorter than the basic period.

- Maximum duration: 50ms / pulse
- Maximum number of occurrences: 1000 (during load)

#### 3-5 Insulation voltage $U_i$

Rms value of a.c. voltage designed for the insulation between terminals of the capacitor to case or earth.

The insulation voltage is equal to the rated voltage of the capacitor, divided by  $\sqrt{2}$ , unless otherwise specified.

#### 3-6 Maximum current $I_{max}$

Maximum rms current for continuous operation.

#### 3-7 Maximum rate of voltage rise $dV/dt$

Maximum permissible repetitive rate of voltage rise of the operational voltage.

#### 3-8 Maximum peak current $\hat{I}$

Maximum permitted repetitive peak current that can occur during continuous operation.

The value is following:  $\hat{I} = C_R \times (dV/dt)$

#### 3-9 Maximum surge current $\hat{I}_s$

Admissible peak current induced by a switching or any other disturbance of the system.

- Maximum duration: 50ms / pulse
- Maximum number of occurrences: 1000

#### 3-10 Series resistance $R_s$

Effective ohmic resistance of the conductors of a capacitor under specified operating conditions.

#### 3-11 Equivalent series resistance ESR

The equivalent series resistance (ESR) represents all of the ohmic losses of the capacitor.

$$ESR = \frac{tg\delta}{W \cdot C} = R_s + \frac{tg\delta 0}{W \cdot C}$$

#### 3-12 Dielectric dissipation factor $tg\delta 0$

Constant dissipation factor of the dielectric material for all capacitors at their rated frequency.

The typical loss factor of polypropylene film is  $2 \times 10^{-4}$ .

#### 3-13 Loss factor of the capacitor $tg\delta$

The dissipation factor is ratio between reactive power of the impedance of the capacitor and effective power when capacitor is submitted to a sinusoidal voltage of specified frequency, it is that ratio between the equivalent series resistance and the capacitive reactance of a capacitor.

#### 3-14 Dielectric power loss $P_d$

Loss power induced by dielectric polarization or dielectric conductance.

#### 3-15 Joule power loss $P_j$

Loss power induced by series resistance of the capacitor under rms current.

#### 3-16 Capacitor losses $P_i$

Active power dissipated in the capacitor.  $P_t = I_{rms}^2 \times ESR$

#### 3-17 Maximum power loss $P_{max}$

Maximum power loss at which the capacitor may be operated at the maximum case temperature.

#### 3-18 Self-inductance $L_s$

Represents the sum of all inductive elements which are for mechanical and construction reasons contained in any capacitor.

#### 3-19 Resonance frequency $f_r$

Lowest frequency at which the impedance of the capacitor becomes minimum.

The value is following :  $f_r = 1/(2\pi \times )$

#### 3-20 Ambient temperature $\Theta_A$

Temperature of the air measured at the hottest position of the capacitor, under steady-state conditions, midway between two unite.

If only one unit is involved, it is the temperature of surrounding air, measured 10cm away and at 2/3 of the case height of the capacitor under steady-state conditions.

#### 3-21 Maximum operating temperature $\Theta_{max}$

Highest temperature of the case at which the capacitor may be operated.

#### 3-22 Lowest operating temperature $\Theta_{min}$

Lowest temperature of the dielectric at which the capacitor may be energized.

#### 3-23 Thermal resistance $R_{th}$

The thermal resistance indicates by how many degrees the capacitor temperature at the hotspot rises above  $\Theta_A$  per watt of the heat dissipation loss.

#### 3-24 Hotspot temperature $\Theta_{hs}$

Temperature at the hottest spot inside the capacitor.

The value is following:  $\Theta_{hs} = \Theta_A + P_t \times R_{th}$

#### 3-25 Temperature coefficient of capacitance $\alpha$

The change rate of capacitance with temperature measured over a specified range of temperature.

#### 3-26 Voltage between terminals $U_{TT}$

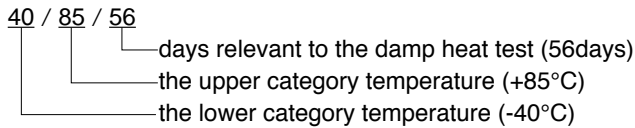
Voltage between terminals.

### 3-27 Voltage between terminals and case U<sub>TC</sub>

Voltage between terminals and case.

### 3-28 Climatic category

The climatic category which the capacitor belongs to is expressed in three numbers separated by slashes, (I EC 60068-1 :example 40/85/56)



### 3-29 Insulation Resistance (IR) /Time Constant (t)

The insulation resistance is the ratio between an applied D.C. voltage and the resulting leakage current after a minute of charge.

It is expressed in MΩ.

The time constant is expressed in seconds with the following formula:  $t [s]=IR [M\Omega] \times C [\mu F]$

### 3-30 Self-healing (Only for metallized film capacitor)

Process by which the electrical properties of the capacitor, after a local breakdown of the dielectric, are rapidly and essentially restored to the values before the breakdown.

The metal coatings of the metallized film, which are vacuum-deposited directly onto the plastic film, have a thickness of only several tens nm.

At weak points or impurities in the dielectric, a dielectric breakdown would occur.

The energy released by the arc discharge in the breakdown channel is sufficient to totally evaporate the thin metal coating in the vicinity of the channel.

The insulated region thus resulting around the former faulty area will cause the capacitor to regain its full operation ability.

### 3-31 Failure rate λ

Failure rate refers to the work to a moment has not failed products, at that time, the failure probability of occurrence in a time unit.

$$\lambda = \frac{r}{n \cdot t}$$

t: test time

n: test number

r: number of failures

## 4 Expected lifetime of the capacitor

The expected lifetime of the capacitor depends on the applied voltage and the hot spot temperature during operation.

For capacitors applied in different situation, the designed average service lifes are different.

The capacitors used in DC-Link circuits will have a expected lifetime of probable 100000 hrs at rated voltage and 70t hot spot temperature.

### 4-1 The hotspot temperature estimation

During operation, the ripple current flowing through the capacitor will generate heat due to the series resistance (R<sub>s</sub>) of the capacitor.

Considering the above factors hotspot temperature estimation formula is as follows:

$$\Theta_{hs} = \Theta_A + I_{rms} \times ESR \times R_{th}$$

Θ<sub>hs</sub>: Hotspot Temperature

Θ<sub>A</sub>: Environment Temperature

I<sub>rms</sub>: Ripple Current

ESR: Equivalent series resistance

R<sub>th</sub>: Thermal Resistance

### 4-2 Estimation of lifetime calculation

Considering the fever caused by ripple current, internal resistance (hotspot temperature), as well as the applied voltage, life estimation formula:

$$L = L_0 \times (U_R / U)^n \times 2^{(\Theta - \Theta_{hs}) / m}$$

L: The calculation of Lifetime, hrs

L<sub>0</sub>: Rated Lifetime (100000hrs)

U: Working Voltage, VDC

U<sub>R</sub>: Rated Voltage, VDC

n: Acceleration Coefficient of Voltage, experienced value: 8-12

Θ<sub>hs</sub>: The Actual or Calculated Hotspot Temperature, VC

Θ: Rated Hotspot Temperature, 70 °C

m: Acceleration Coefficient of Temperature, experienced value: 7-10

PS: Typically the capacity change rate > ± 3%, determined that product failure

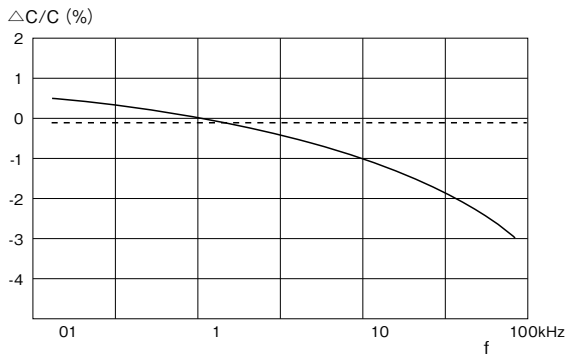
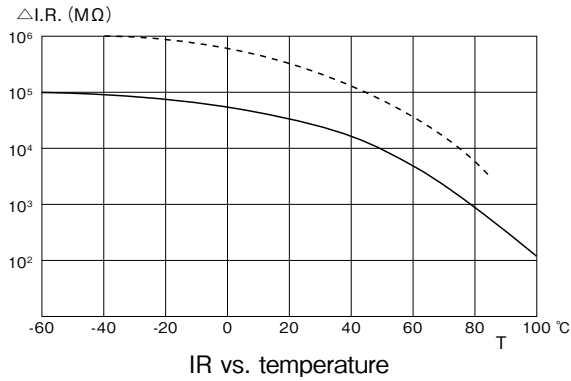
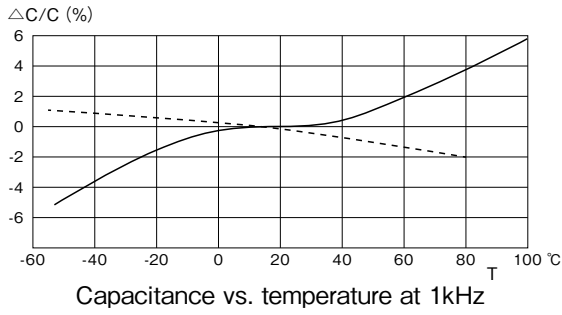
Expected lifetime is a statistical value calculated on the basis of experience and on theoretical evaluations.

The above formula only as a theoretical reference.

The diagrams should be considered only as a theoretical reference.

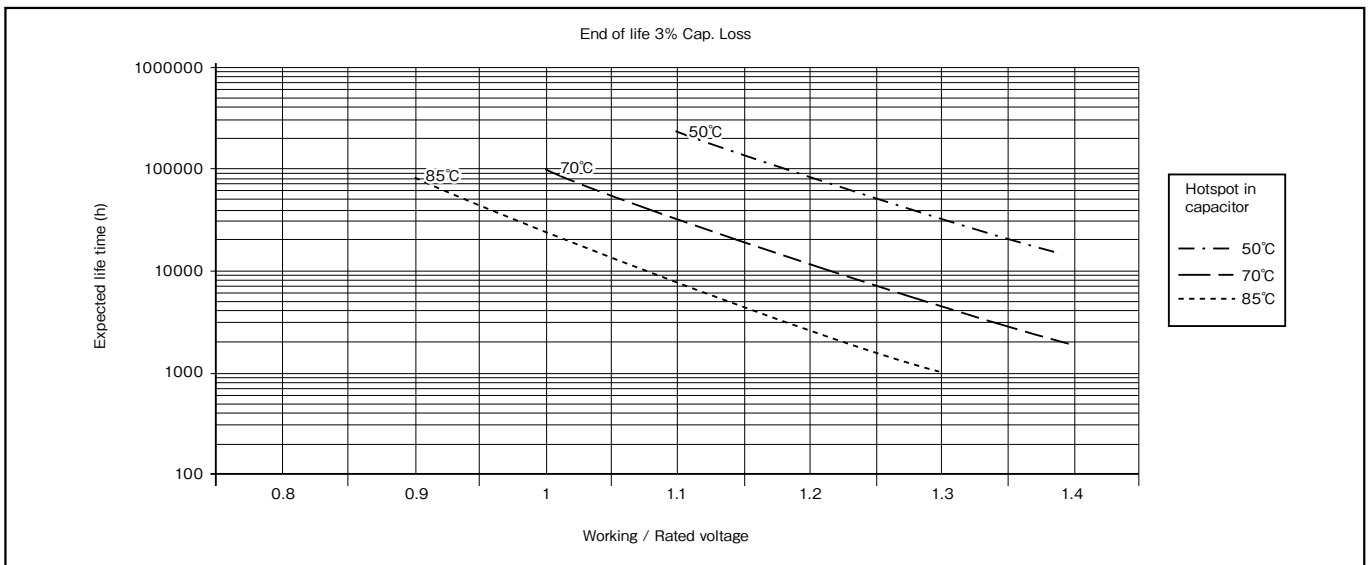
Please consult our technical department in case of working condition different from the rated ones.

### 5 Electrical behaviour



----- Polypropylene Film  
 ————— Polyester Film

### Expected life time curve



NOTE : Design, Specifications are subject to change without notice.  
 It is recommended that you shall obtain technical specifications from ELNA to ensure that the component is suitable for your use.

# ELECTRONIC COMPONENTS

## ELNA CO., LTD.

<http://www.elna.co.jp/>

HEAD OFFICE 3-8-11 Shin-Yokohama, Kouhoku, TEL. +81-45-470-7251  
Yokohama, Kanagawa 222-0033, Japan FAX. +81-45-470-7261

SHIRAKAWA OFFICE 9-32 Sugiyama, Yone, TEL. +81-248-48-1654  
Nishigo, Nishishirakawa, Fukushima 961-8031, Japan FAX. +81-248-25-5614

### SALES OFFICE

ELNA AMERICA, INC.  
3600 Dallas Hwy., Ste.230 #389  
Marietta, GA 30064, U.S.A. TEL. +1-678-261-8284  
FAX.+1-678-815-0892

ELNA ELECTRONICS SINGAPORE PTE. LTD.  
103 Kallang Avenue,  
#04-01 AIS Industrial Building  
Singapore 339504 TEL. +65-62930181  
FAX.+65-62966716

ELNA (SHANGHAI) CO., LTD.  
Room 6203, Rui Jin Hotel Business Center 118  
Rui Jin 2 Road, Shanghai, China  
Post Code 200020 TEL. +86-21-64452269  
FAX.+86-21-64452271

ELNA BANGKOK SALES OFFICE  
2/71 Thosapol Land building 4  
14th/FL, Soi Bangna-Trad 25, Bangna  
Bangna, Bangkok 10260, Thailand TEL. +66-2-7441464  
+66-2-7441465  
FAX.+66-2-7441466

ELNA MALAYSIA PENANG SALES OFFICE  
2473, Tingkat Perusahaan 6,  
Free Trade Zone, Prai Industrial Estate,  
13600 Prai, Penang, Malaysia TEL. +60-4-3985369

EASTERN JAPAN OFFICE  
3-8-11 Shin-Yokohama, Kouhoku,  
Yokohama, Kanagawa 222-0033, Japan TEL. +81-45-470-7254  
FAX.+81-45-470-7260

WESTERN JAPAN OFFICE  
6-1-15 Nishinakajima Yodogawa,  
Osaka, Osaka 532-0011, Japan TEL. +81-6-6304-6831  
FAX.+81-6-6304-8638

### AFFILIATED COMPANY

TANIN ELNA CO., LTD.  
HEAD OFFICE  
2/71 Thosapol Land building 4  
14th/FL, Soi Bangna-Trad 25, Bangna  
Bangna, Bangkok 10260, Thailand TEL. +66-2-7441464  
+66-2-7441465  
FAX.+66-2-7441466

CHIANGMAI FACTORY  
56 Mahidoal Road T.Sutep  
A.Muang Chiangmai 50200, Thailand. TEL. +66-53-270206  
FAX.+66-53-275064

ELNA-SONIC SDN. BHD.  
2473, Tingkat Perusahaan 6,  
Free Trade Zone, Prai Industrial Estate,  
13600 Prai, Penang, Malaysia. Sales office TEL. +60-4-3992916  
FAX.+60-4-3992925  
TEL. +60-4-3985369

ELNA TOHOKU CO., LTD.  
AOMORI FACTORY  
1-349-1 Okonoki,  
Kuroishi, Aomori 036-0357, Japan TEL. +81-172-52-4166  
FAX.+81-172-53-4609



### CAUTION

Observe the following to ensure safe operation.

1. The models and specification values contained in this catalog are for reference purposes only. During actual use or when placing an order, please request "drawings" and make your purchase or use the purchased product based on those drawings.
2. In order to ensure that products are used correctly and safely, always make sure to read the cautions for using prior to using the product.

### NOTE

1. Since the contents contained are subject to changes in specifications, dimensions and so forth without notice due to modification, please confirm the contents when placing an order. If any of the matters described here are unclear, please inquire at one of our nearby sales offices.
2. The contents of this catalog are valid as of December 2018.